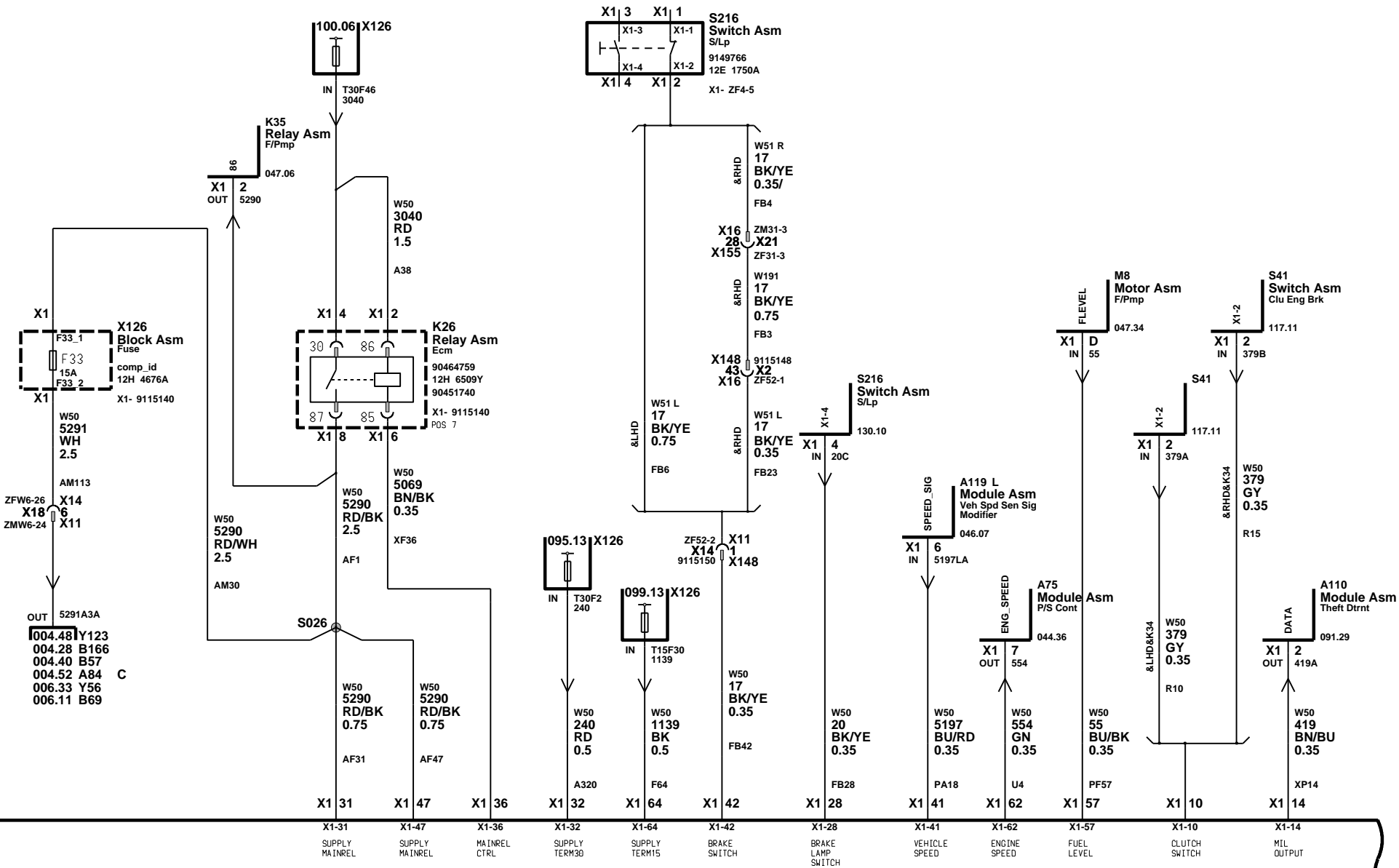
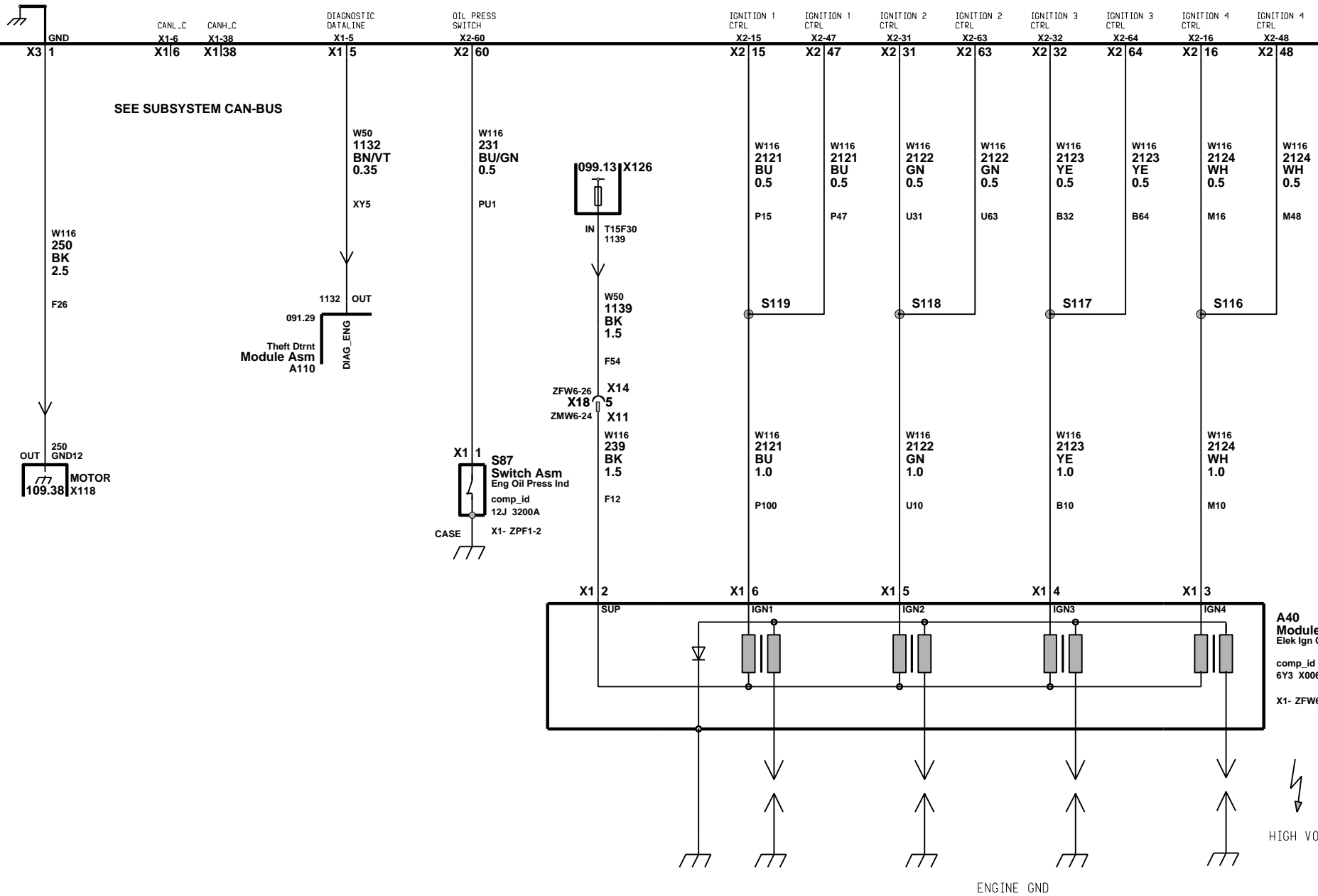
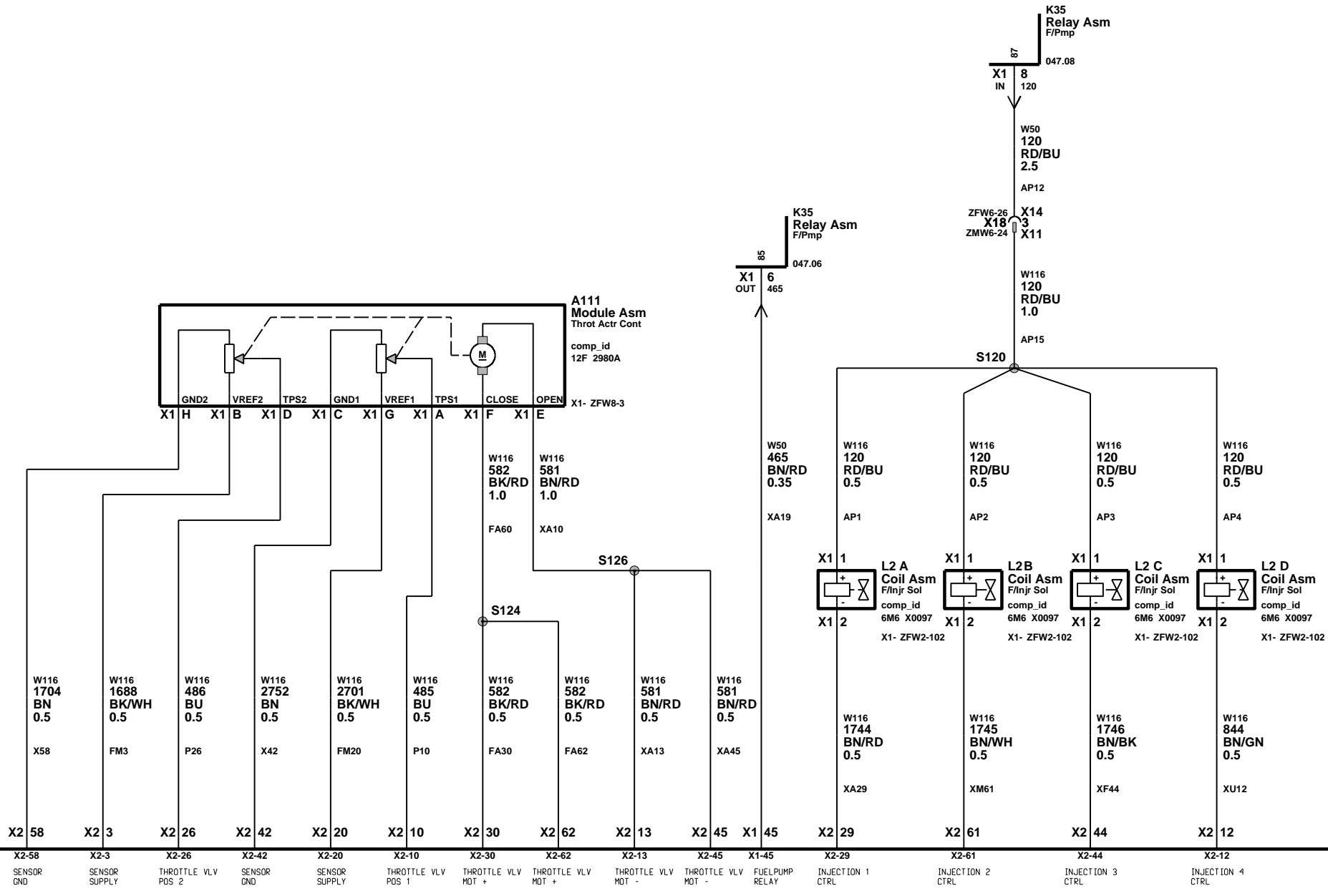


SEE SUBSYSTEM SIGNALLAMPS

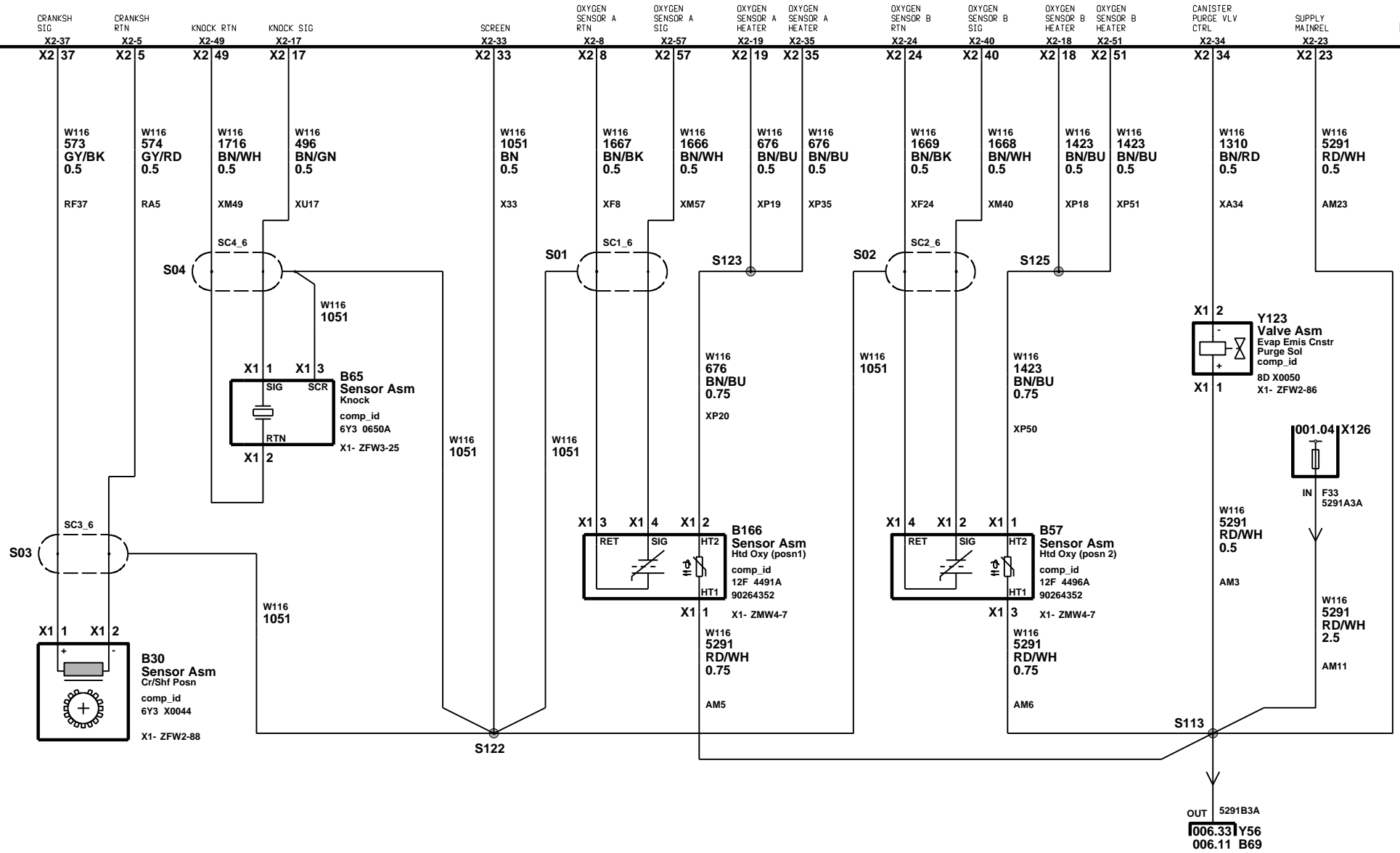


ENGINE SIMTEC Z18XE (2H9)



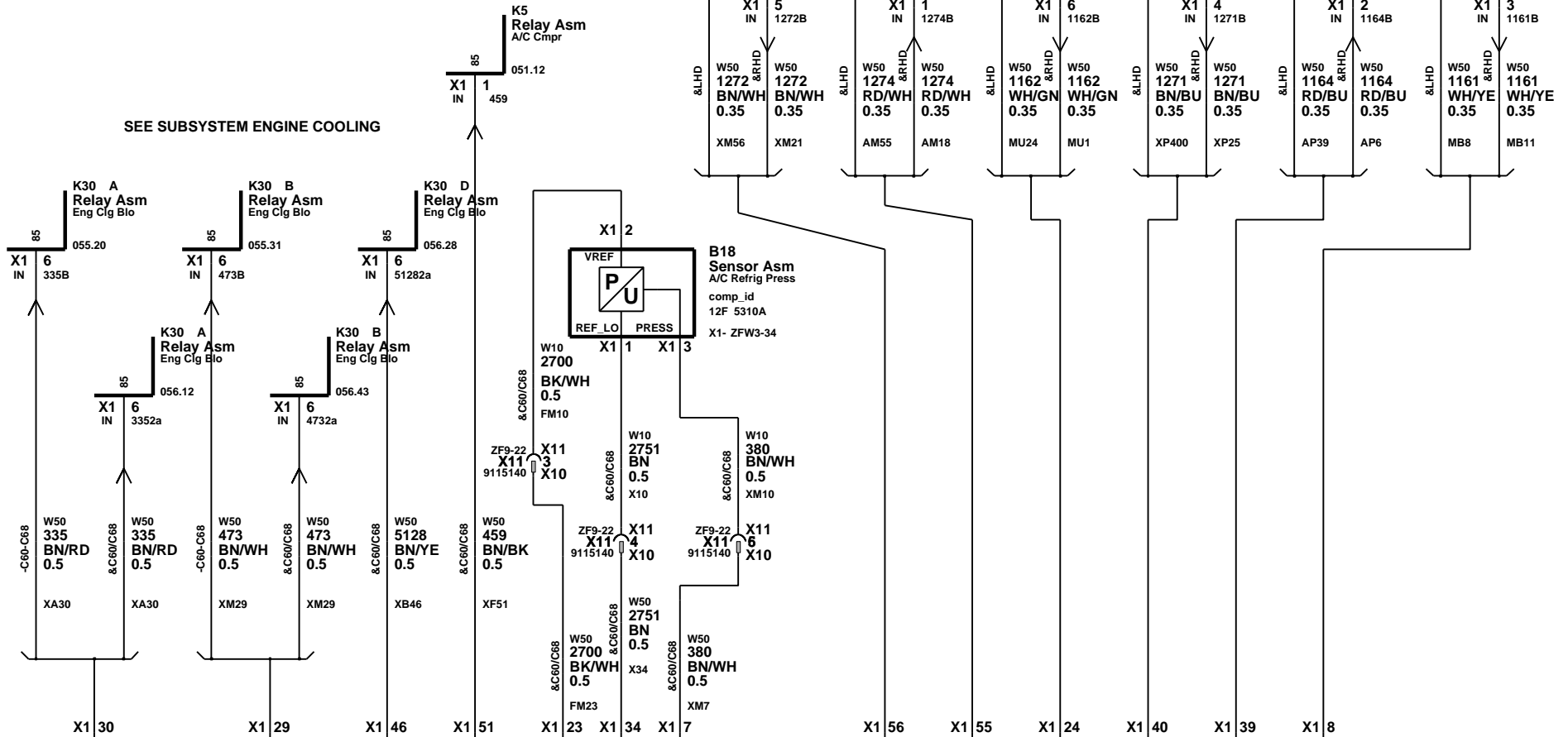


ENGINE SIMTEC Z18XE (2H9)

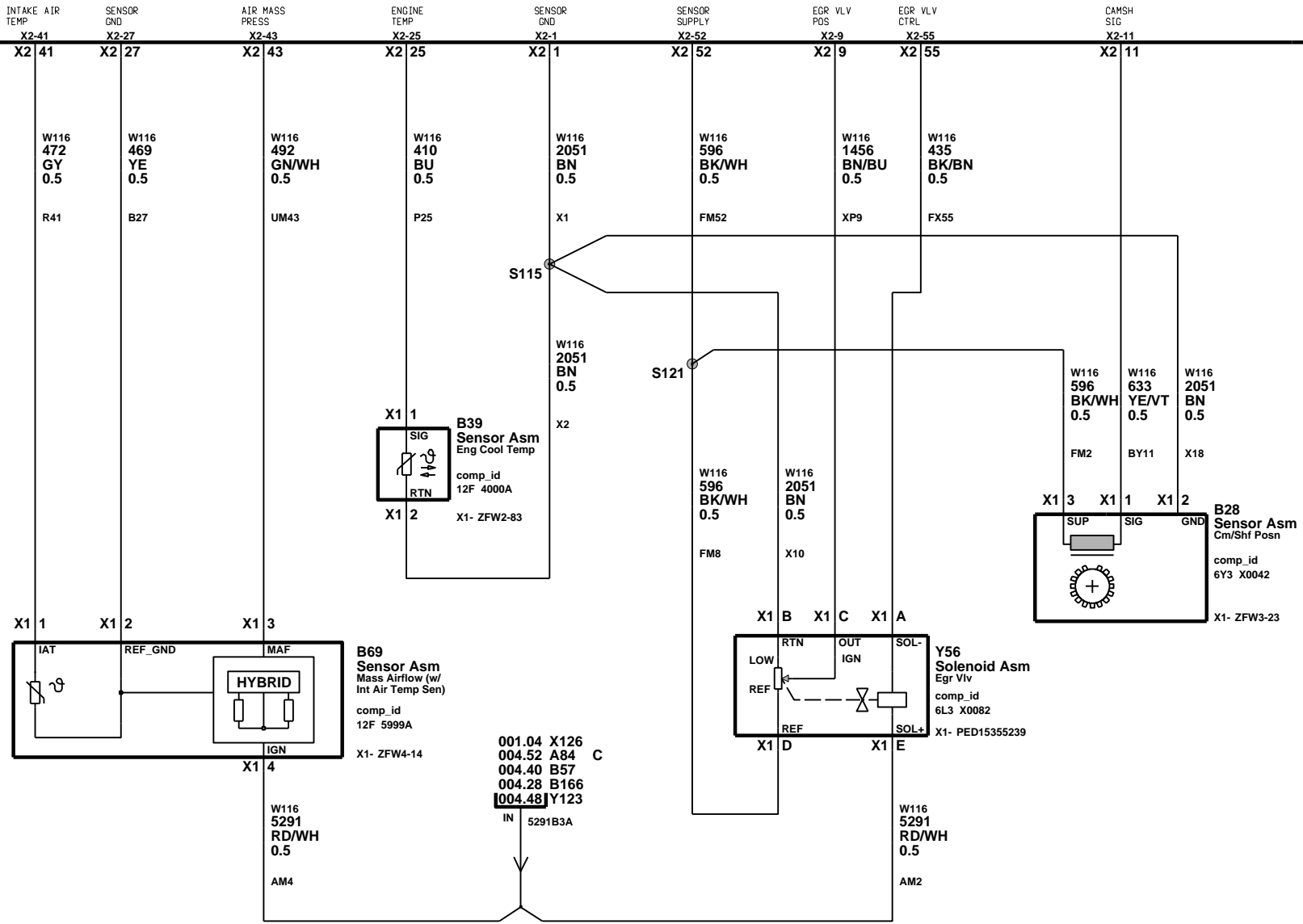


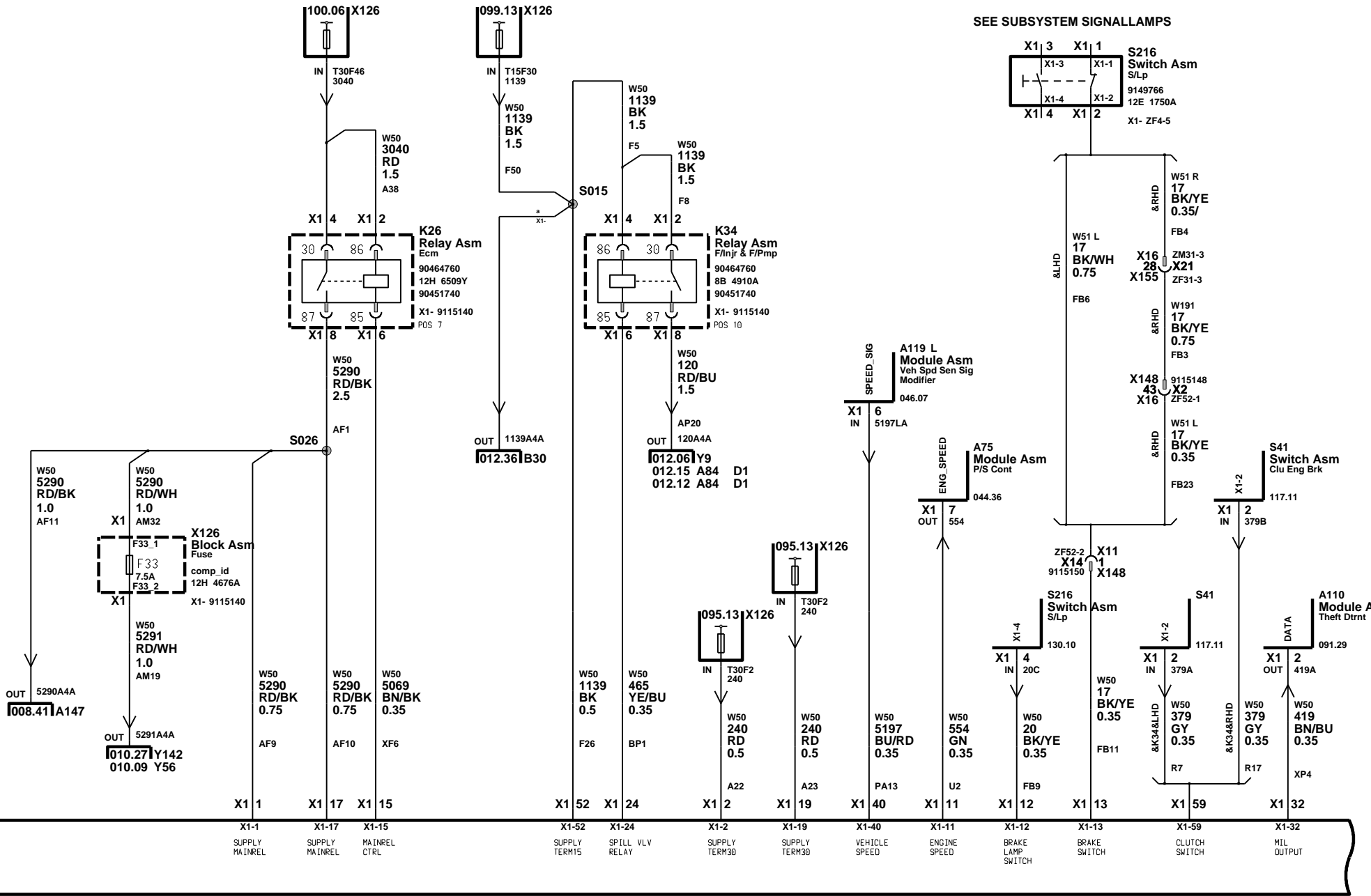
SEE SUBSYSTEM PEDAL POSITION SENSOR

SEE SUBSYSTEM ENGINE COOLING

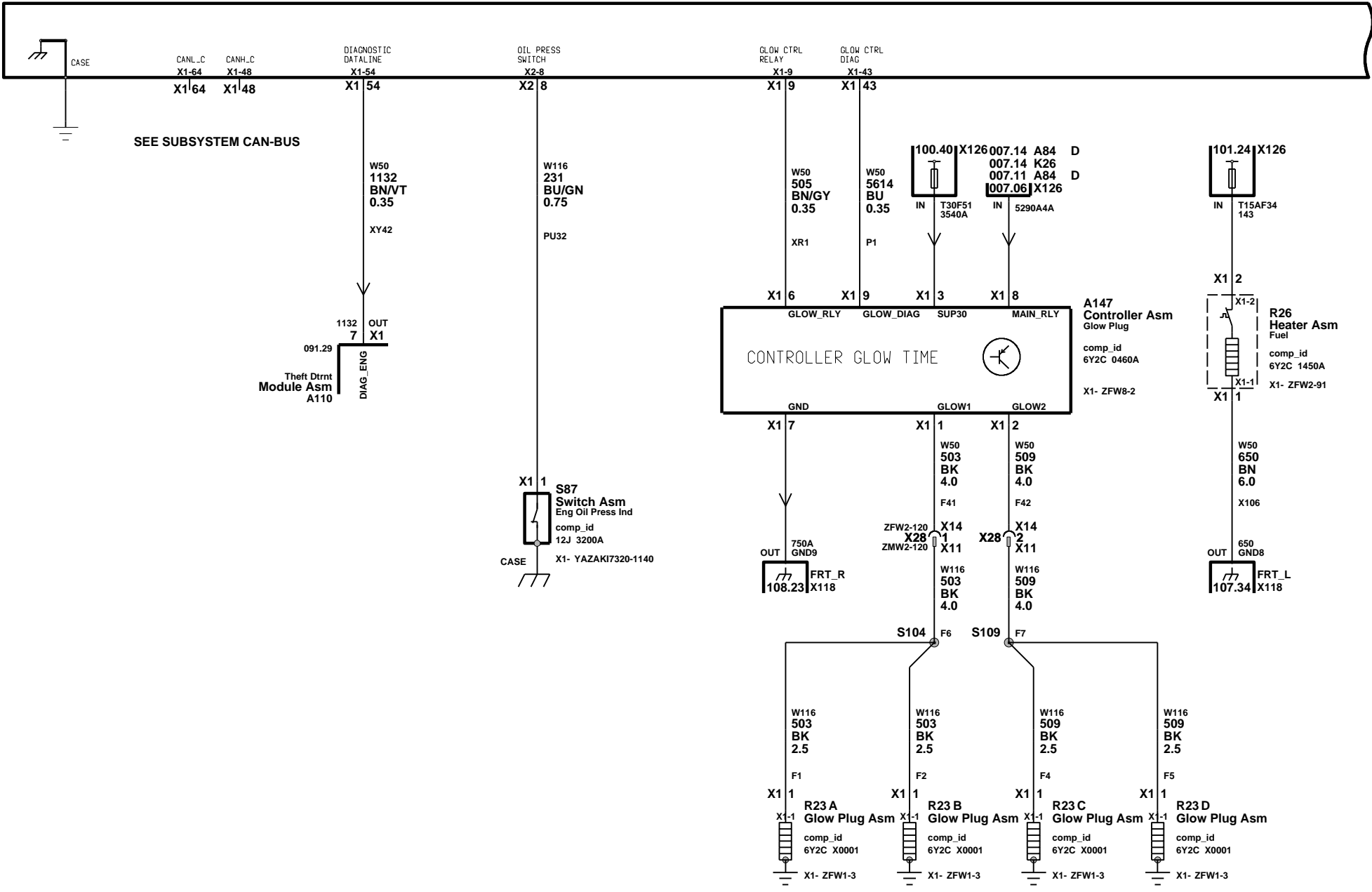


X1-30	X1-29	X1-46	X1-51	X1-23	X1-34	X1-7	X1-56	X1-55	X1-24	X1-40	X1-39	X1-8
FAN 1 RELAY	FAN 2 RELAY	FAN 3 RELAY	AC COMP R RELAY	SENSOR SUPPLY	SENSOR GND	AC COMP R PRESS	SENSOR GND	SENSOR SUPPLY	PWG 2 POS	SENSOR GND	SENSOR SUPPLY	PWG 1 POS



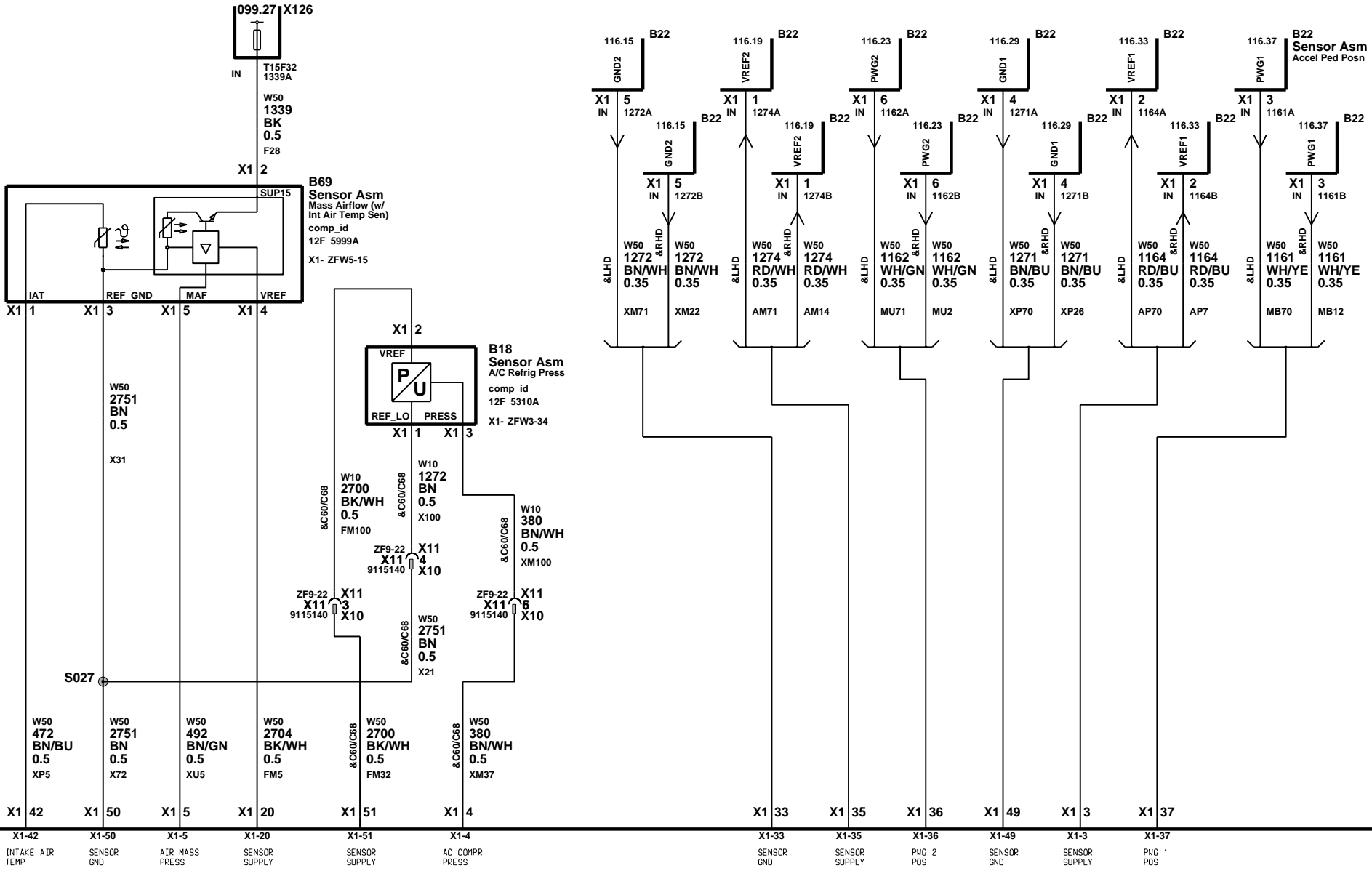


ENGINE DIESEL Y17DT/DTL (LK8/LR6)

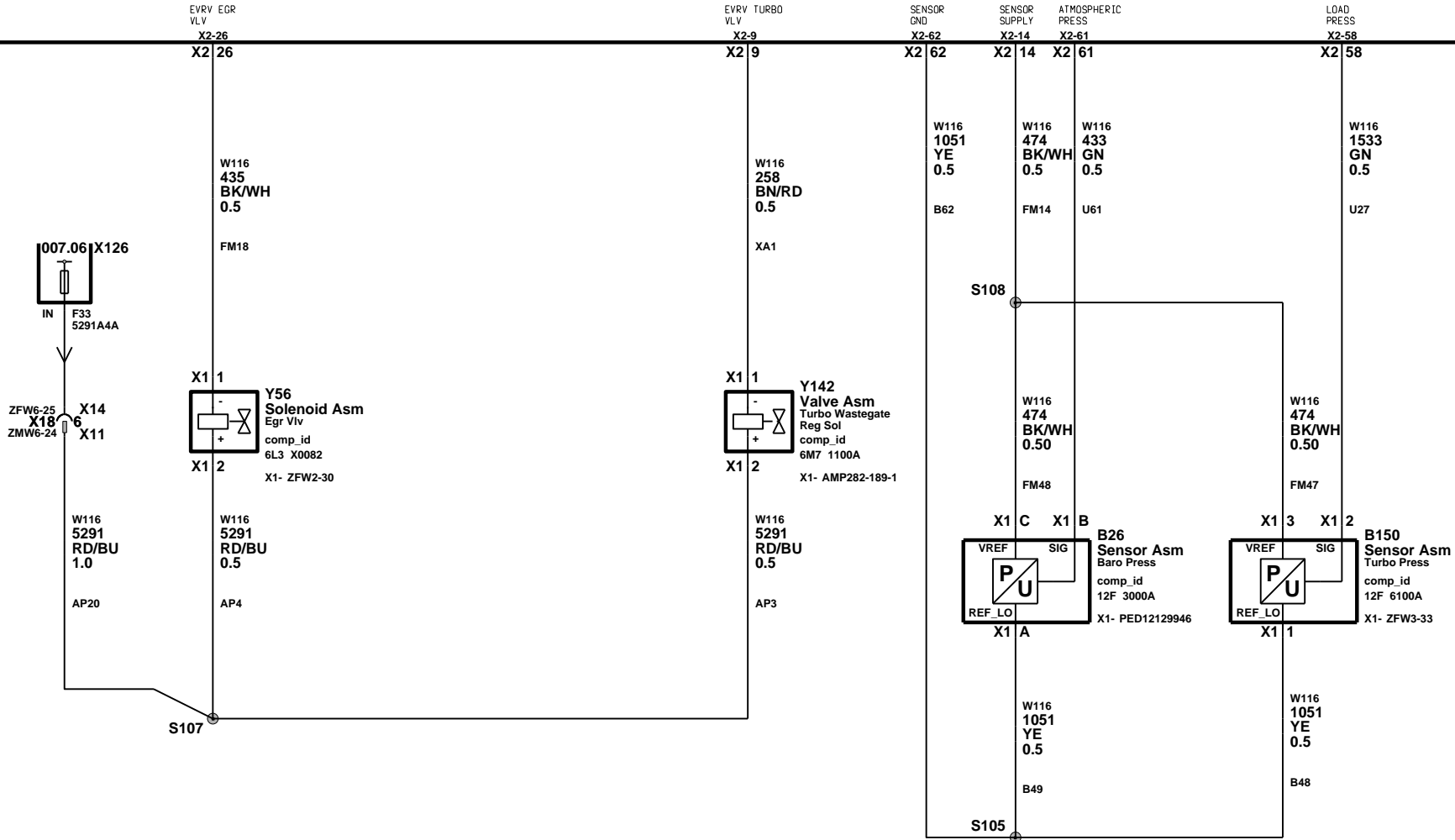


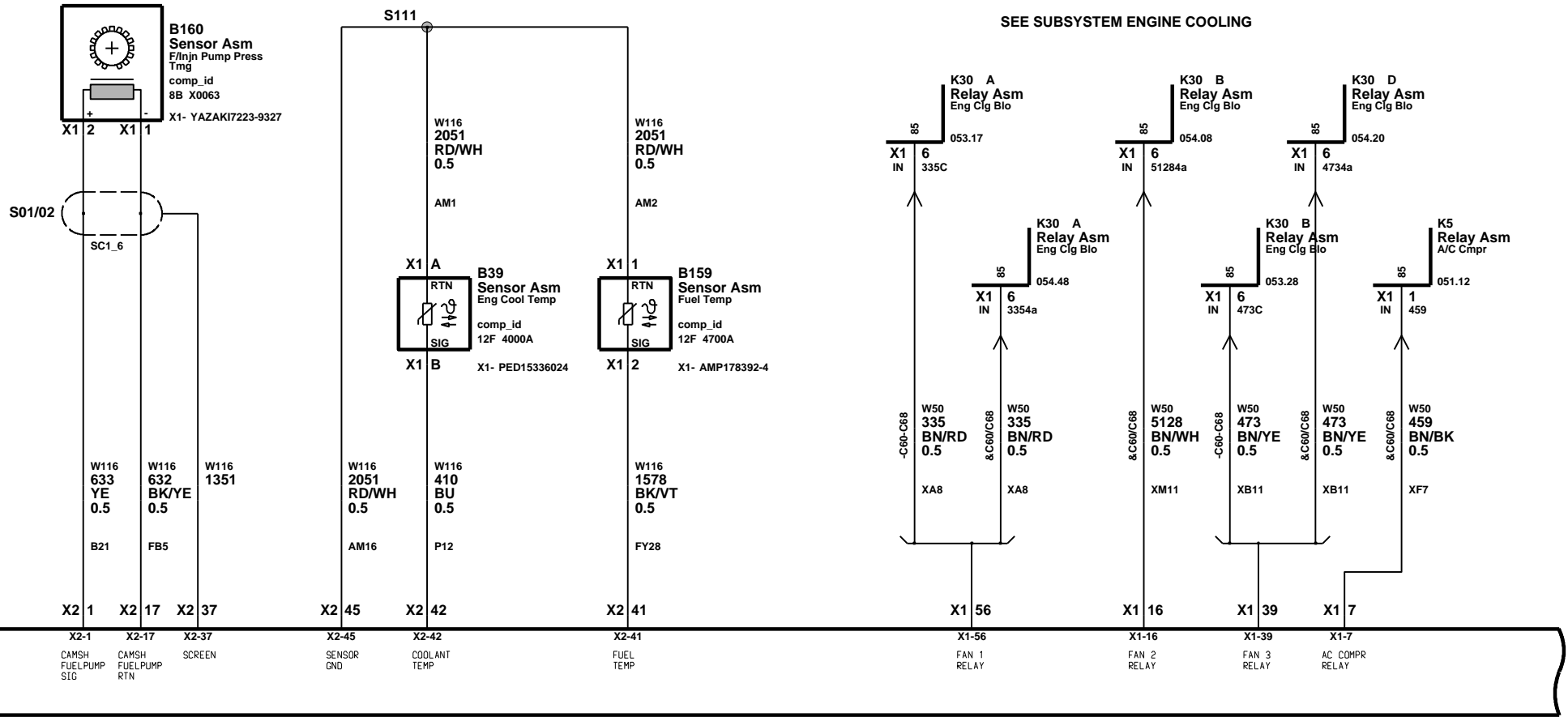
Sheet 008 of 146

SEE SUBSYSTEM PEDAL POSITION SENSOR



ENGINE DIESEL Y17DT/DTL (LK8/LR6)

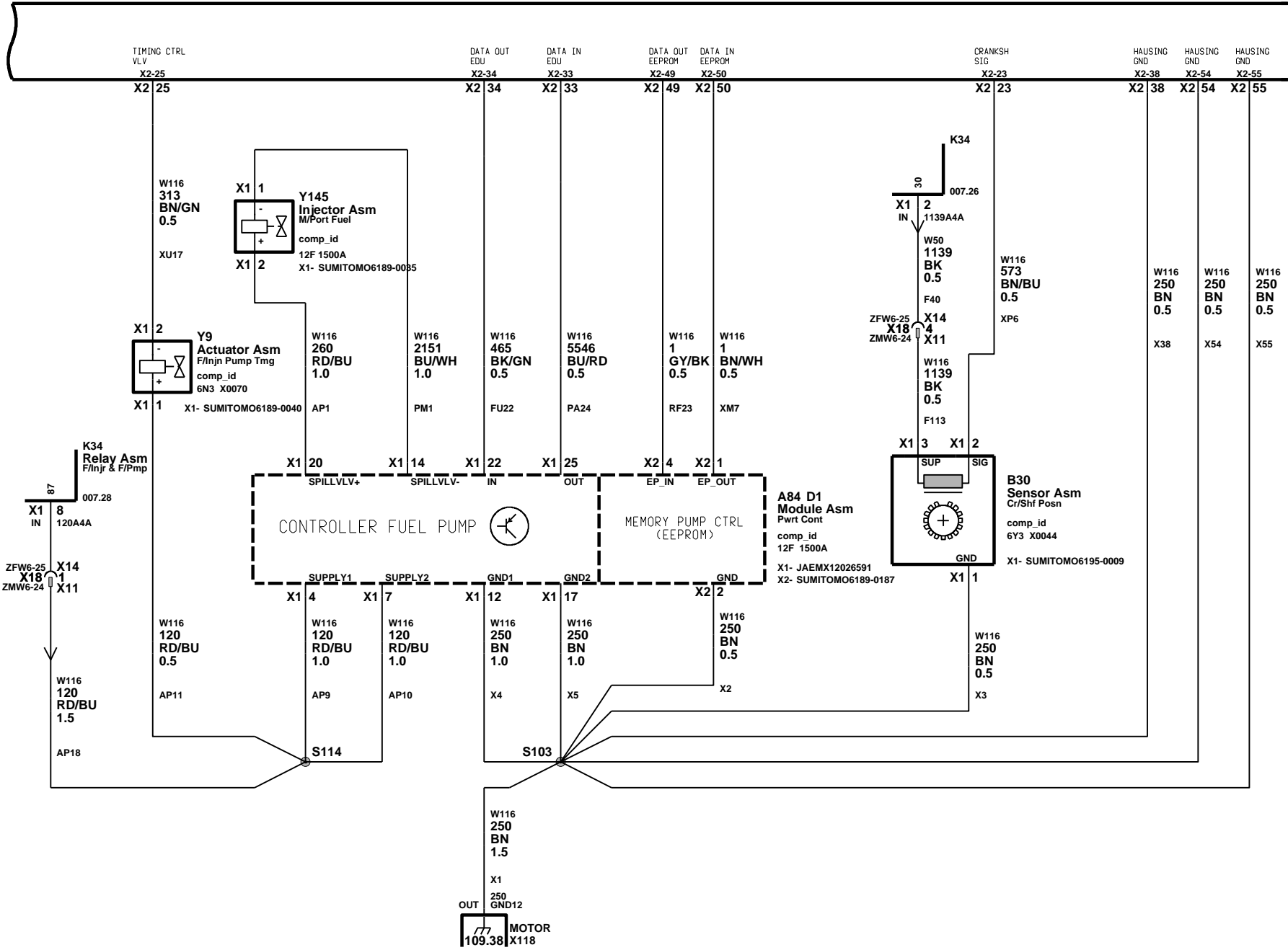




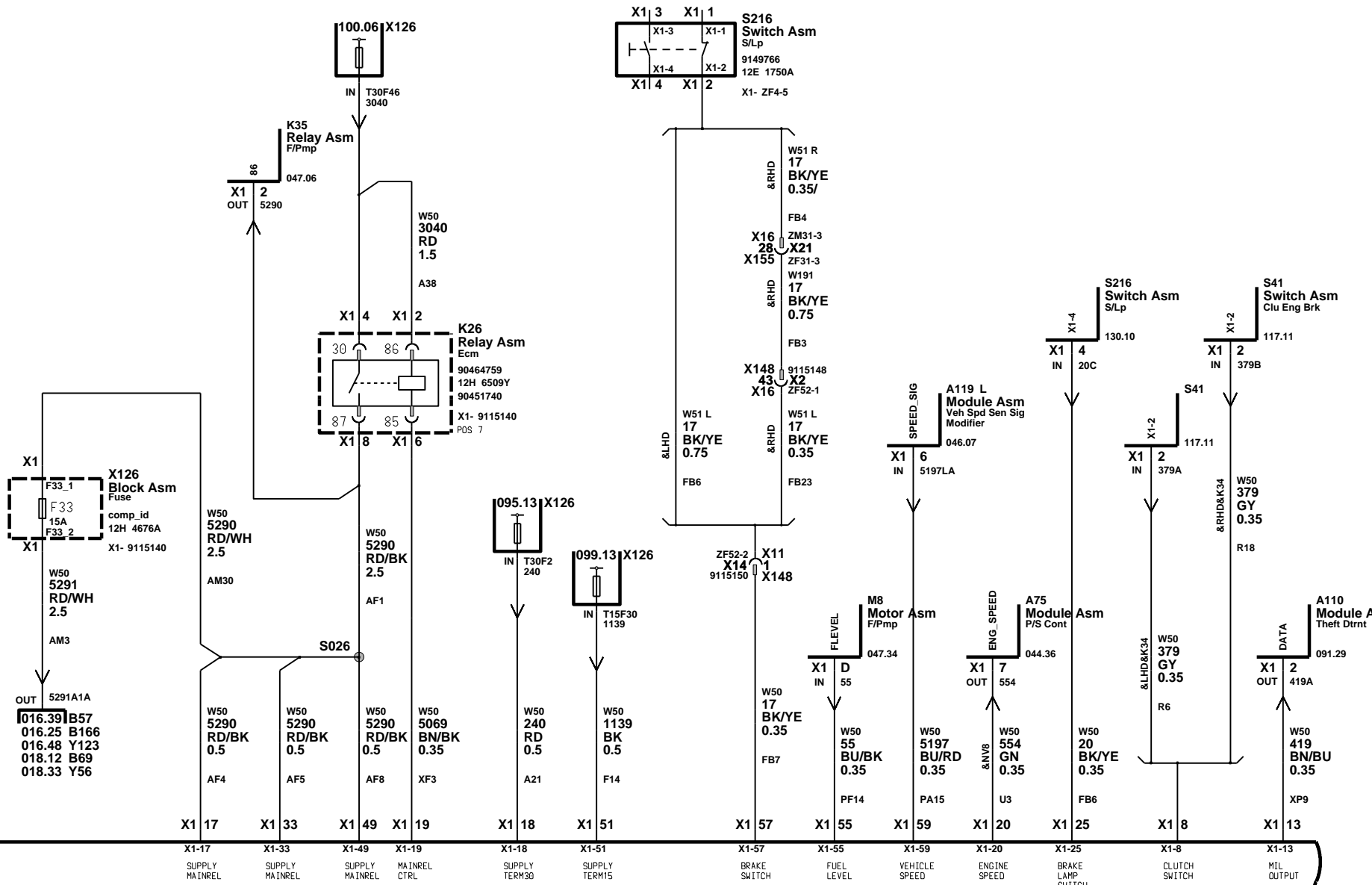
SEE SUBSYSTEM ENGINE COOLING

ENGINE DIESEL Y17DT/DTL (LK8/LR6)

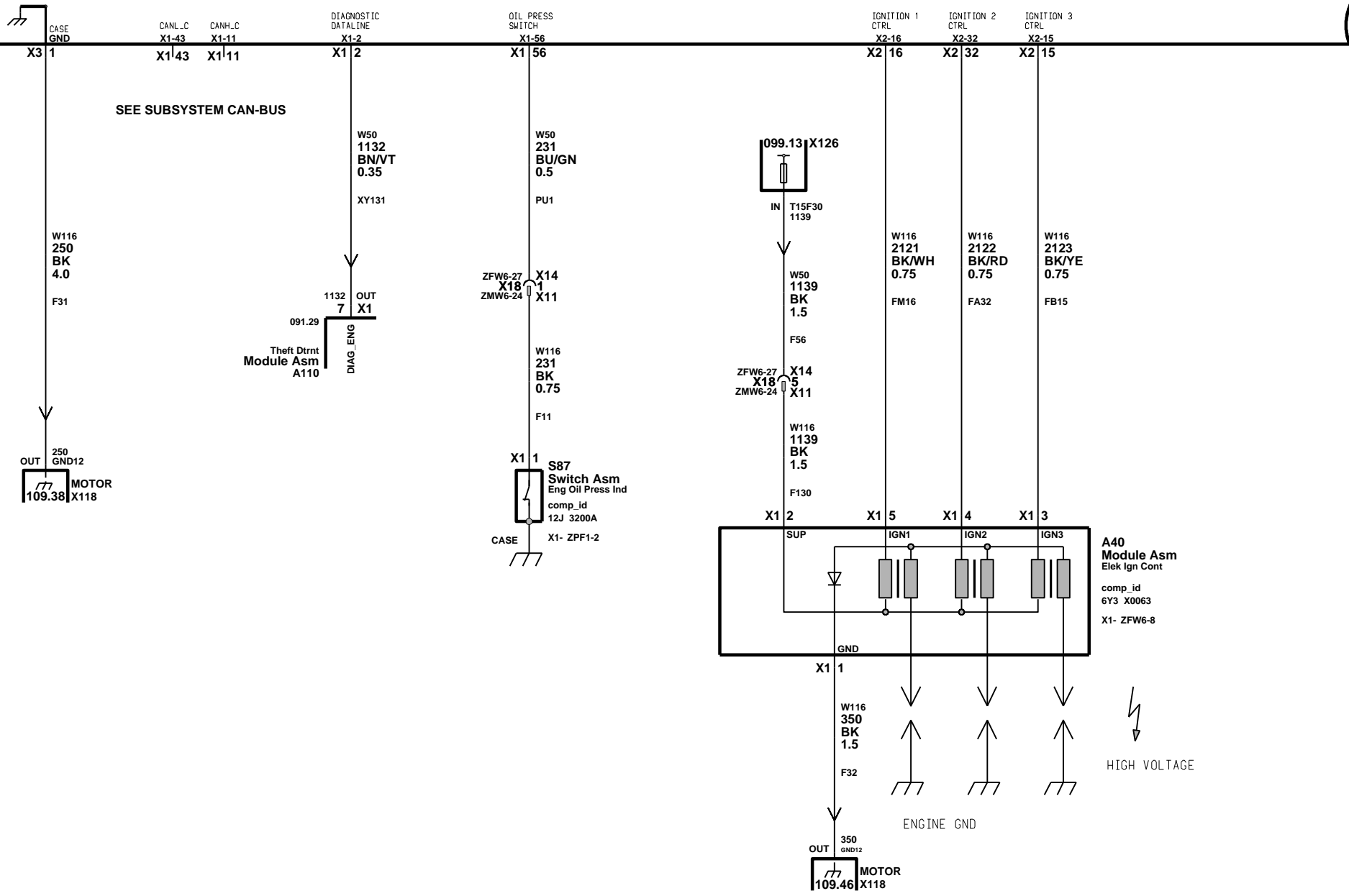
A84 D
Module Asm
Pwrt Cont
comp_id
12F 1500A
X1- ZFW64-2/4
X2- ZFW64-1/3
X3- GND



SEE SUBSYSTEM SIGNALLAMPS



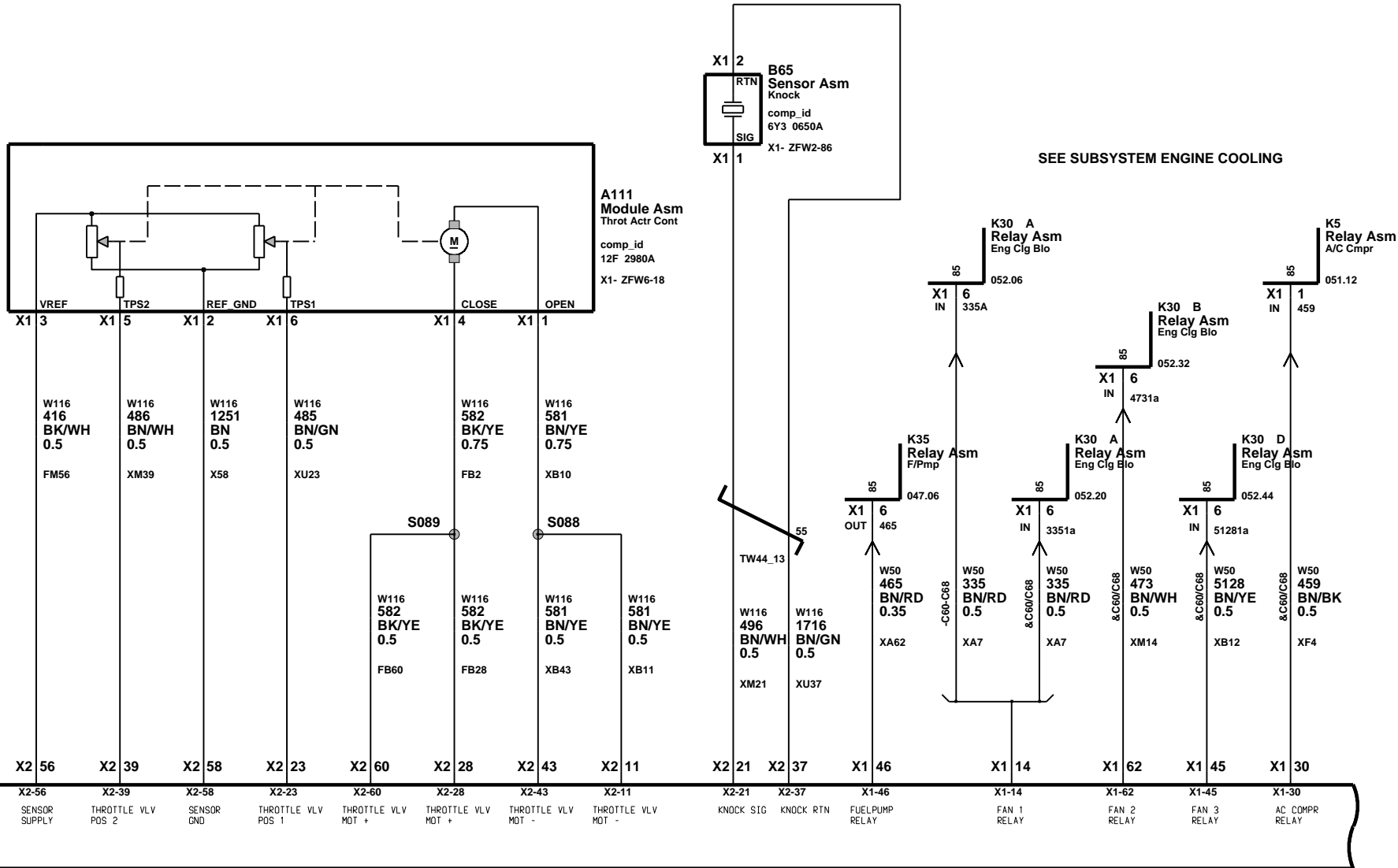
ENGINE MOTRONIK Z10XE (LW3)



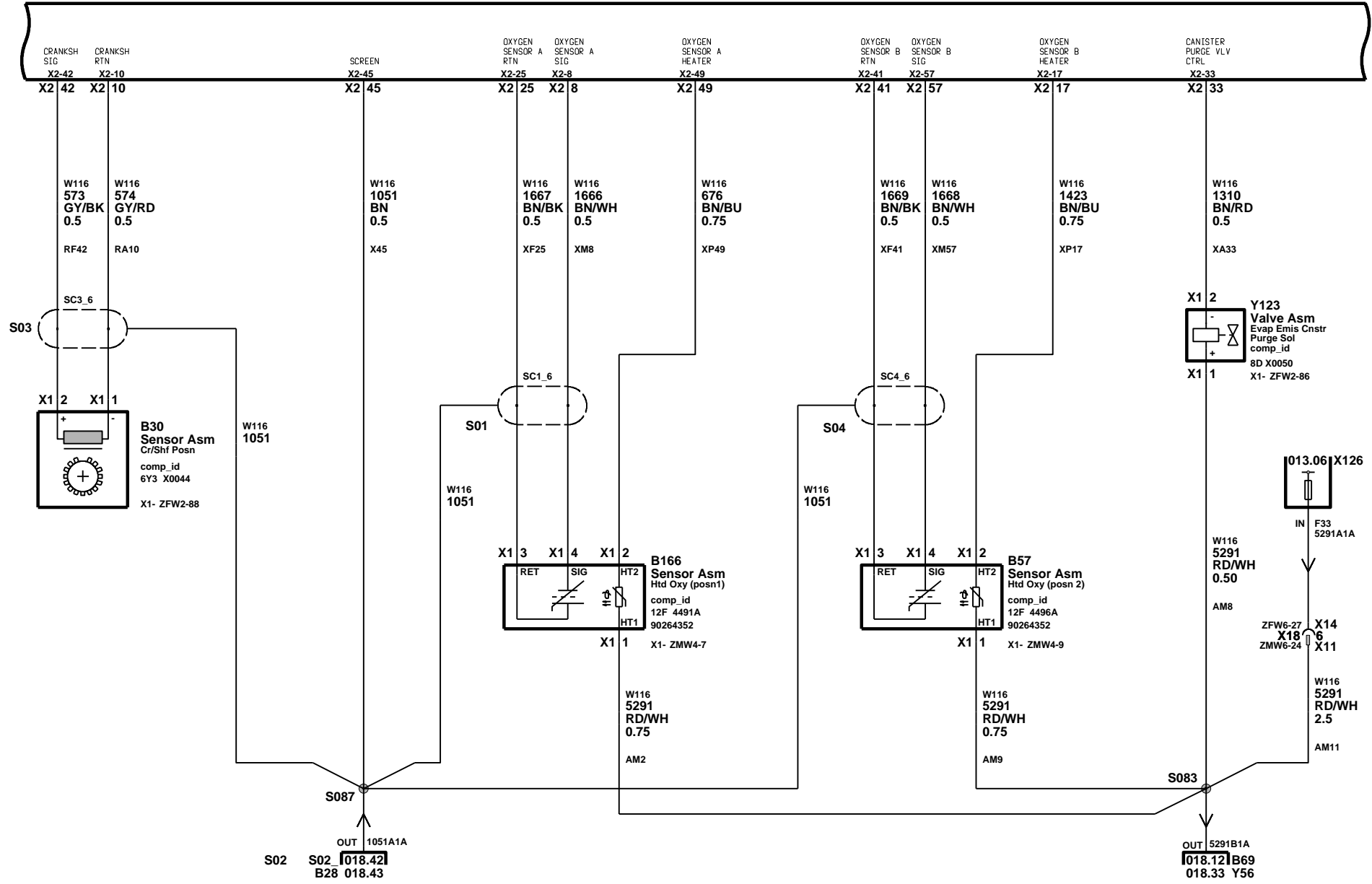
SEE SUBSYSTEM CAN-BUS

A40 Module Asm
 Elek Ign Cont
 comp_id
 6Y3 X0063
 X1- ZFW6-8

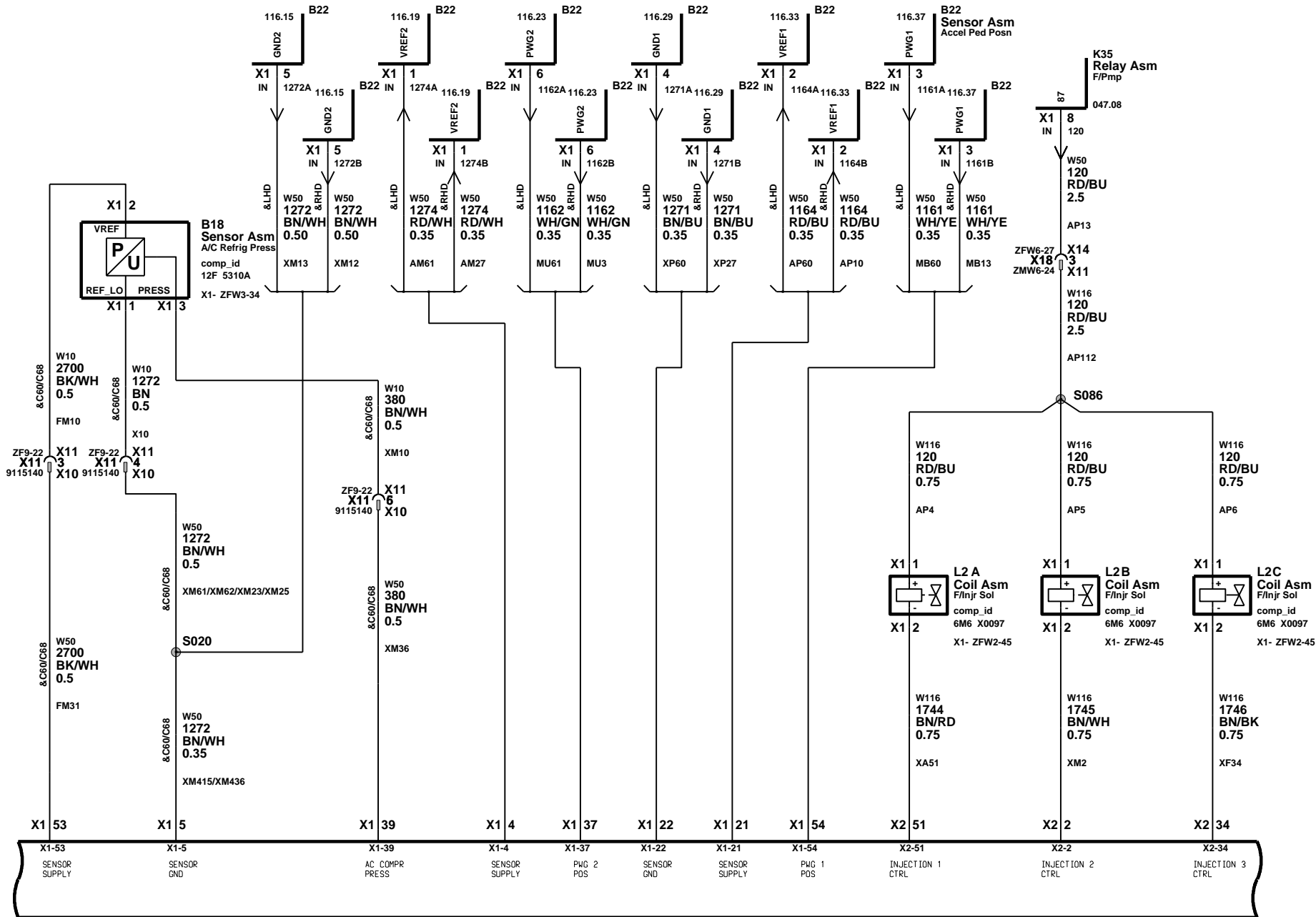
⚡
 HIGH VOLTAGE

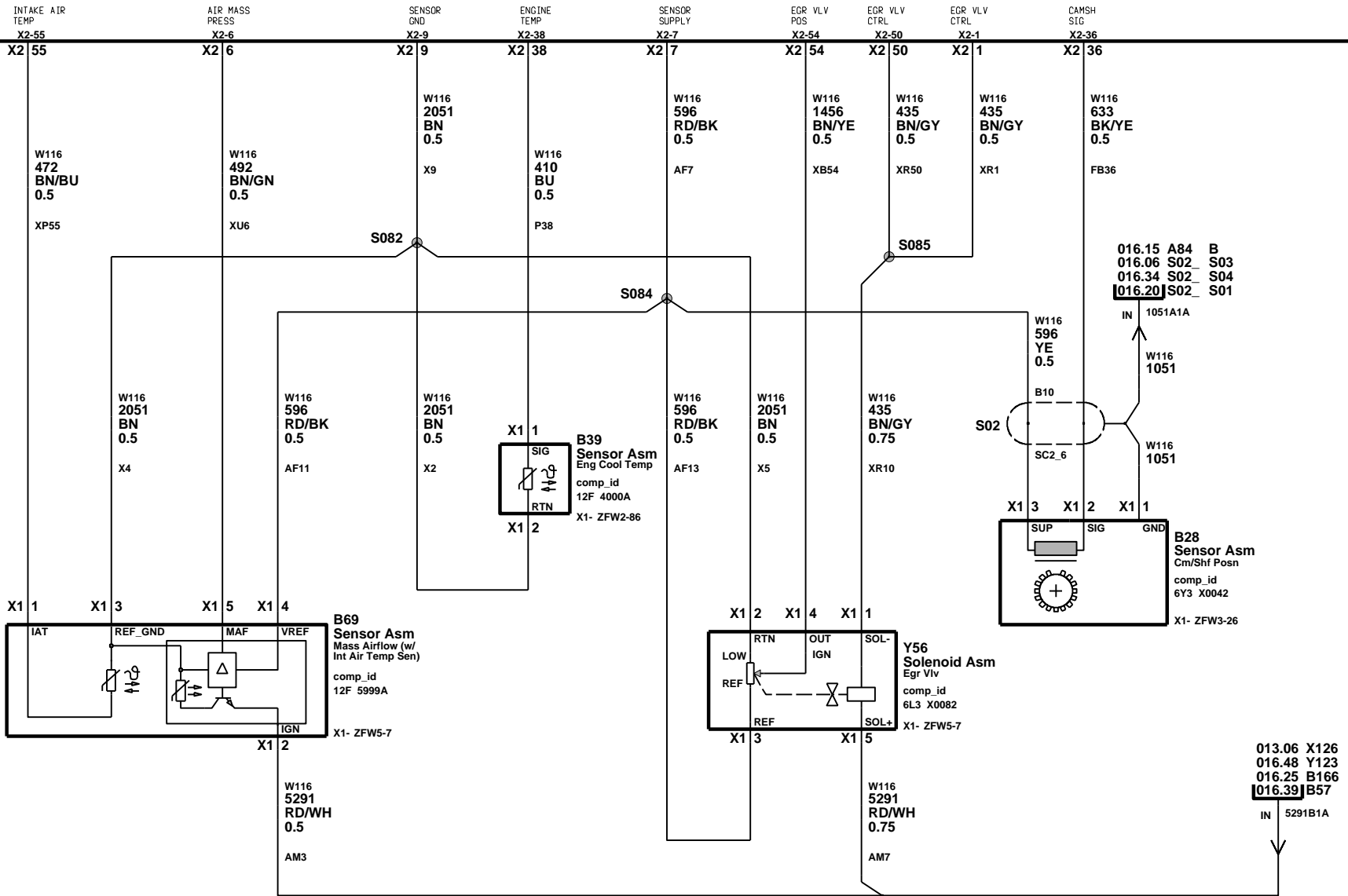


ENGINE MOTRONIK Z10XE (LW3)



SEE SUBSYSTEM PEDAL POSITION SENSOR

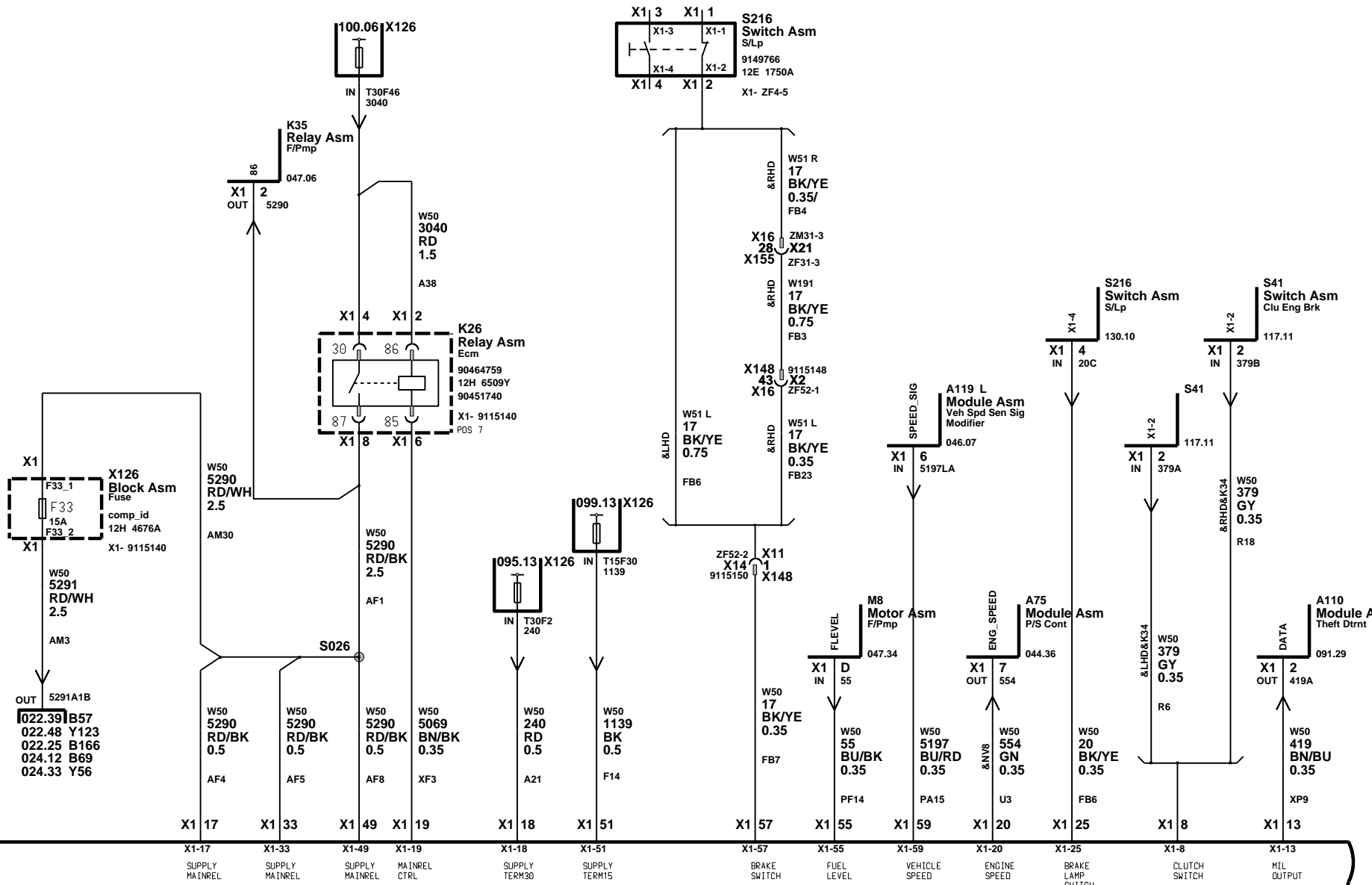




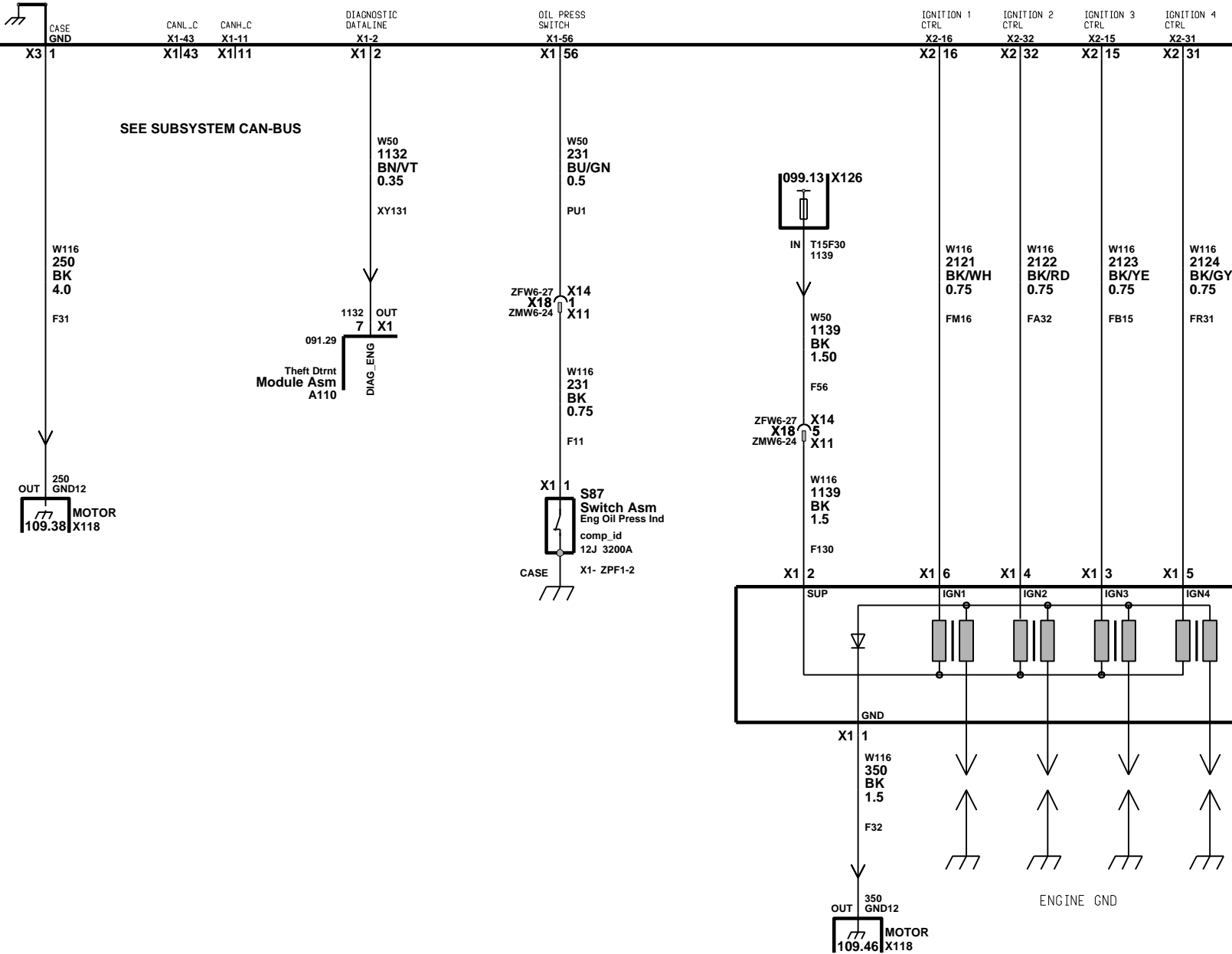
016.15 A84 B
016.06 S02_ S03
016.34 S02_ S04
016.20 S02_ S01

013.06 X126
016.48 Y123
016.25 B166
016.39 B57

SEE SUBSYSTEM SIGNALLAMPS



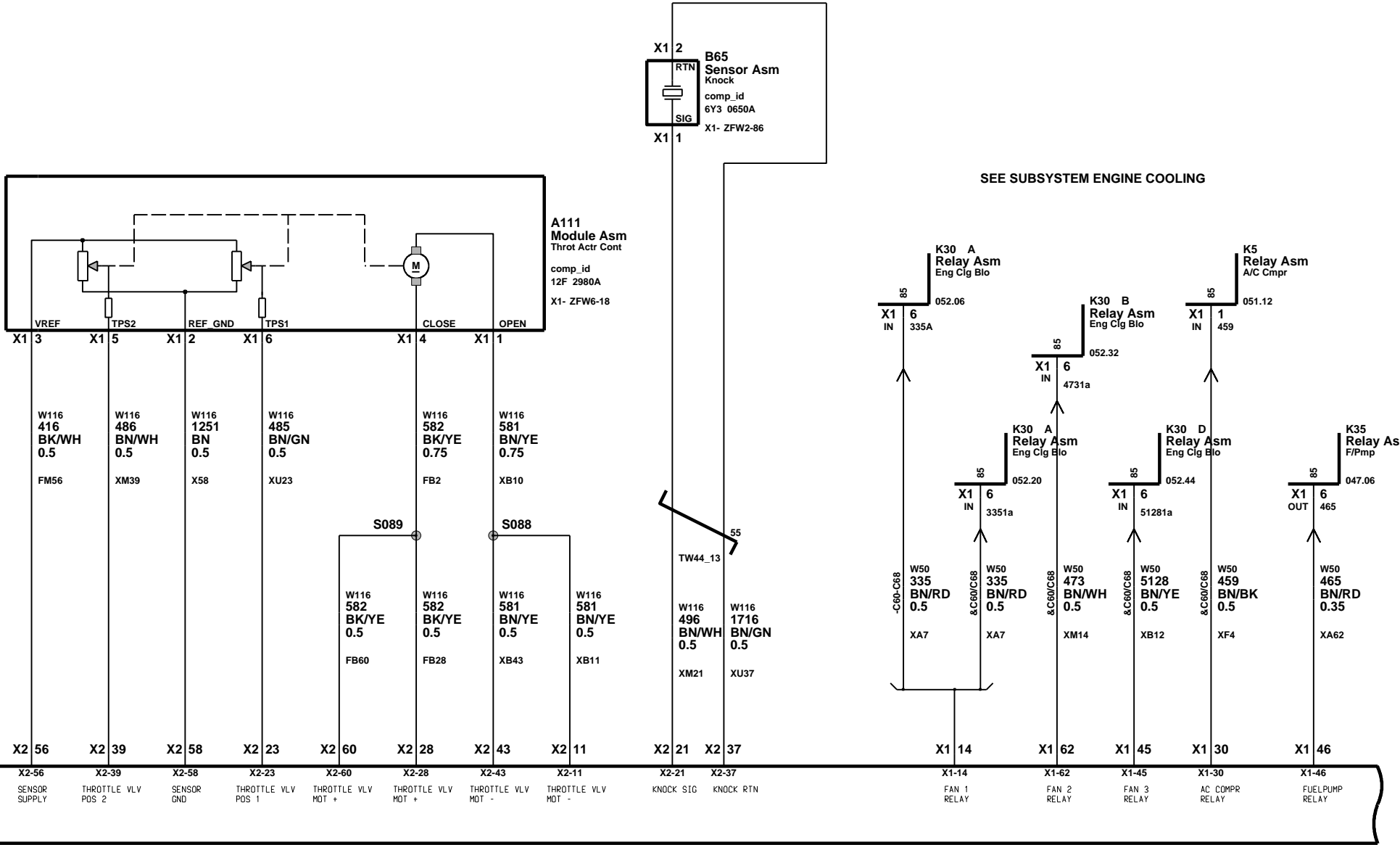
ENGINE MOTRONIK Z12XE (LW4)



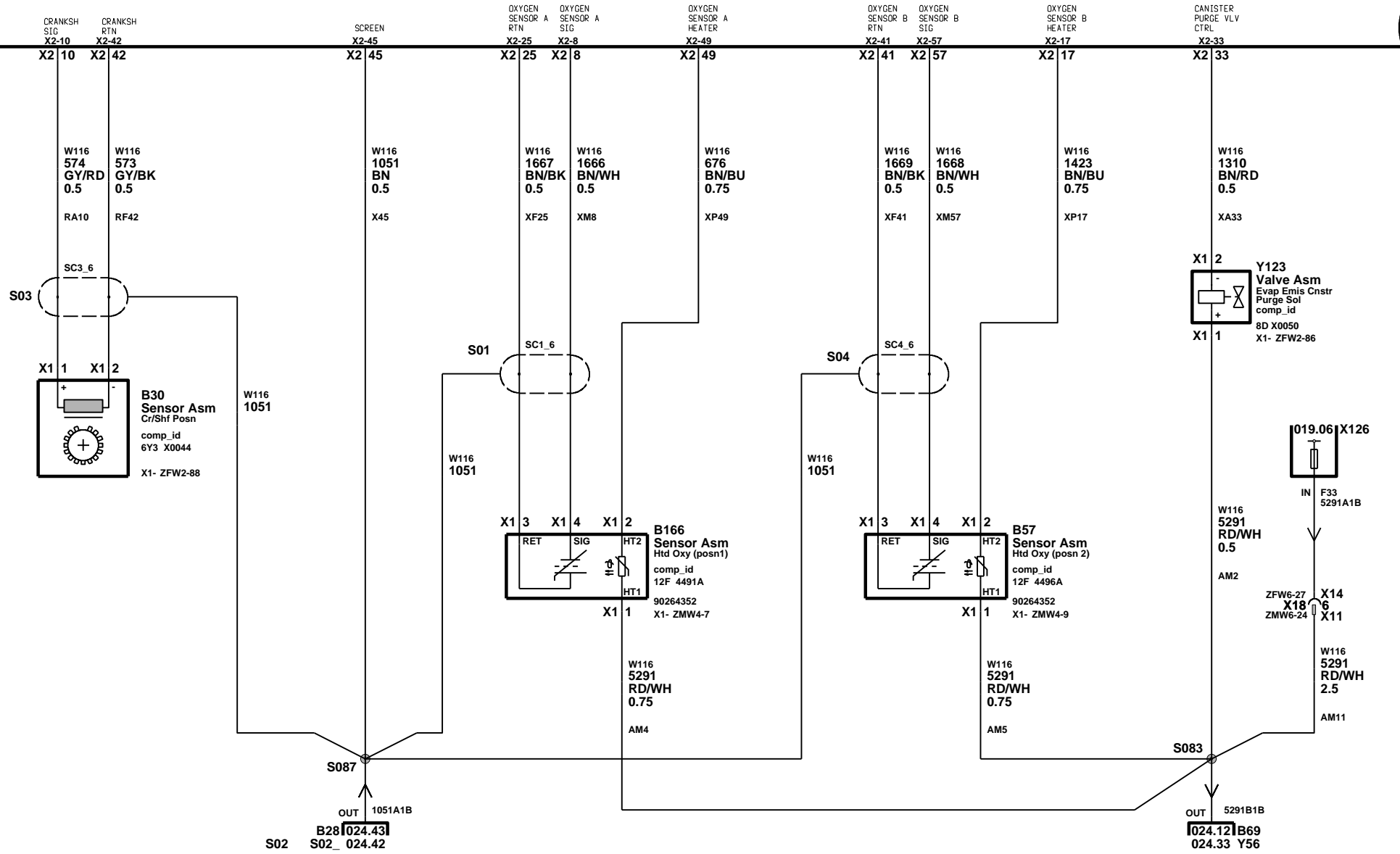
SEE SUBSYSTEM CAN-BUS

HIGH VOLTAGE

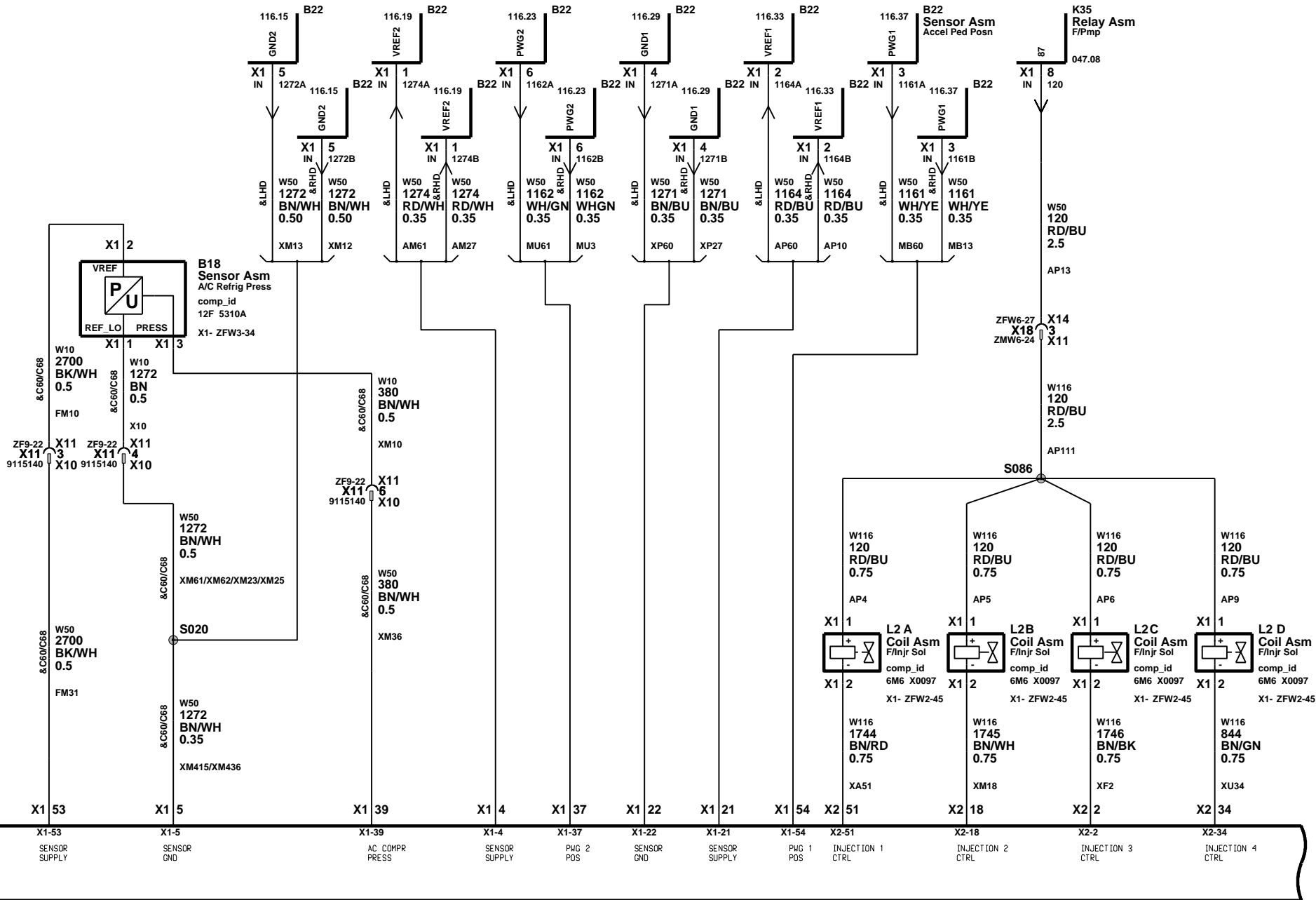
ENGINE GND

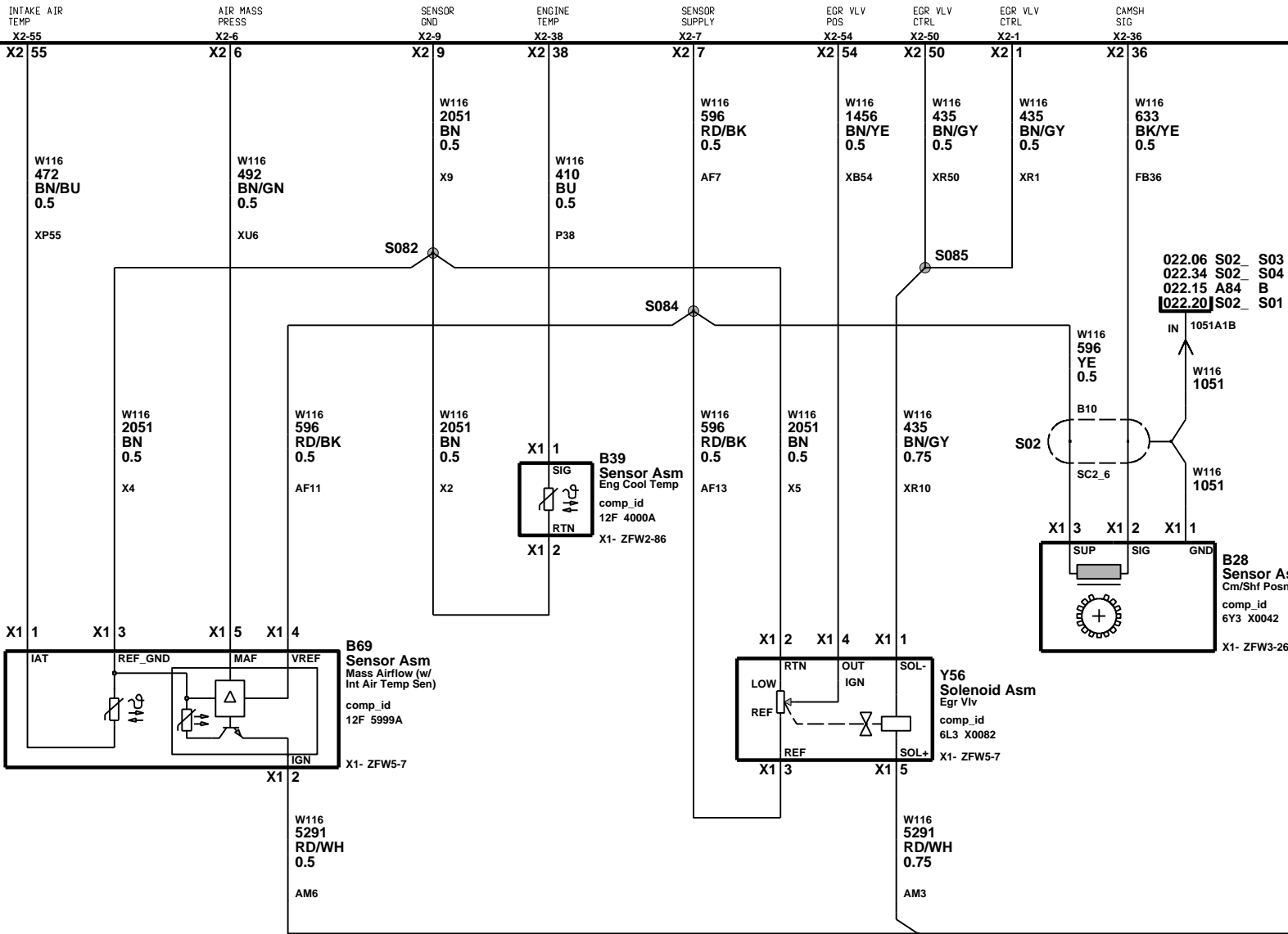


ENGINE MOTRONIC Z12XE (LW4)



SEE SUBSYSTEM PEDAL POSITION SENSOR

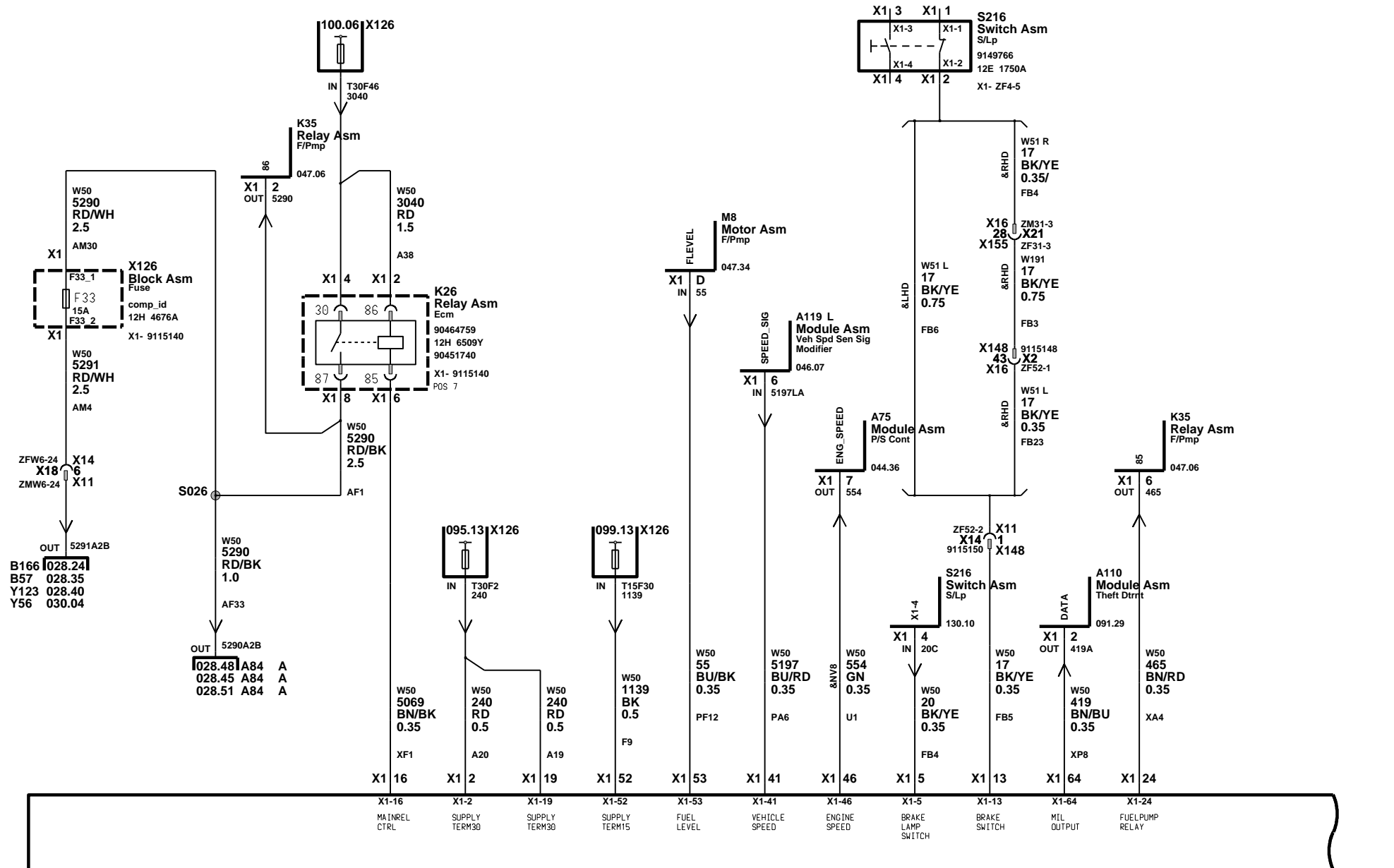




022.06 S02_ S03
022.34 S02_ S04
022.15 A84_ B
022.20 S02_ S01

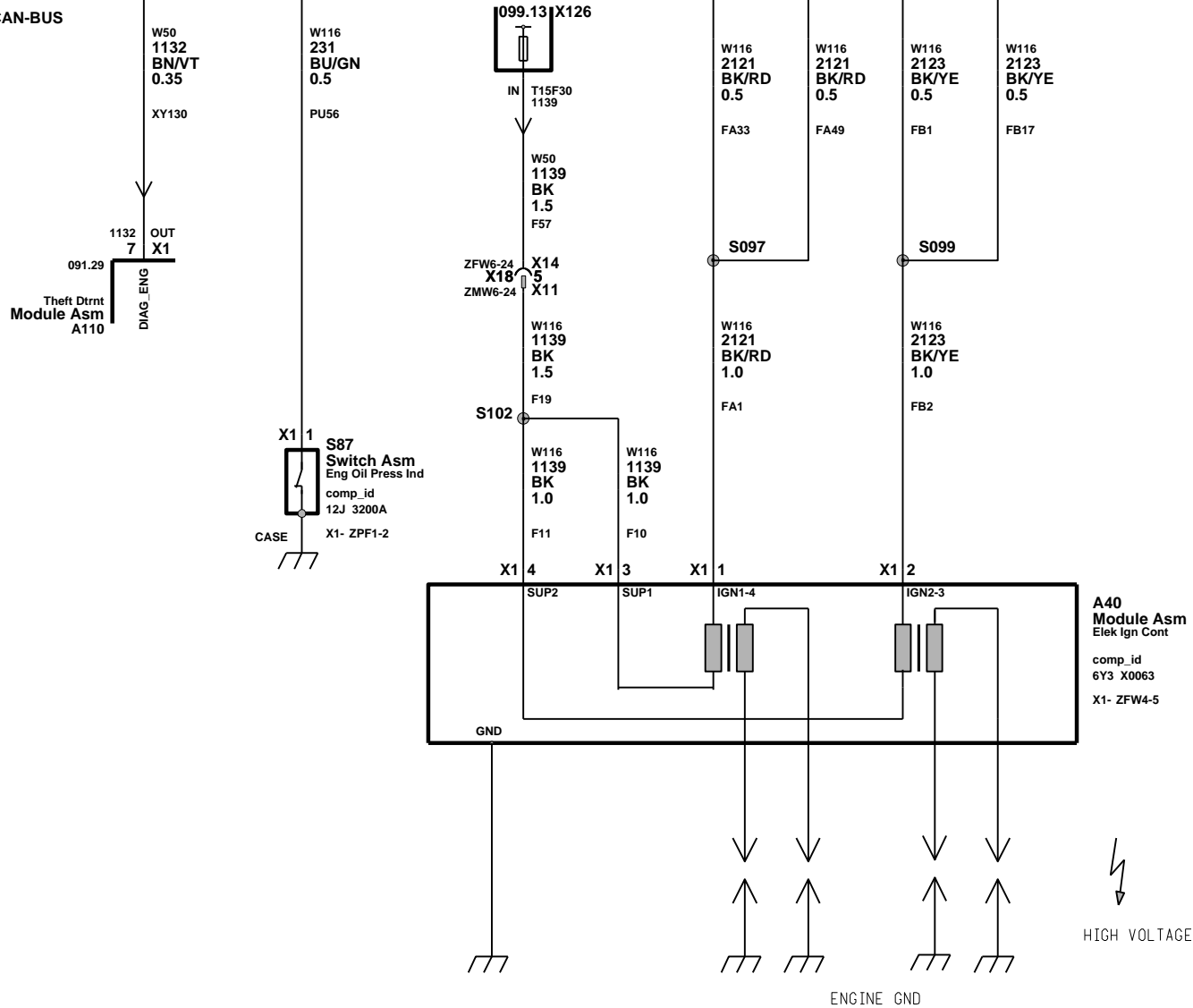
019.06 X126
022.25 B166
022.48 Y123
022.39 B57

SEE SUBSYSTEM SIGNALLAMPS



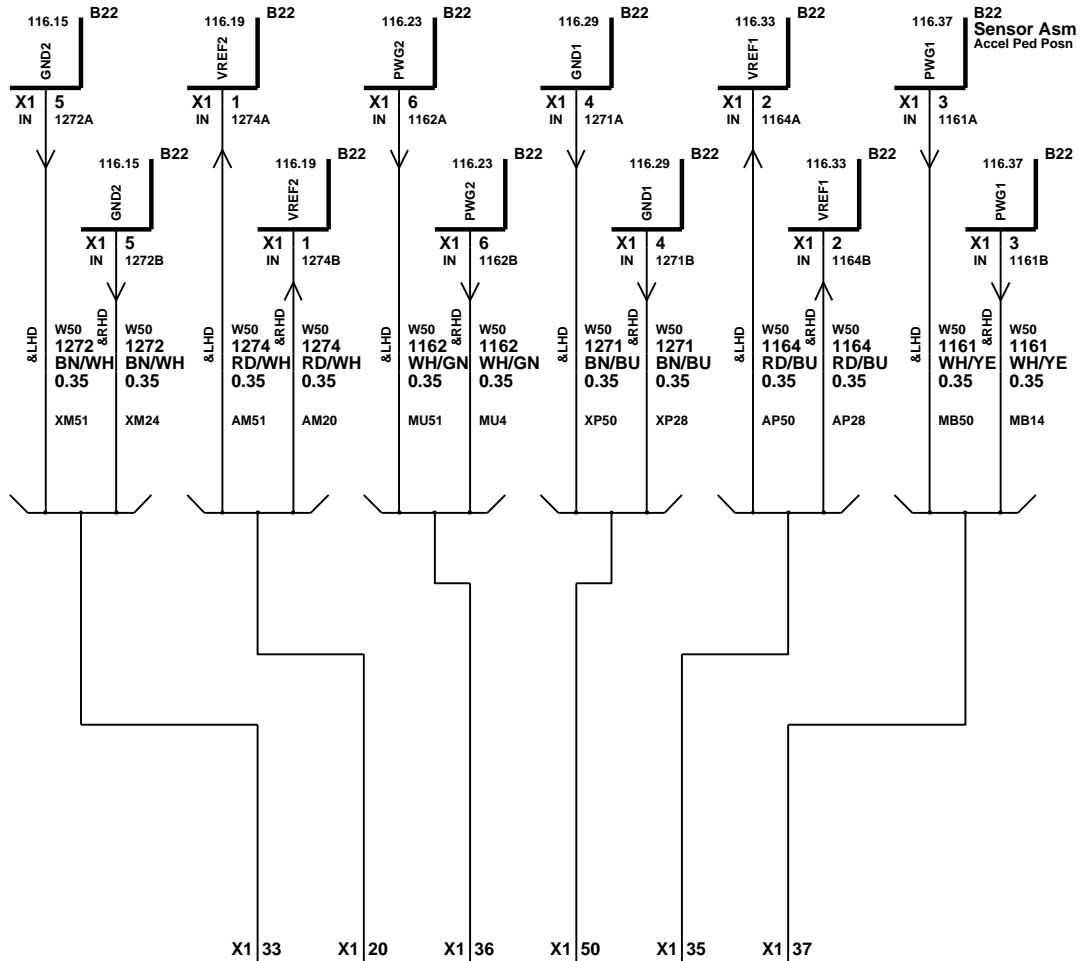
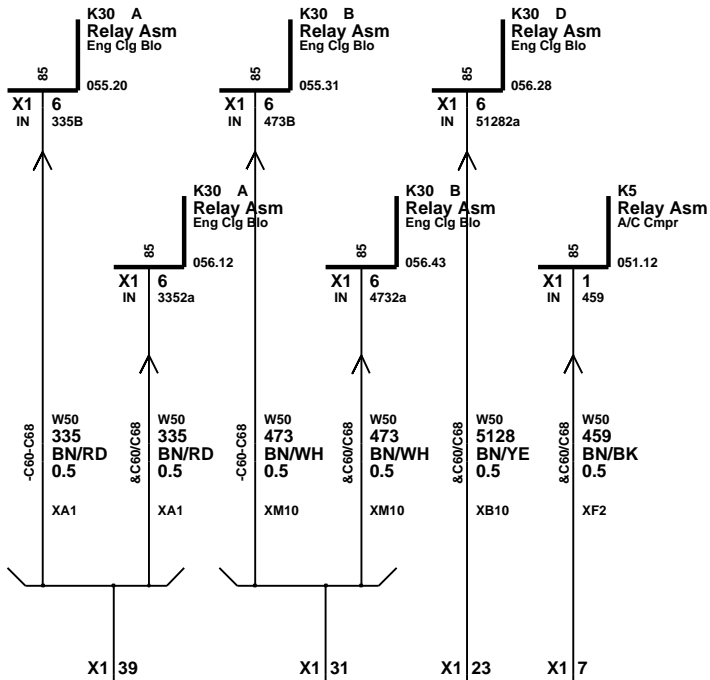
SEE SUBSYSTEM CAN-BUS

CANL_C X1-43 X1 43	CANH_C X1-11 X1 11	DIAGNOSTIC DATALINE X1-54 X1 54	OIL PRESS SWITCH X2-56 X2 56	IGNITION 1 CTRL X2-33 X2 33	IGNITION 1 CTRL X2-49 X2 49	IGNITION 2 CTRL X2-1 X2 1	IGNITION 2 CTRL X2-17 X2 17
--------------------------	--------------------------	--	---------------------------------------	--------------------------------------	--------------------------------------	------------------------------------	--------------------------------------



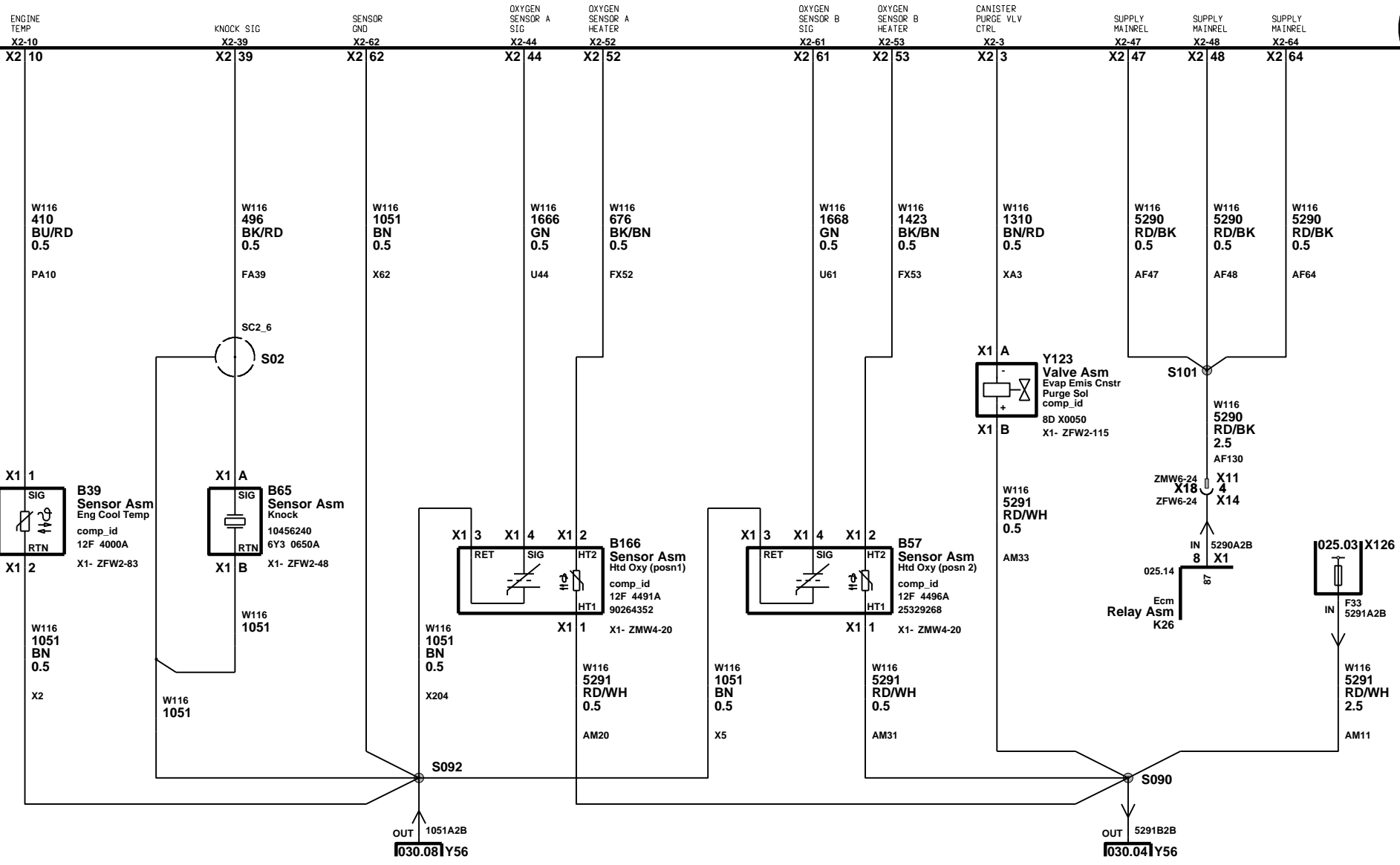
SEE SUBSYSTEM PEDAL POSITION SENSOR

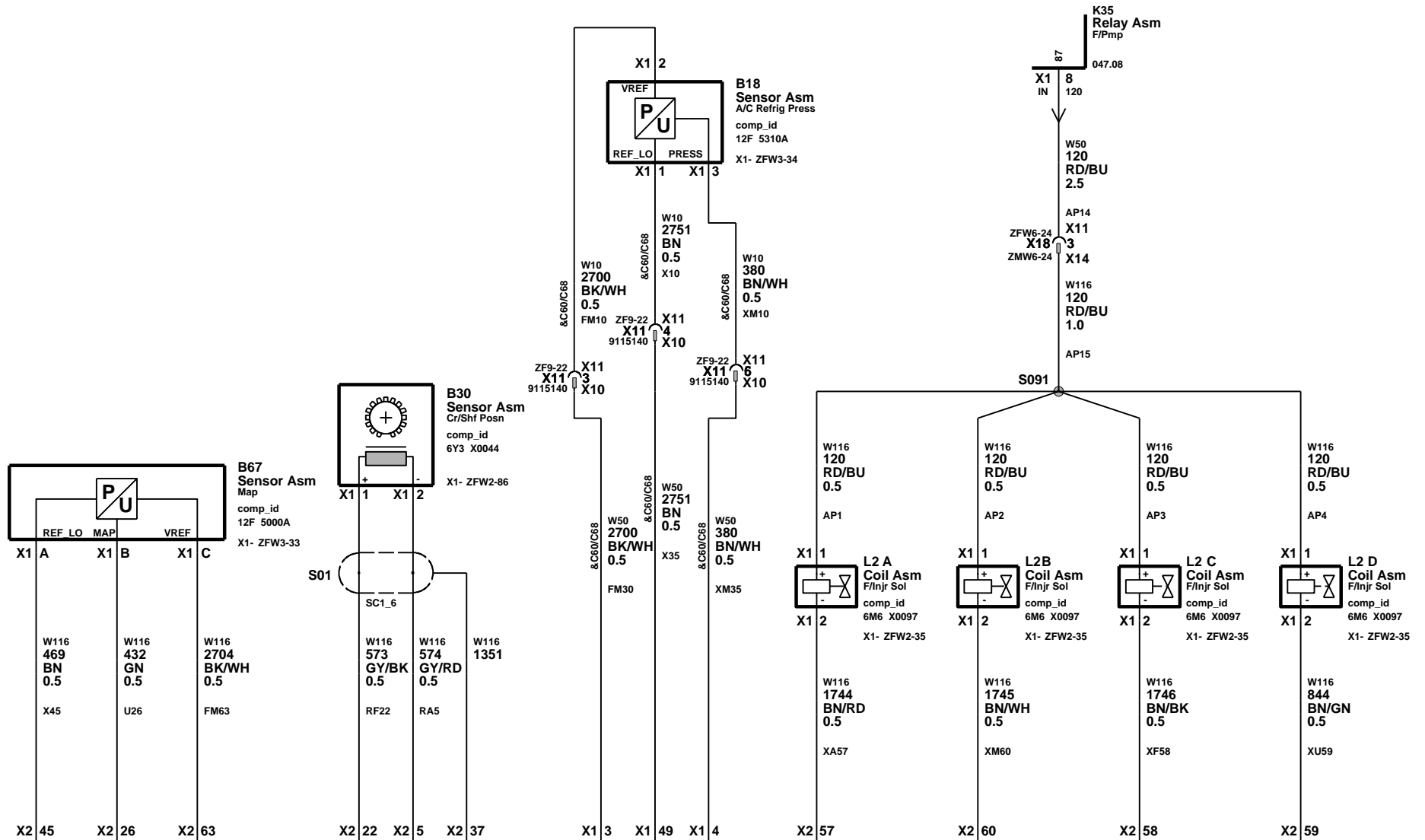
SEE SUBSYSTEM ENGINE COOLING



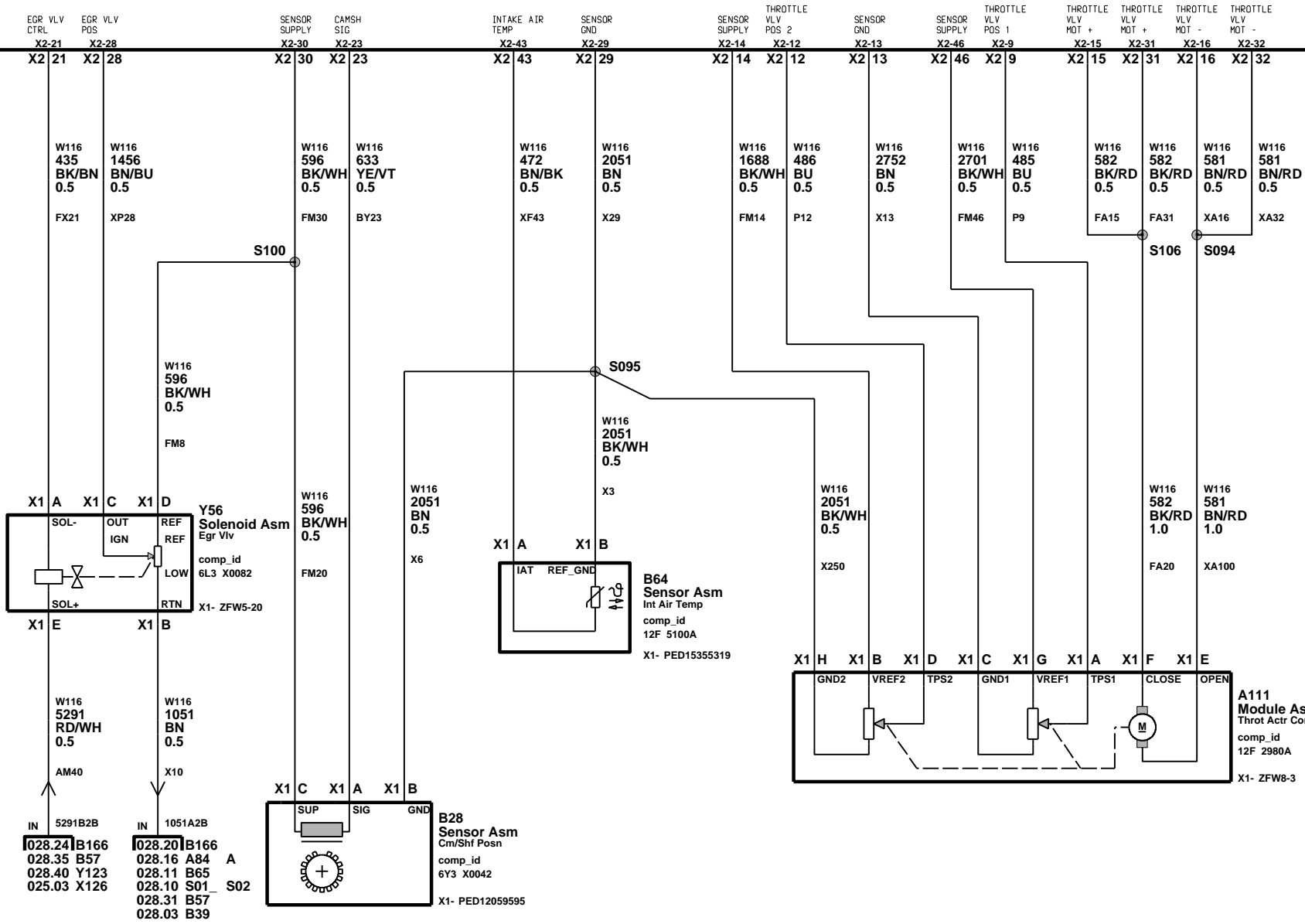
X1 39	X1 31	X1 23	X1 7	X1 33	X1 20	X1 36	X1 50	X1 35	X1 37
FAN 1 RELAY	FAN 2 RELAY	FAN 3 RELAY	AC COMPRESSOR RELAY	SENSOR GND	SENSOR SUPPLY	PNG 2 POS	SENSOR GND	SENSOR SUPPLY	PNG 1 POS

ENGINE MULTEC Z16SE (L55)

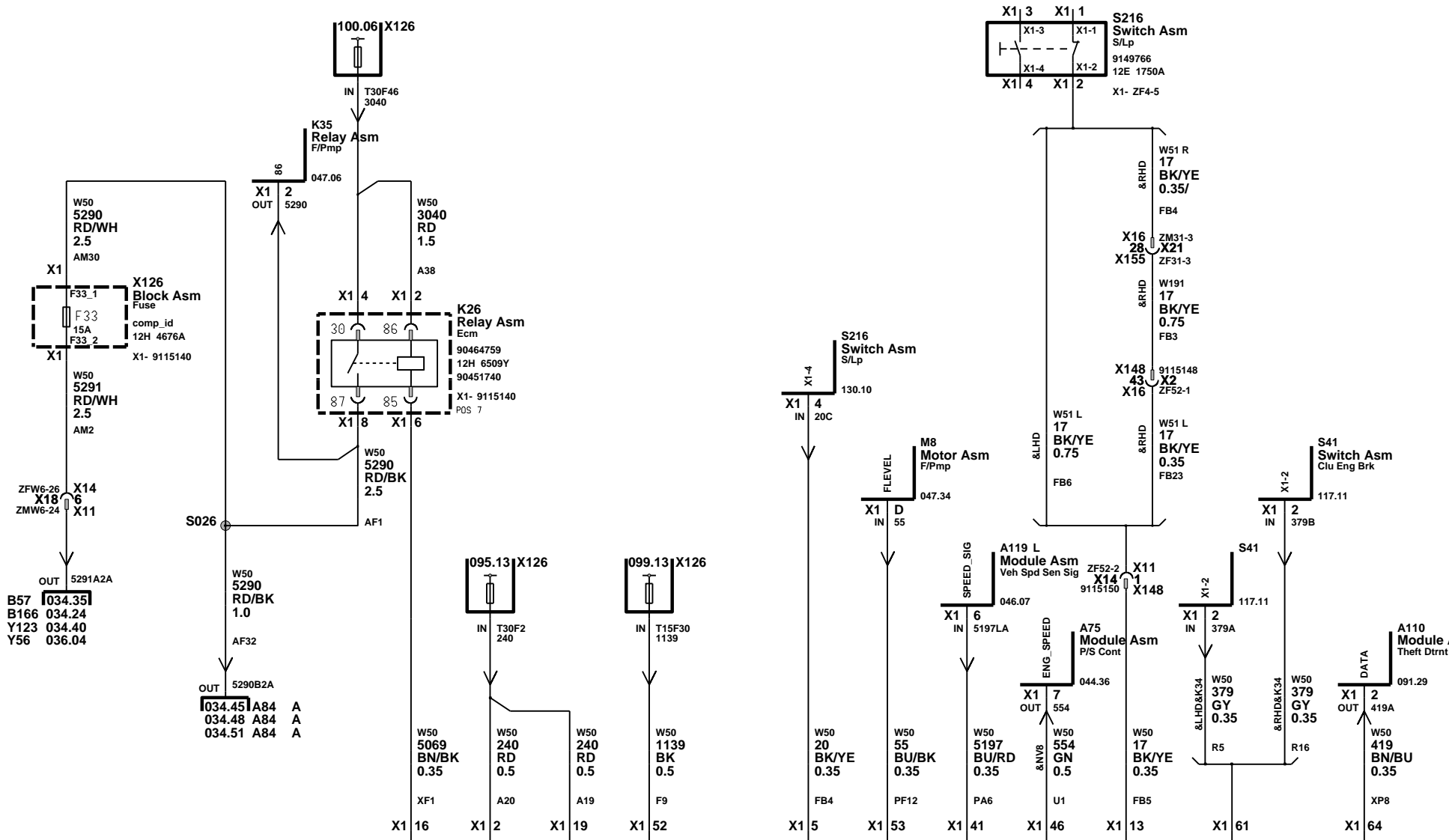


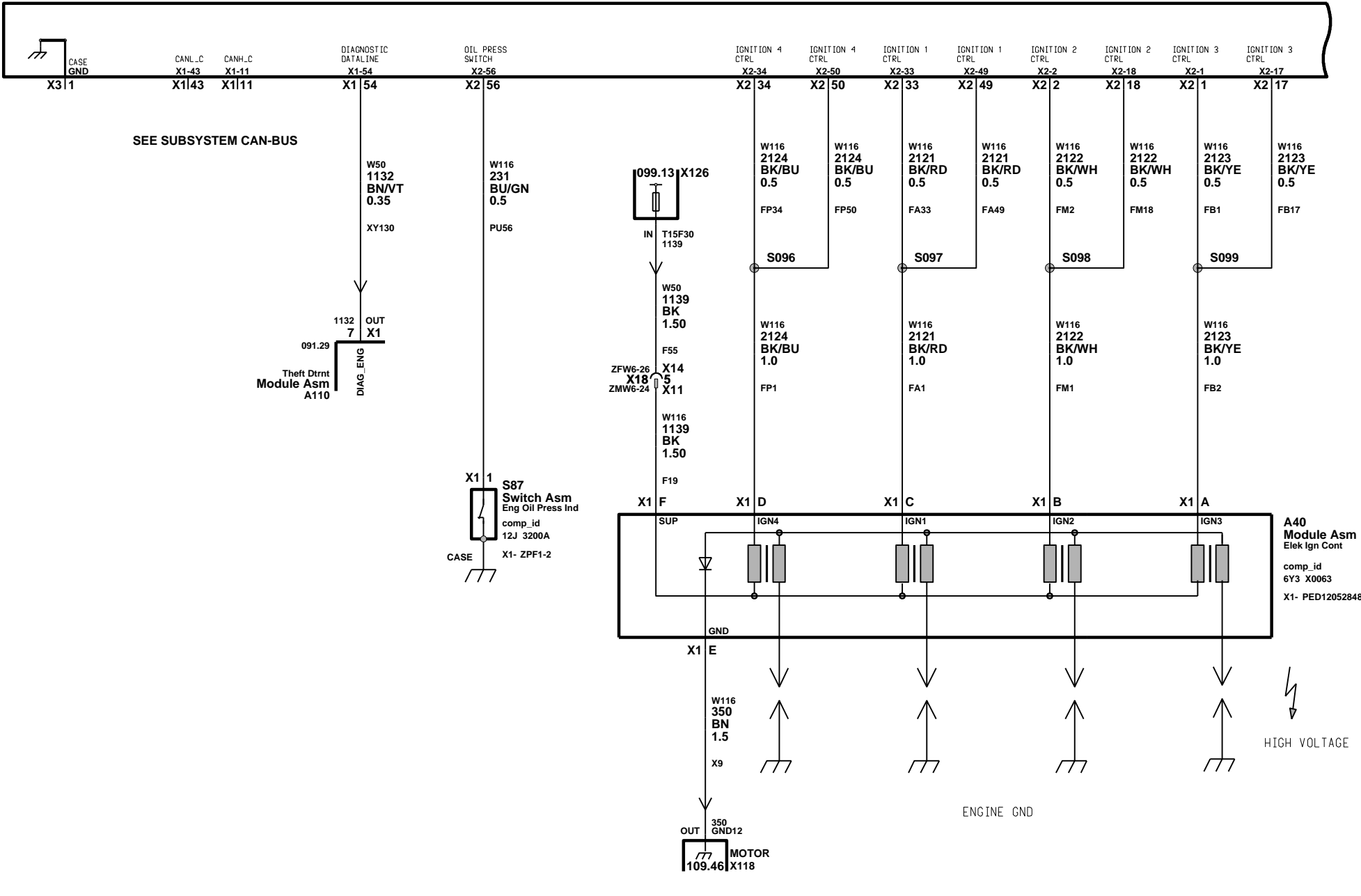


X2-45	X2-26	X2-63	X2-22	X2-5	X2-37	X1-3	X1-49	X1-4	X2-57	X2-60	X2-58	X2-59
SENSOR GND	MANIFOLD ABSOLUTE PRESS	SENSOR SUPPLY	CRANKSH SIG	CRANKSH RTN	SCREEN	SENSOR SUPPLY	SENSOR GND	AC COMPRESS	INJECTION 1 CTRL	INJECTION 2 CTRL	INJECTION 3 CTRL	INJECTION 4 CTRL



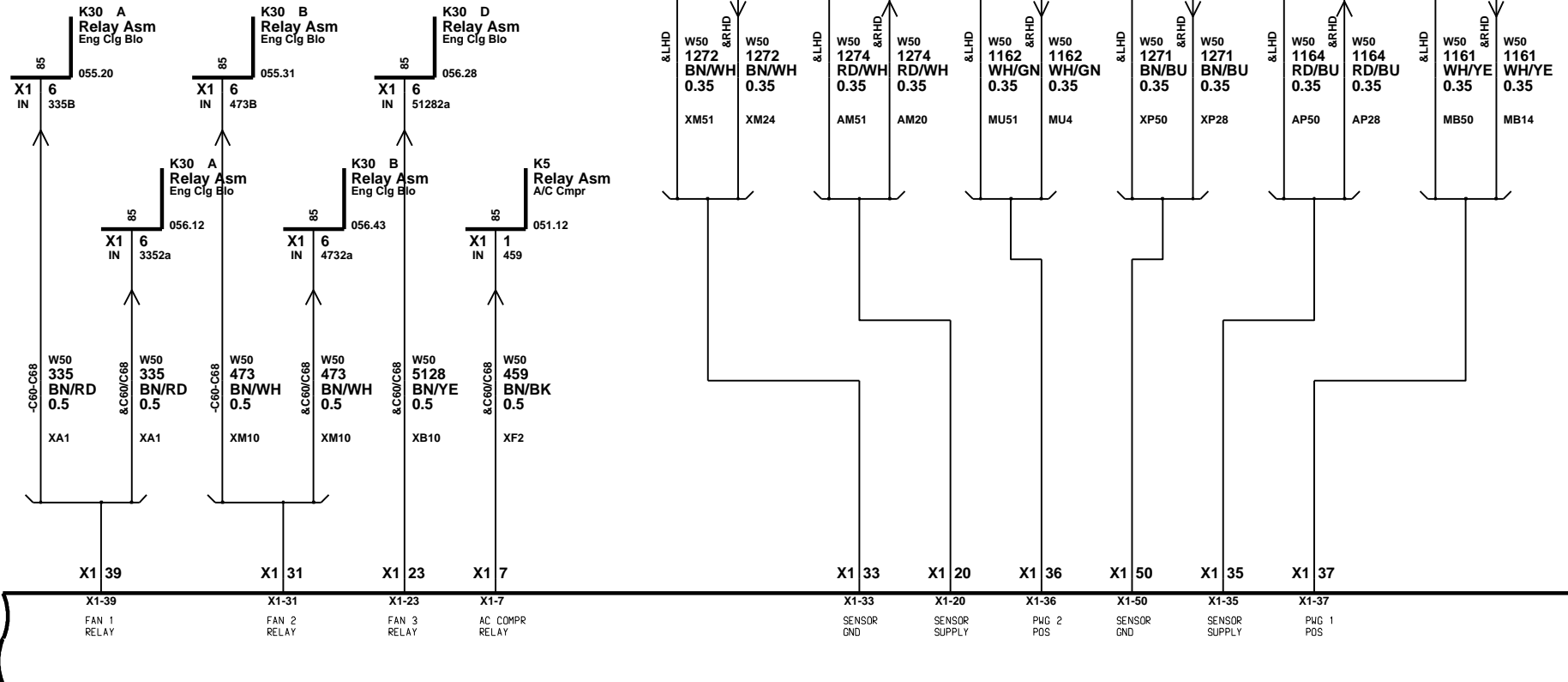
SEE SUBSYSTEM SIGNALLAMPS



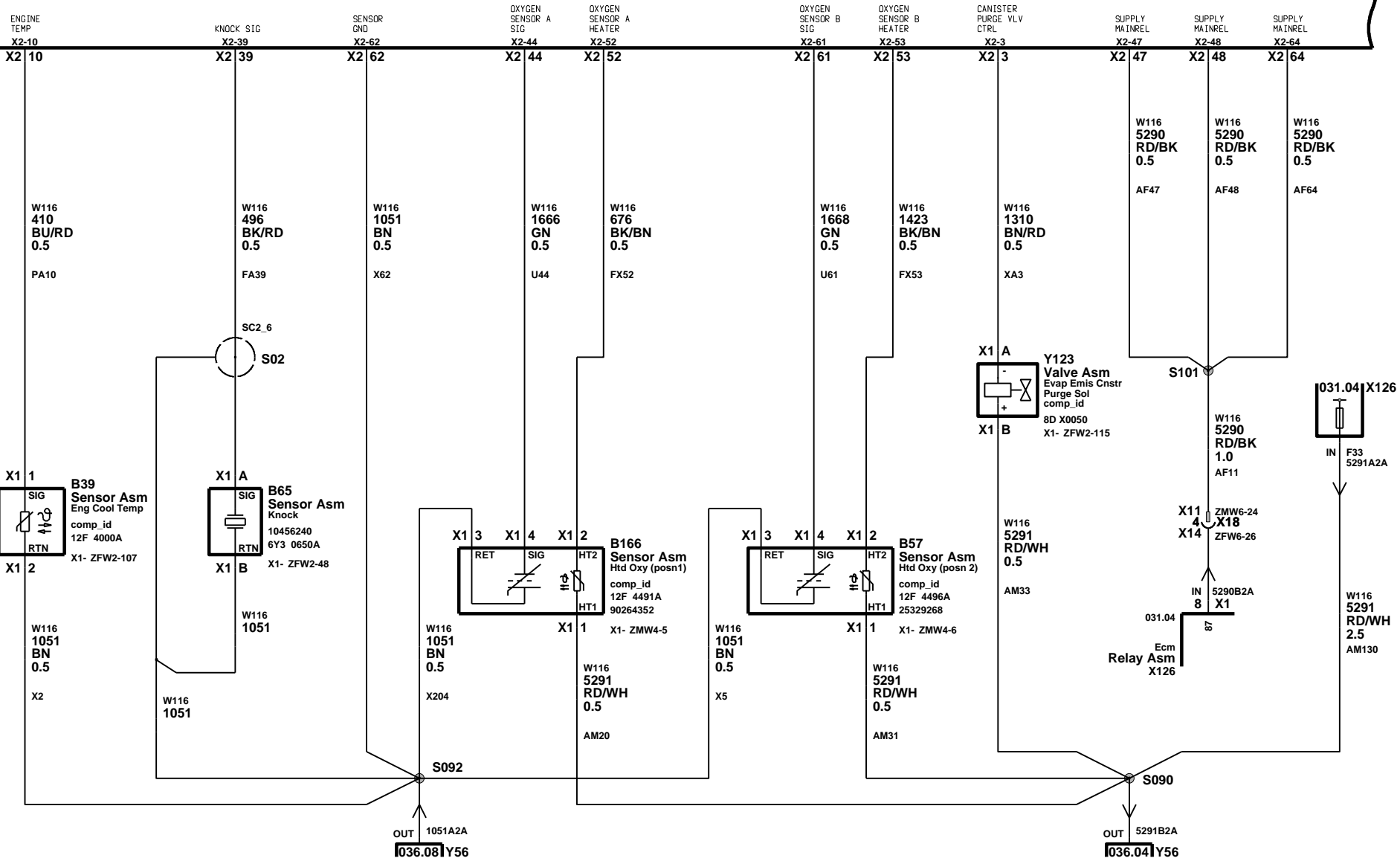


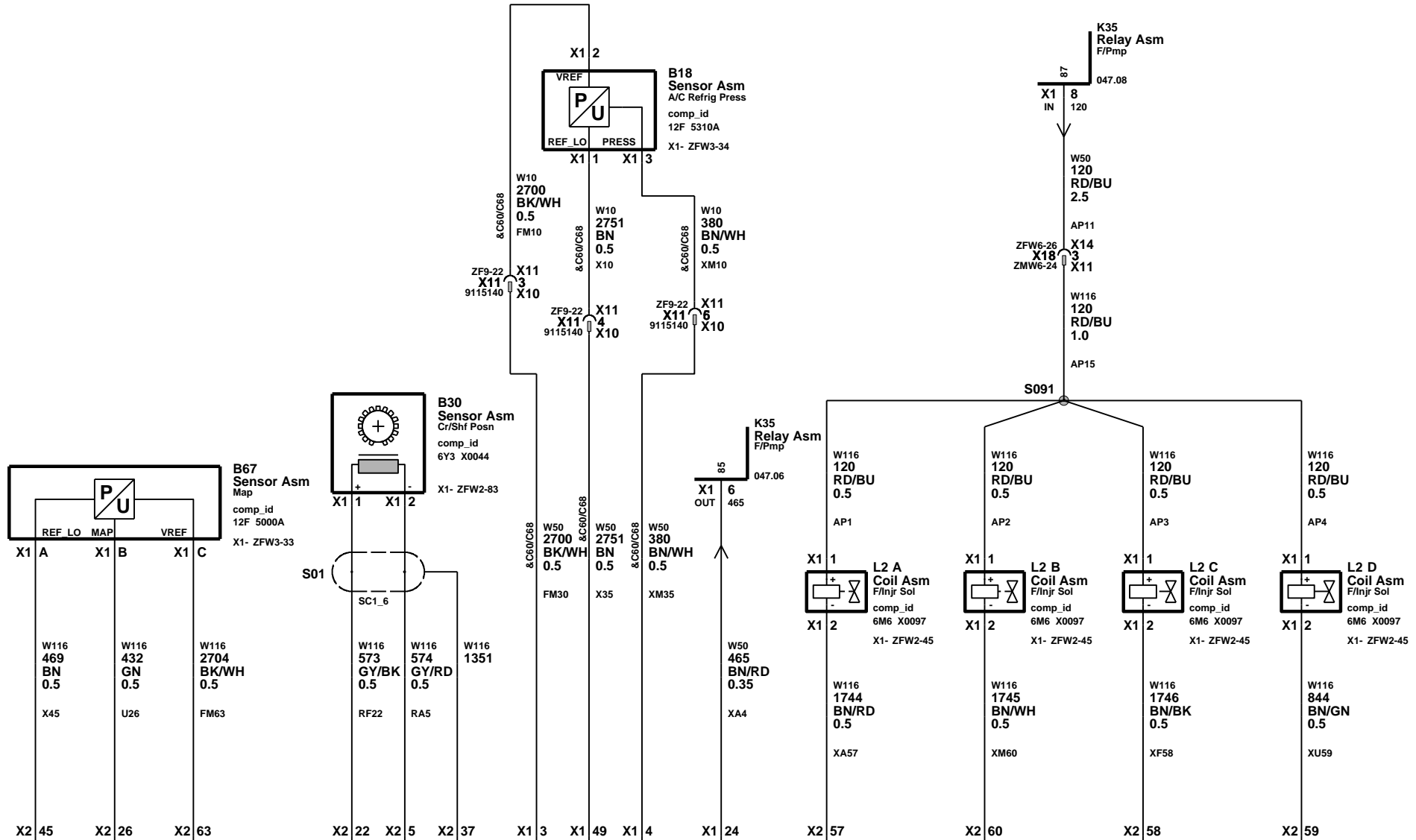
SEE SUBSYSTEM PEDAL POSITION SENSOR

SEE SUBSYSTEM ENGINE COOLING

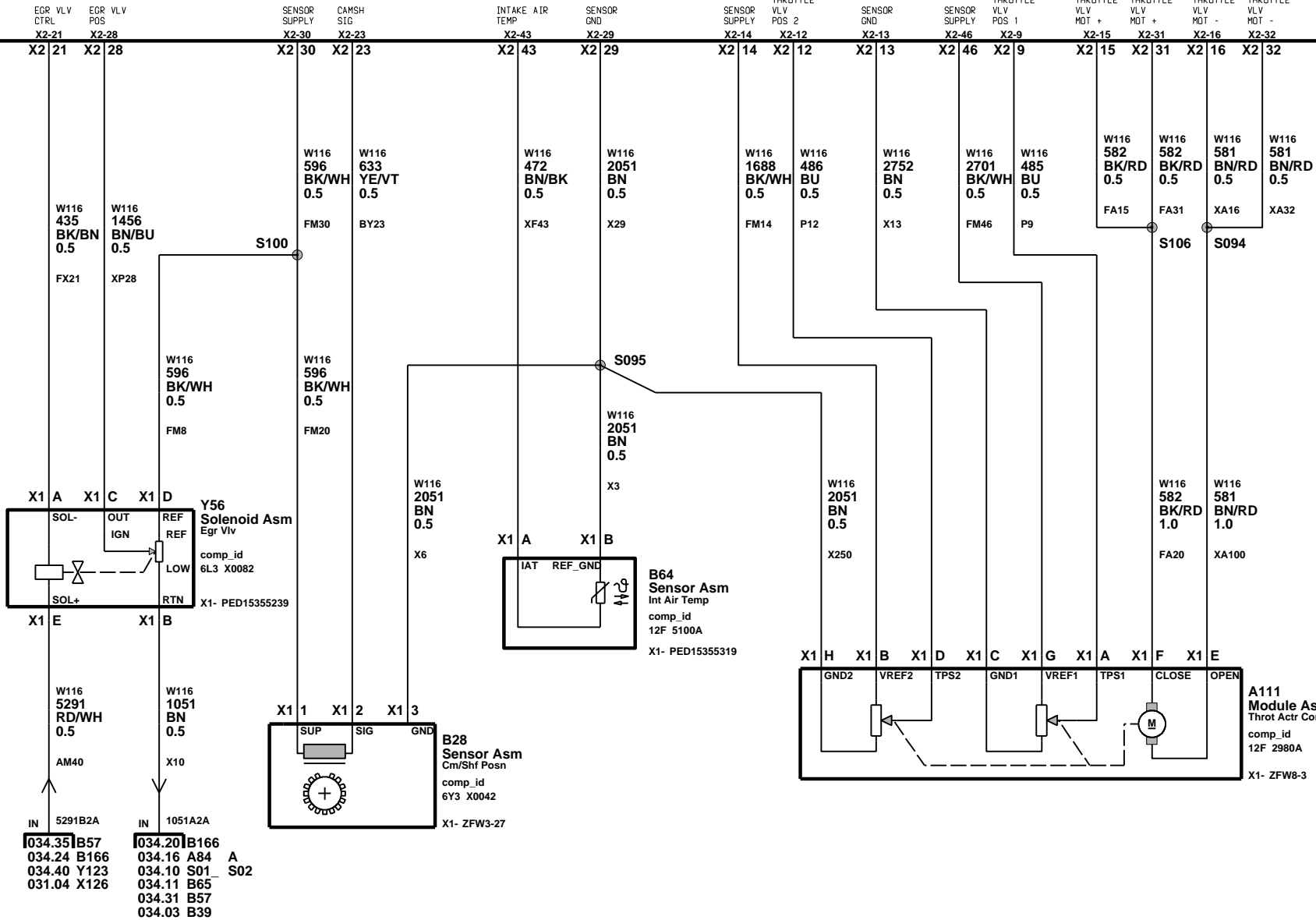


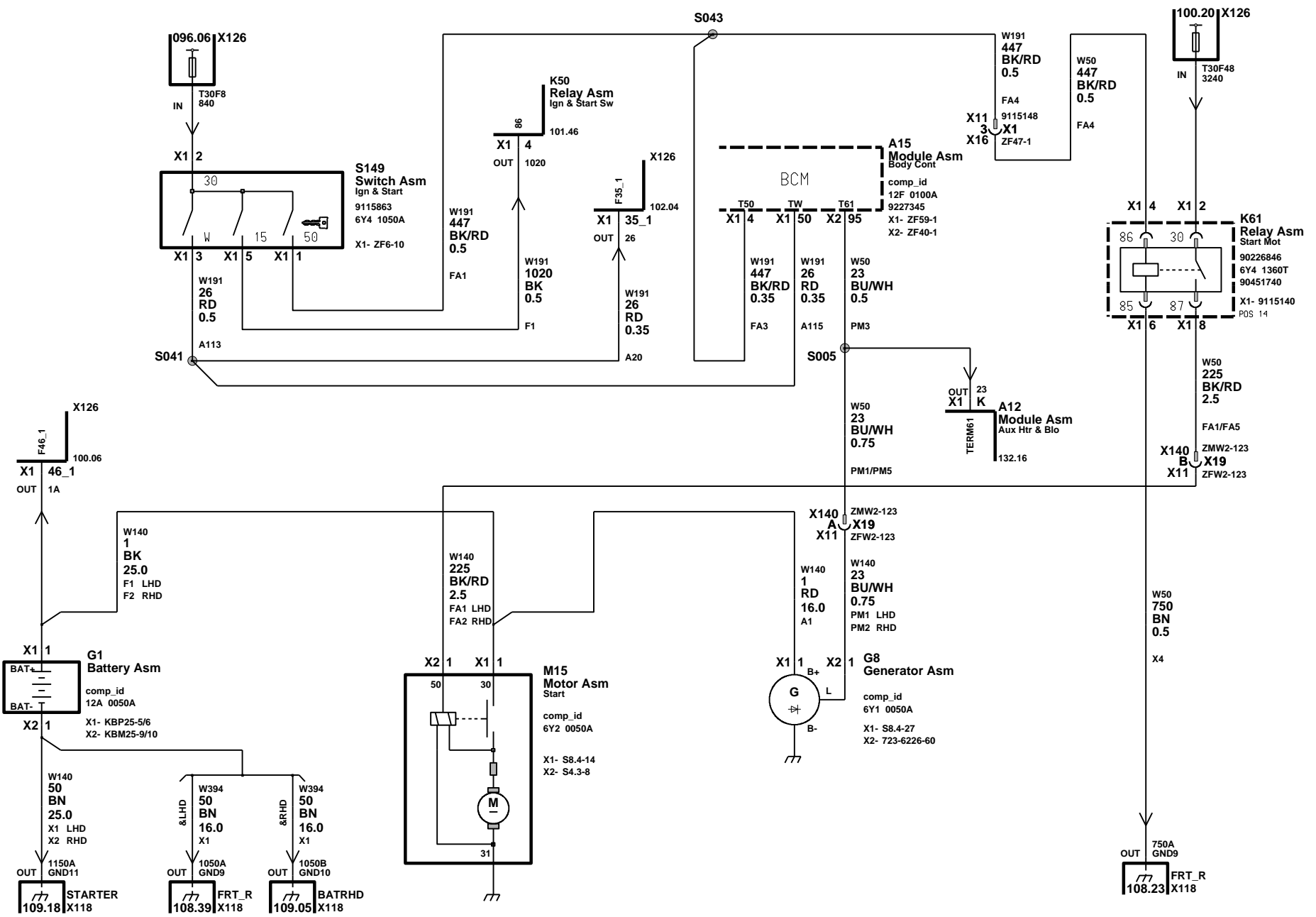
ENGINE MULTEC Z14XE (L95)

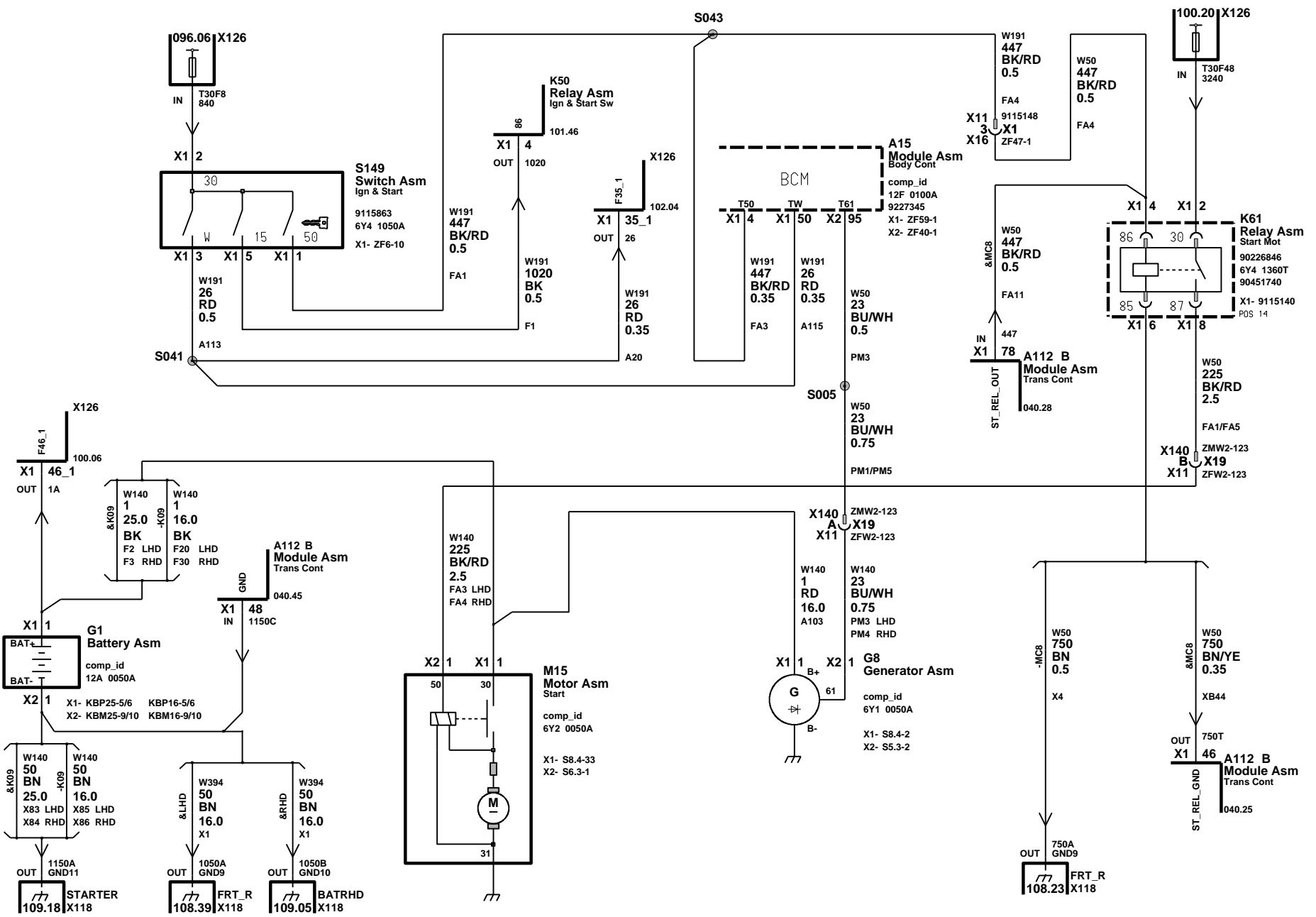


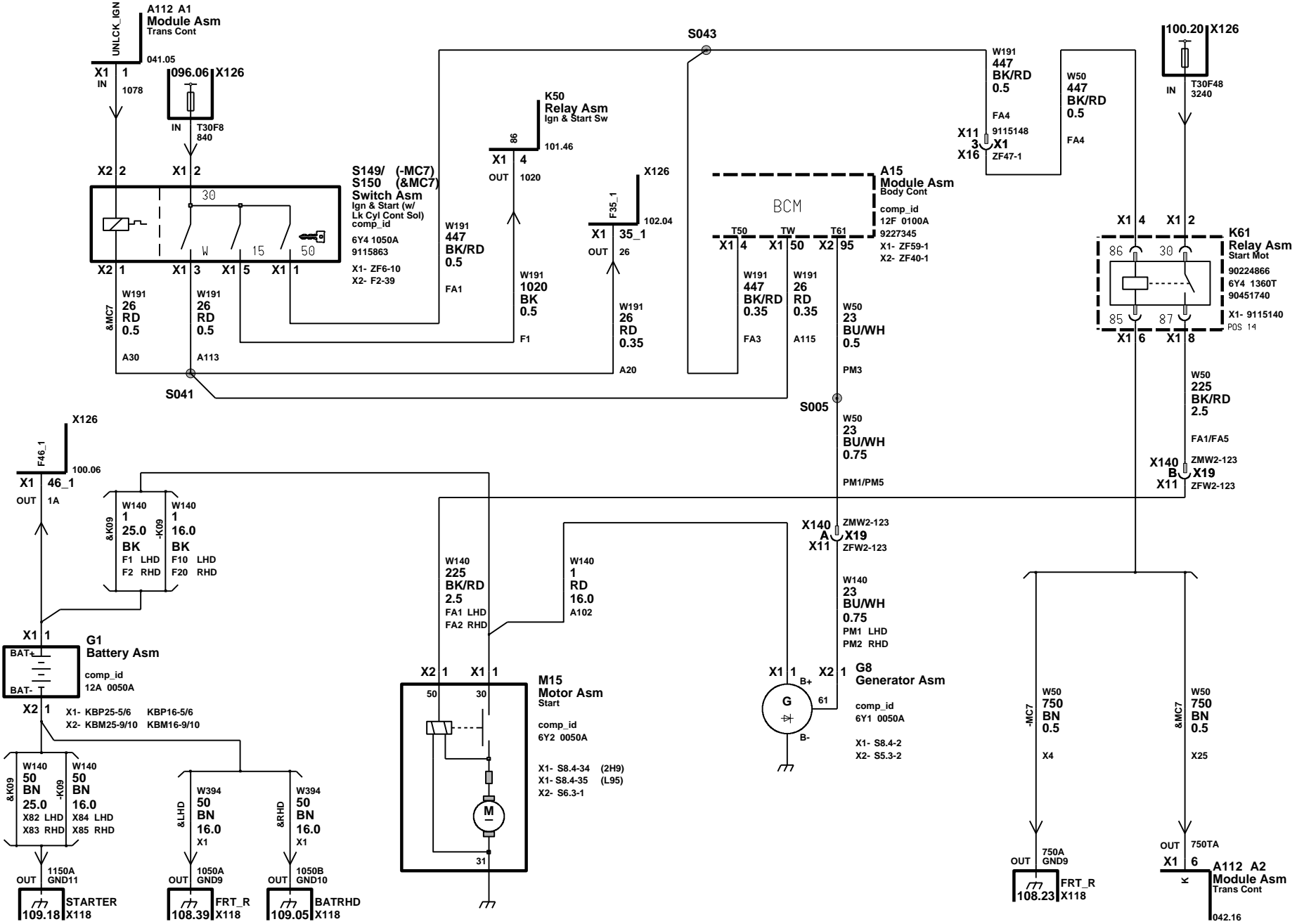


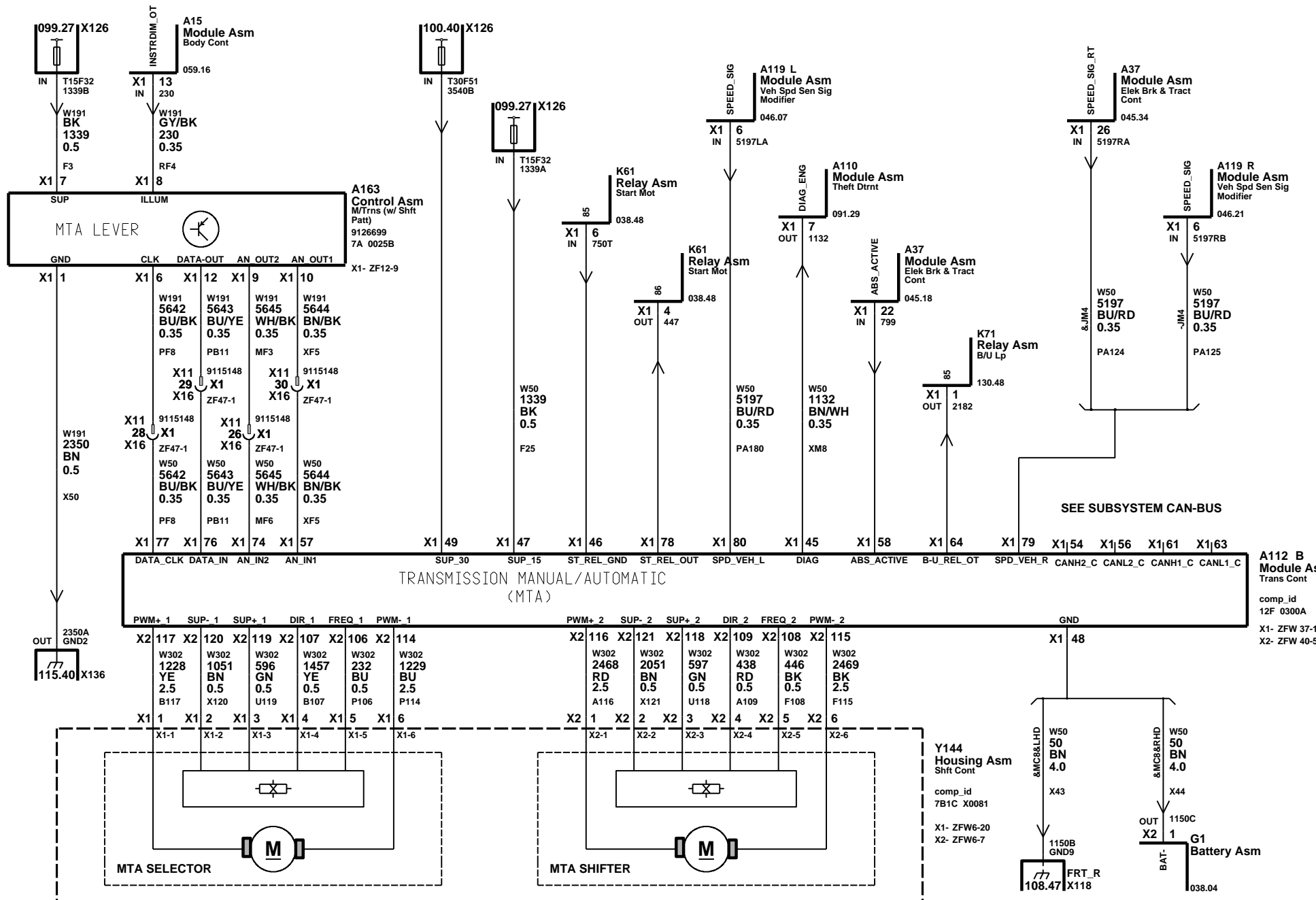
X2-45	X2-26	X2-63	X2-22	X2-5	X2-37	X1-3	X1-49	X1-4	X1-24	X2-57	X2-60	X2-58	X2-59
SENSOR GND	MANIFOLD ABSOLUTE PRESS	SENSOR SUPPLY	CRANKSH SIG	CRANKSH RTN	SCREEN	SENSOR SUPPLY	SENSOR GND	AC COMPRESS	FUELPUMP RELAY	INJECTION 1 CTRL	INJECTION 2 CTRL	INJECTION 3 CTRL	INJECTION 4 CTRL



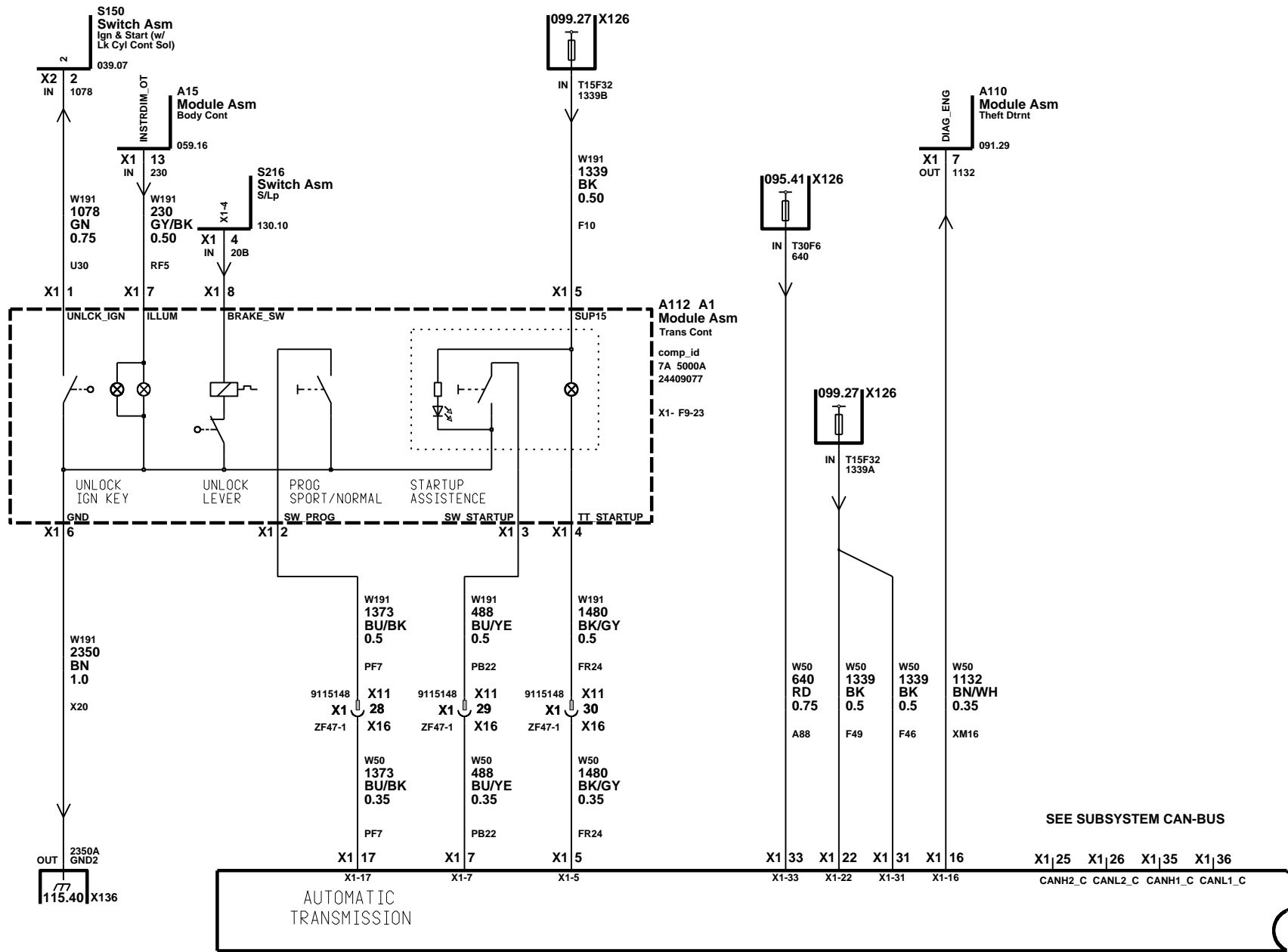


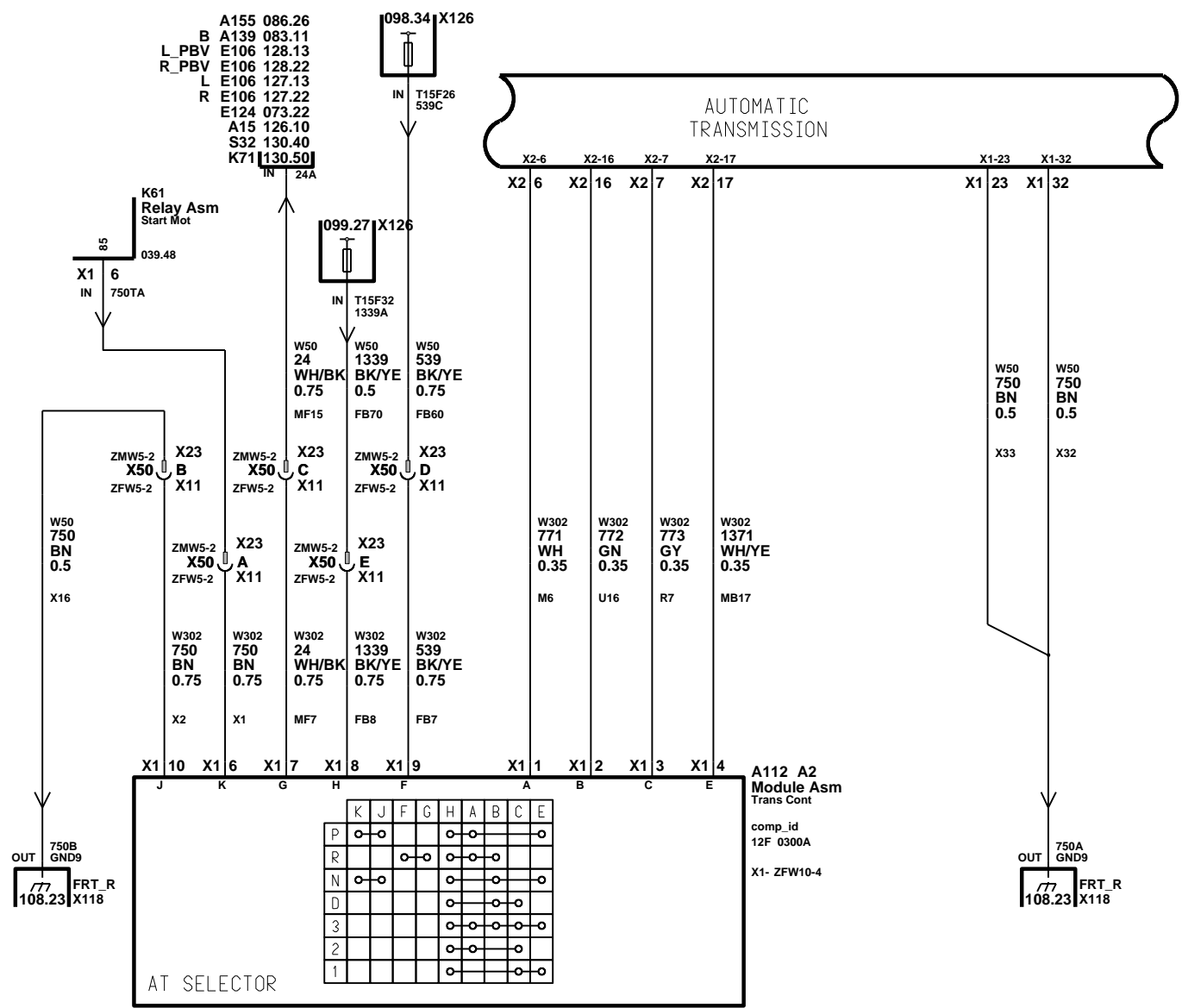






Sheet 040 of 146

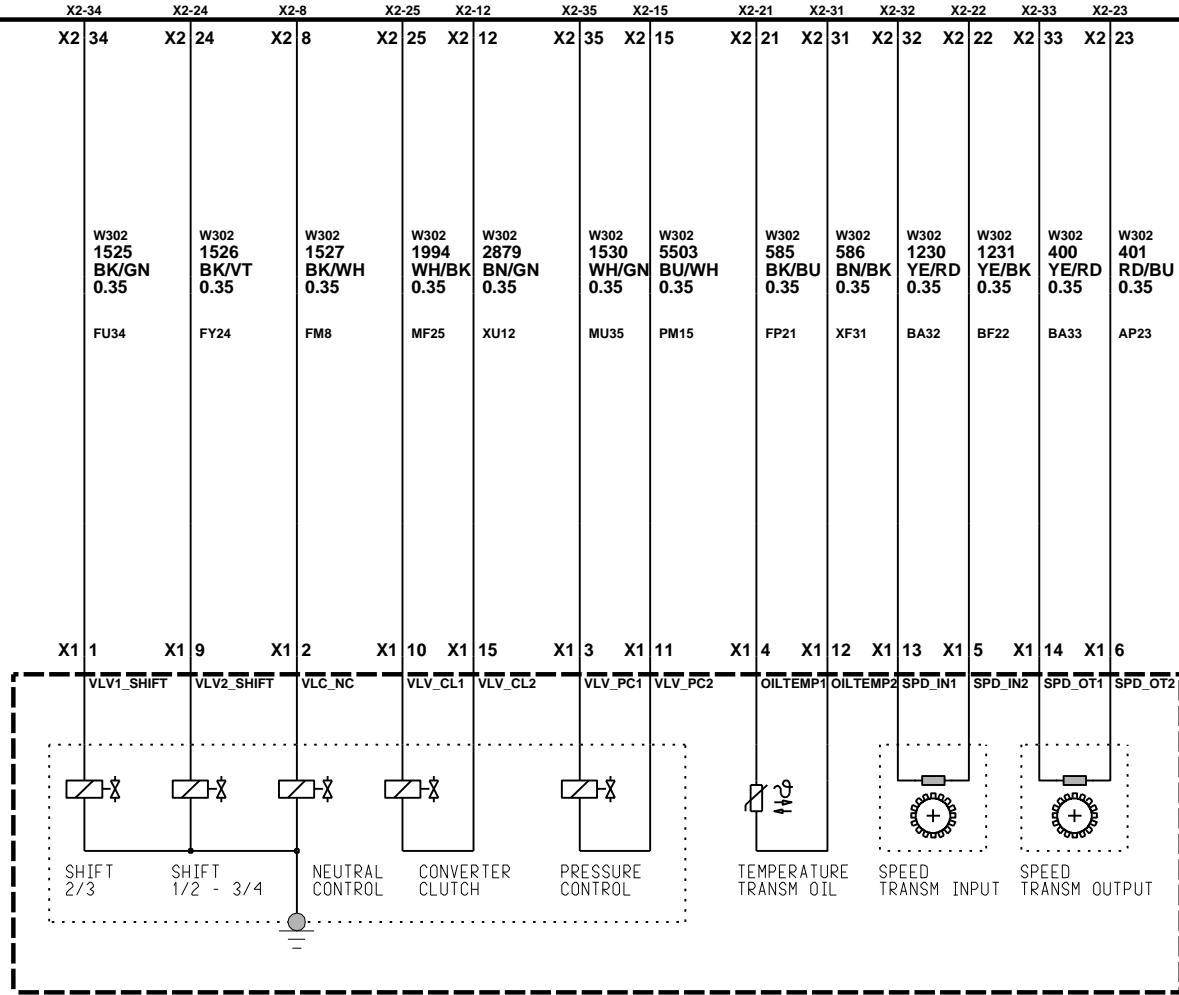




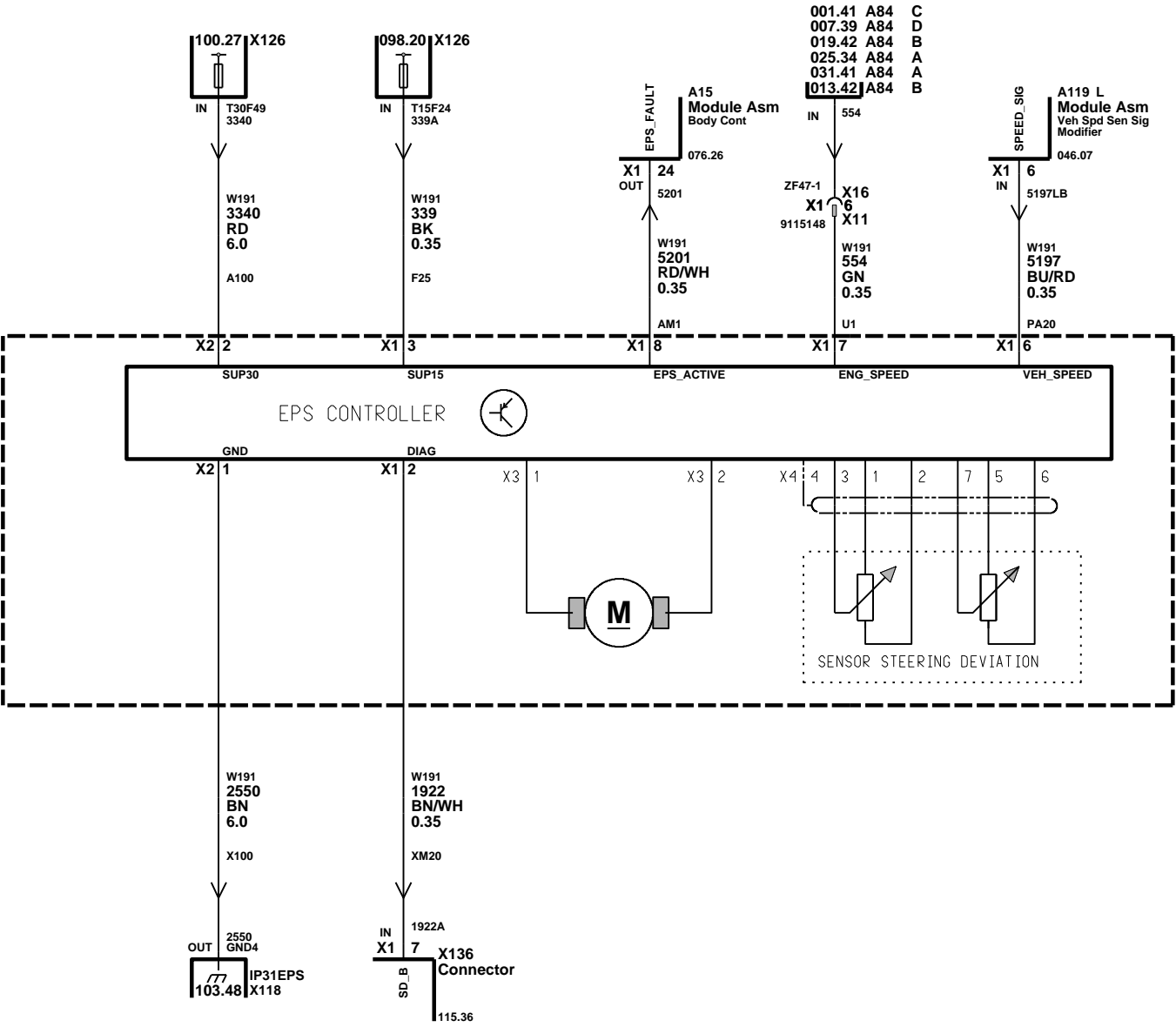
- A155 086.26
- B A139 083.11
- L_PBV E106 128.13
- R_PBV E106 128.22
- L E106 127.13
- R E106 127.22
- E124 073.22
- A15 126.10
- S32 130.40
- K71 130.50

AUTOMATIC
TRANSMISSION

A112 A
Module Asm
Trans Cont
9115117
12F 0300A
24403541
X1- ZFW 38-3
X2- ZFW 38-2

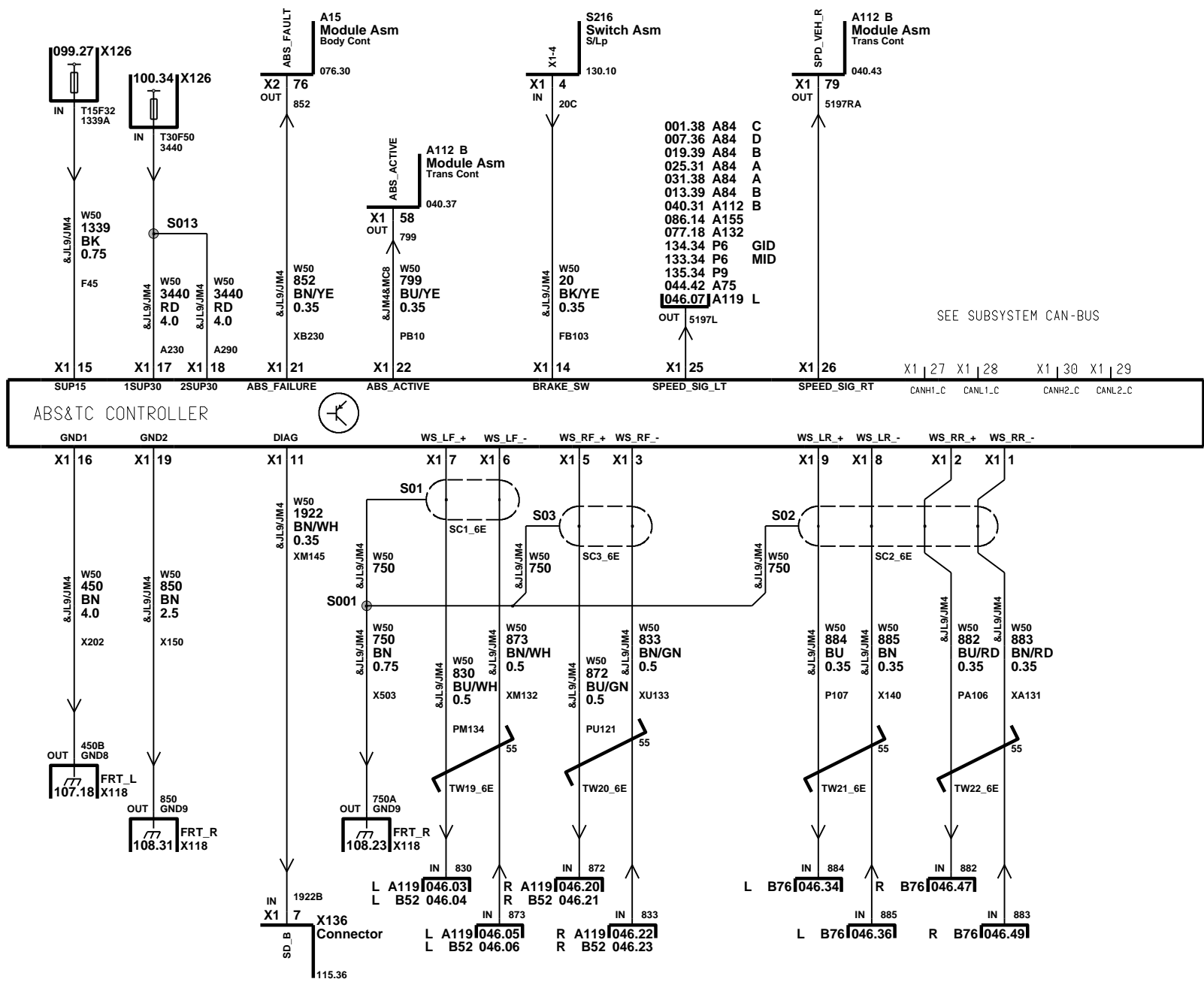


A112 A3
Module Asm
Trans Cont
comp_id
12F 0300A
X1- ZFW13-1



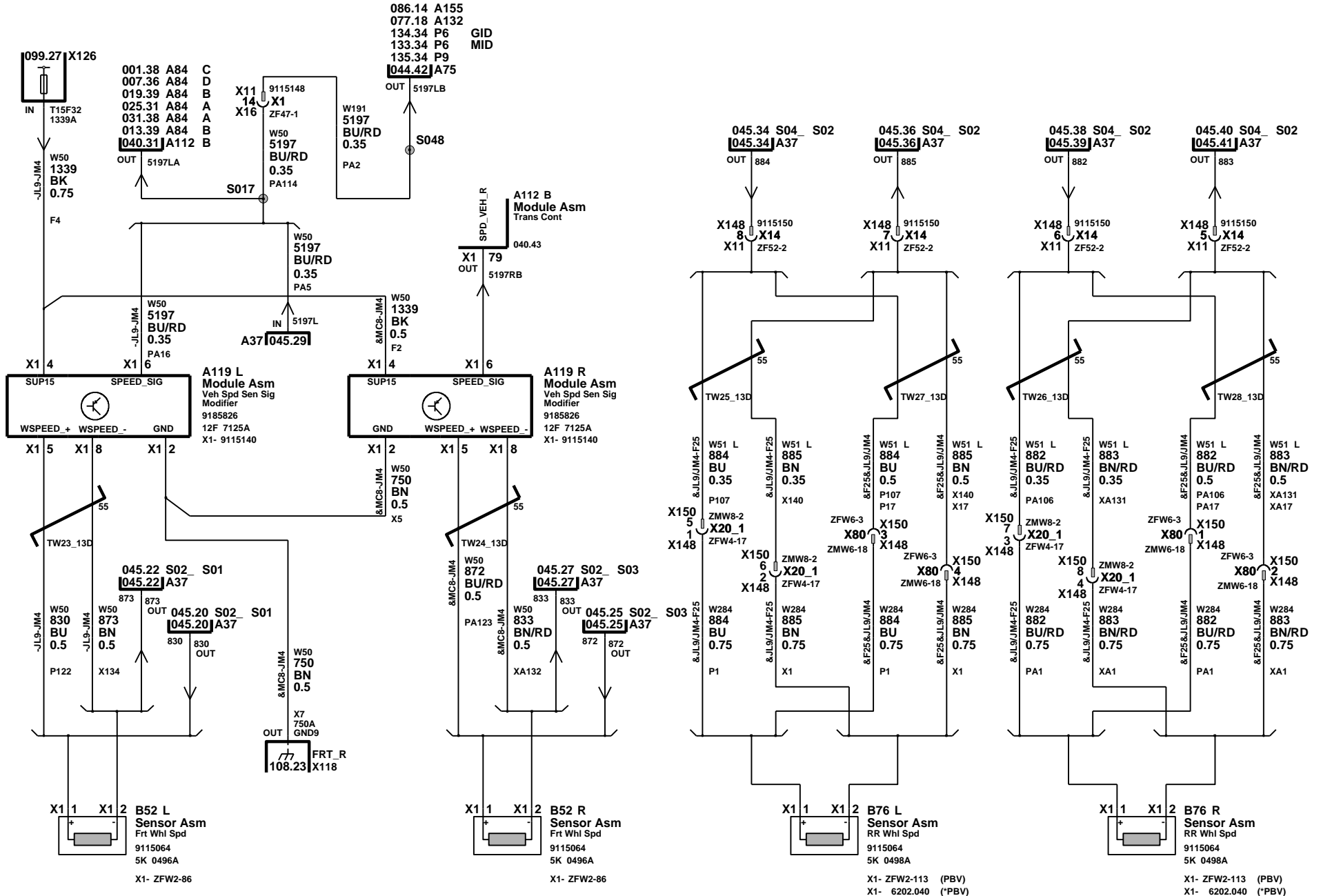
A75
Module Asm
P/S Cont

comp_id
9E 0025A
24432702
X1- F8-13
X2- F2-44



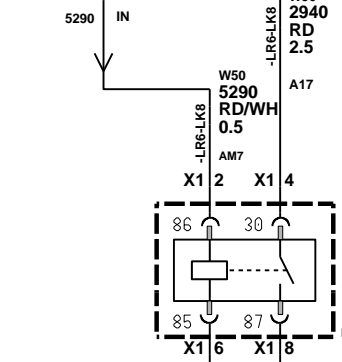
SEE SUBSYSTEM CAN-BUS

A37
Module Asm
 Elek Brk & Tract
 Cont
 comp_id
 5K 0075A
 90538309/90538654
 X1- ZFW26-7 (without CAN)
 X1- ZFW31-5 (with CAN)



FUEL STORAGE AND HANDLING

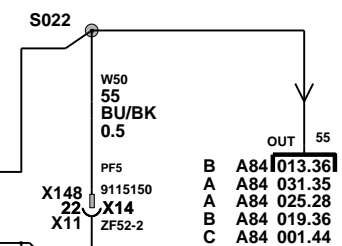
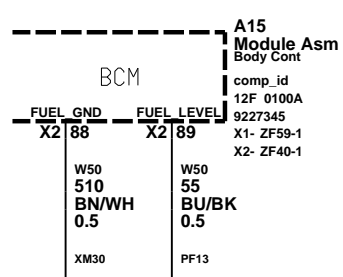
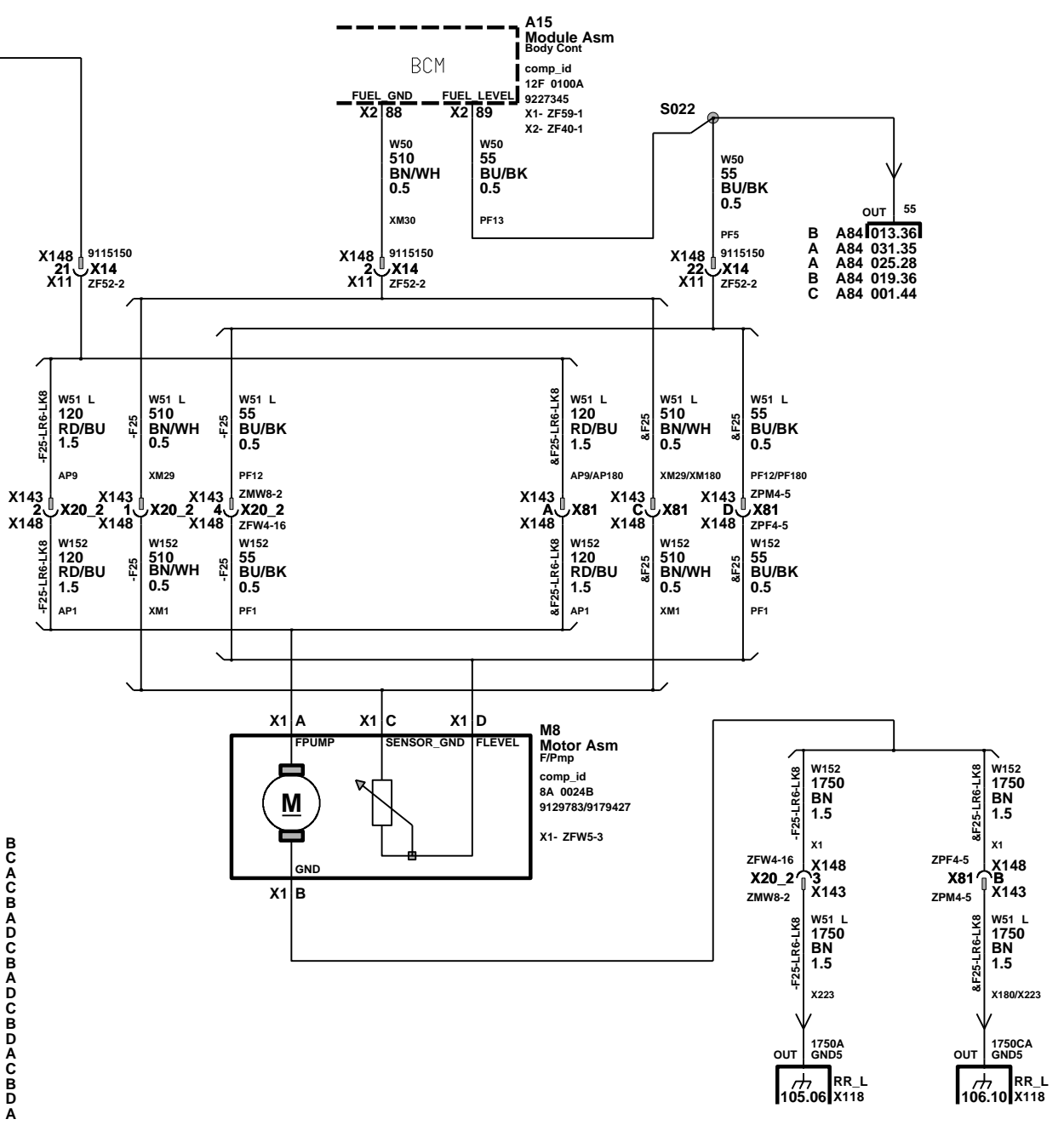
- A A84 034.48
- A A84 034.45
- K26 001.15
- X126 001.04
- C A84 001.18
- C A84 001.15
- K26 019.18
- B A84 019.12
- B A84 019.18
- B A84 019.15
- X126 019.06
- X126 025.03
- K26 025.14
- X126 031.04
- K26 031.15
- K26 013.18
- X126 013.06
- A84 013.15
- A84 013.18
- A84 013.12



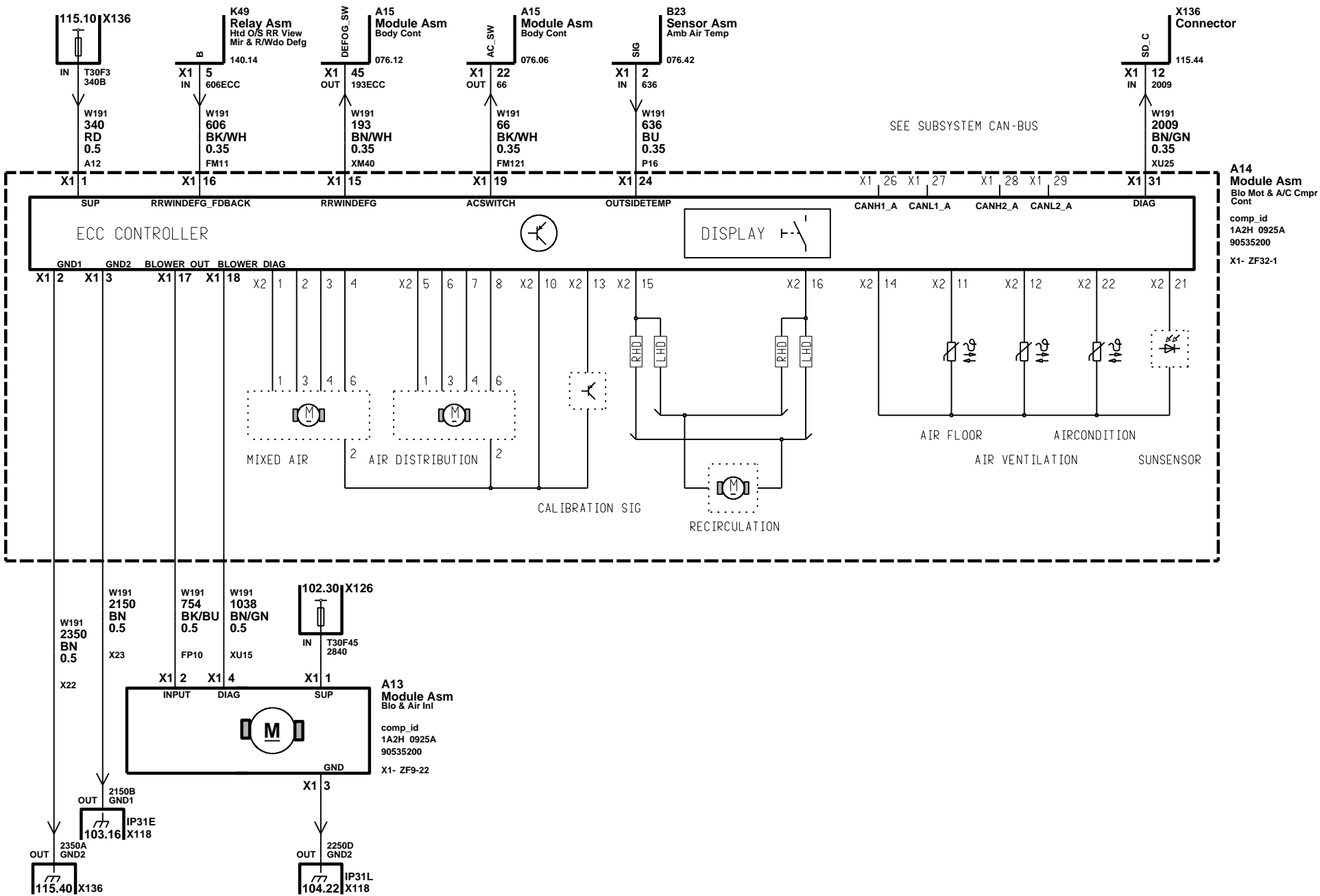
- 5290 IN
- W50 5290 RD/WH 0.5
- LR6-LK8
- AM7
- X1 2
- X1 4
- X1 6
- X1 8
- 86
- 30
- 85
- 87
- K35 Relay Asm F/Pmp
- 90464759
- 8B 4810A
- 90451740
- X1- 9115140
- POS 10
- 465 IN
- 015.37 A84 B
- 035.29 A84 A
- 025.46 A84 A
- 021.53 A84 B
- 003.32 A84 C

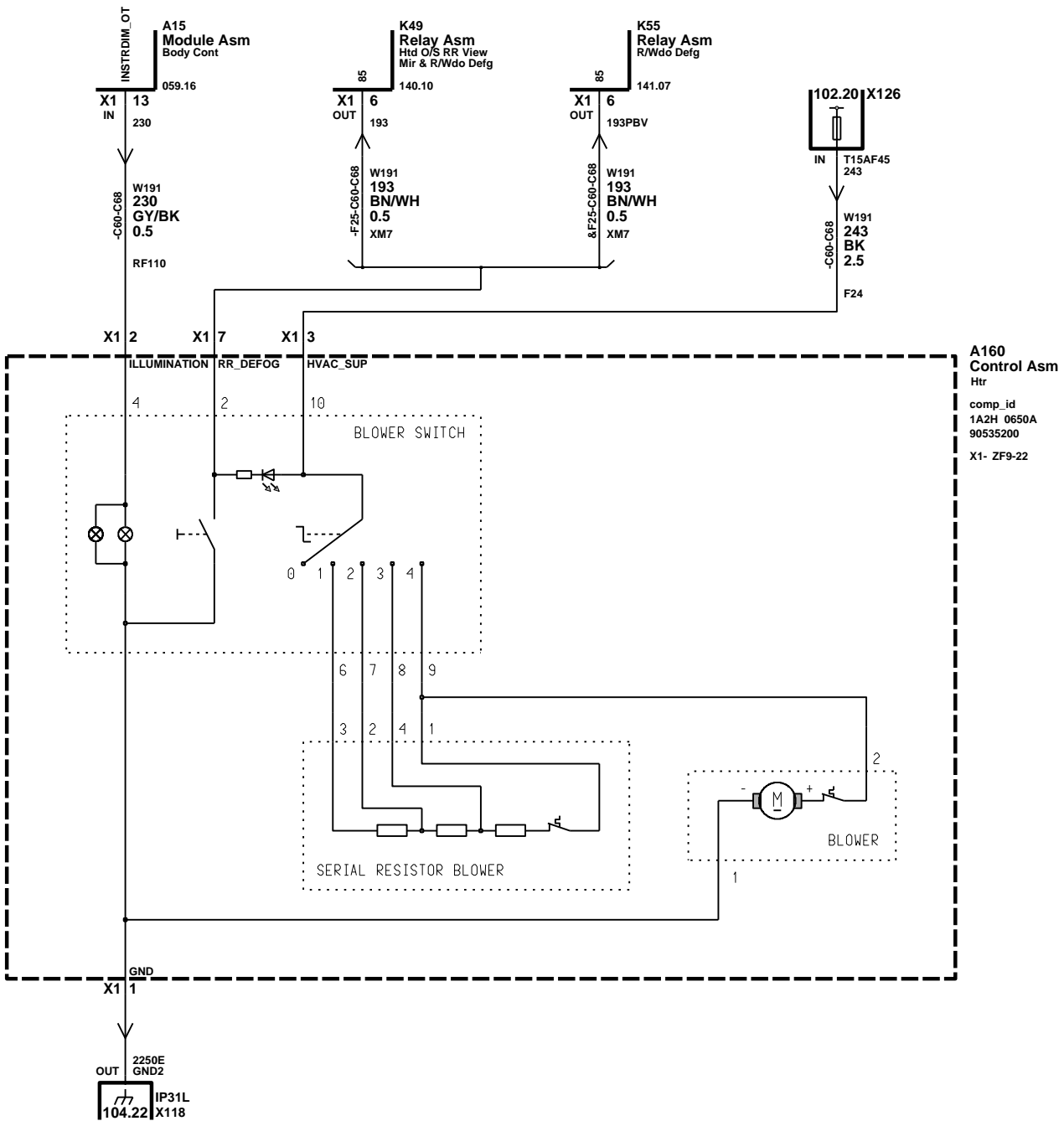
Sheet 047 of 146

- W50 2940 RD 2.5
- LR6-LK8
- A17
- W50 120 RD/BU 1.5
- AP9
- 120 OUT
- 017.43 L2 B
- 017.49 L2 C
- 017.37 L2 A
- 035.45 L2 C
- 035.39 L2 B
- 035.33 L2 A
- 035.51 L2 D
- 029.44 L2 C
- 029.38 L2 B
- 029.32 L2 A
- 029.50 L2 D
- 023.47 L2 C
- 023.42 L2 B
- 023.52 L2 D
- 023.37 L2 A
- 003.45 L2 C
- 003.40 L2 B
- 003.50 L2 D
- 003.35 L2 A

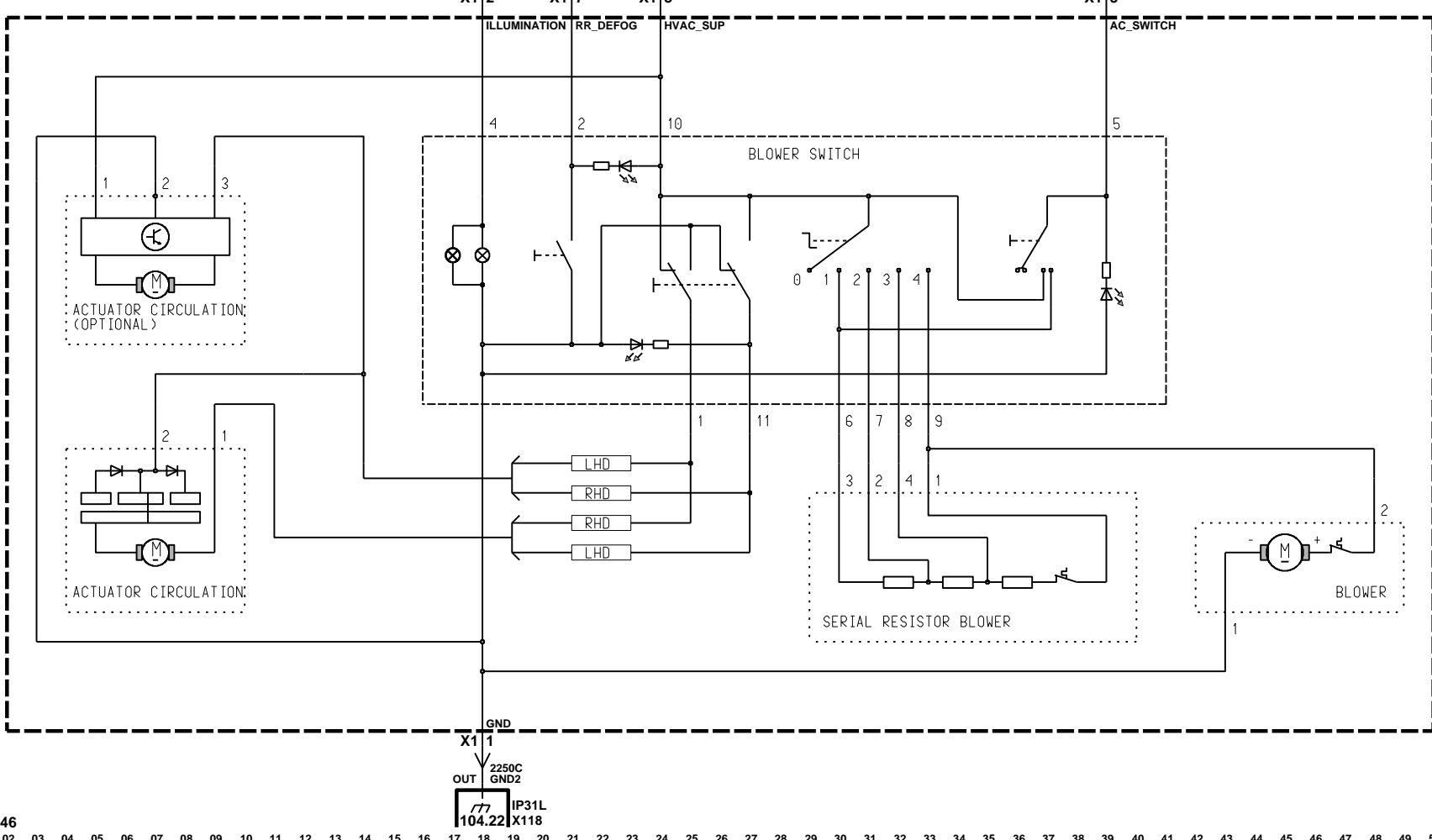
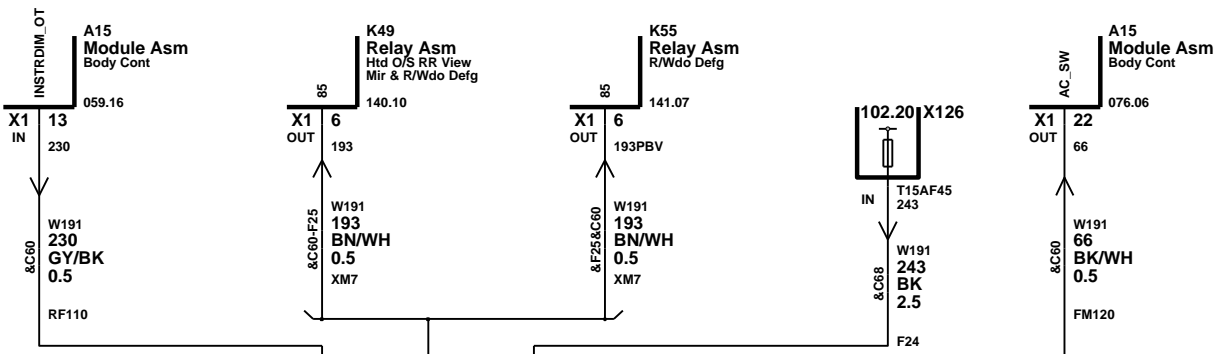


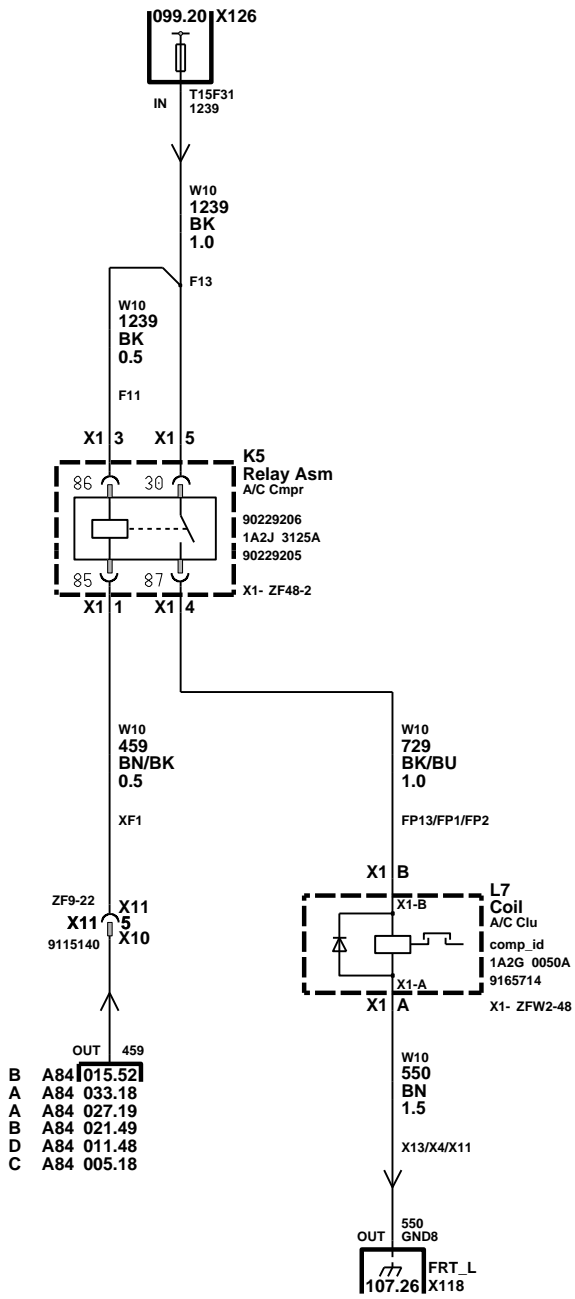
- OUT 55
- B A84 013.36
- A A84 031.35
- A A84 025.28
- B A84 019.36
- C A84 001.44



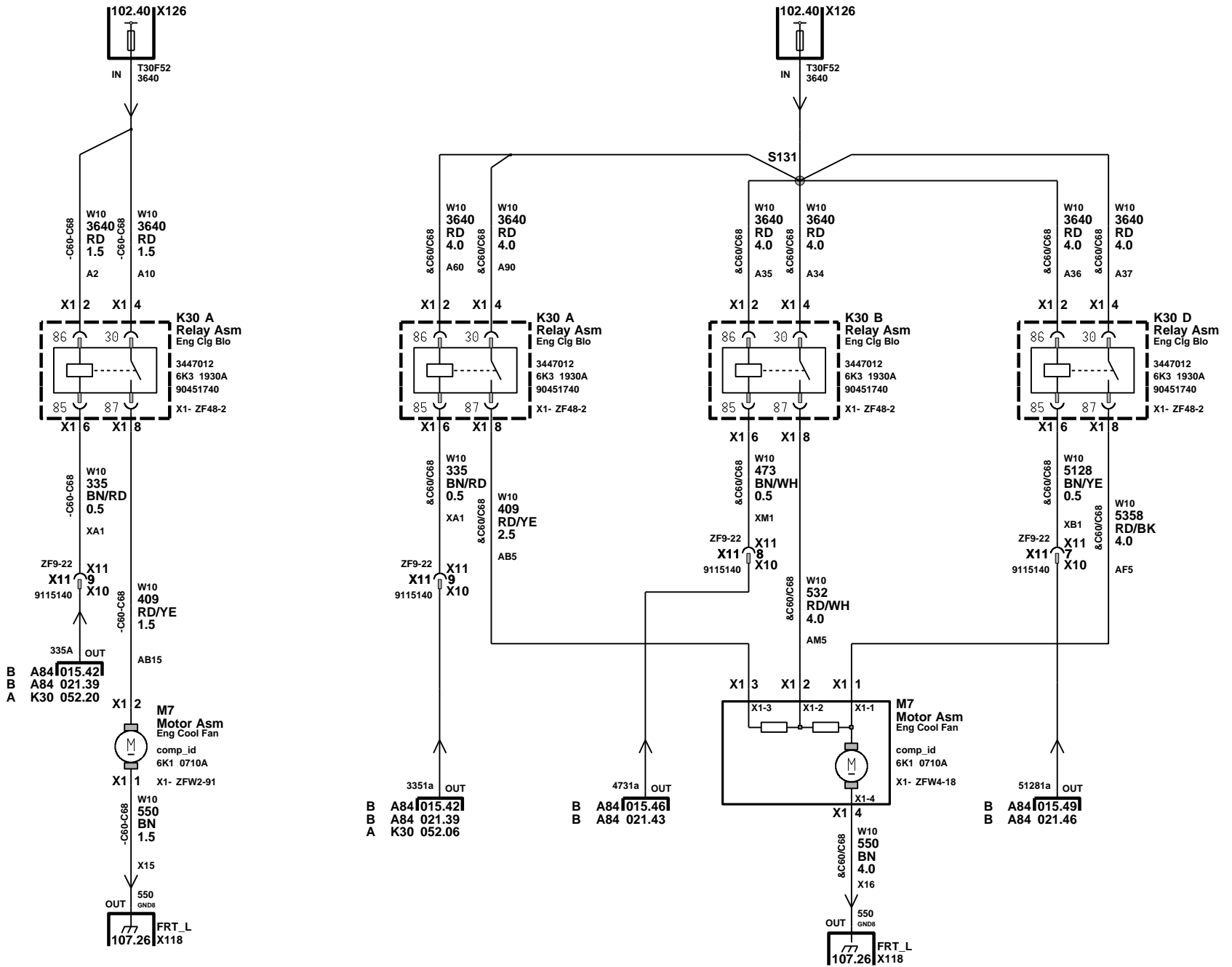


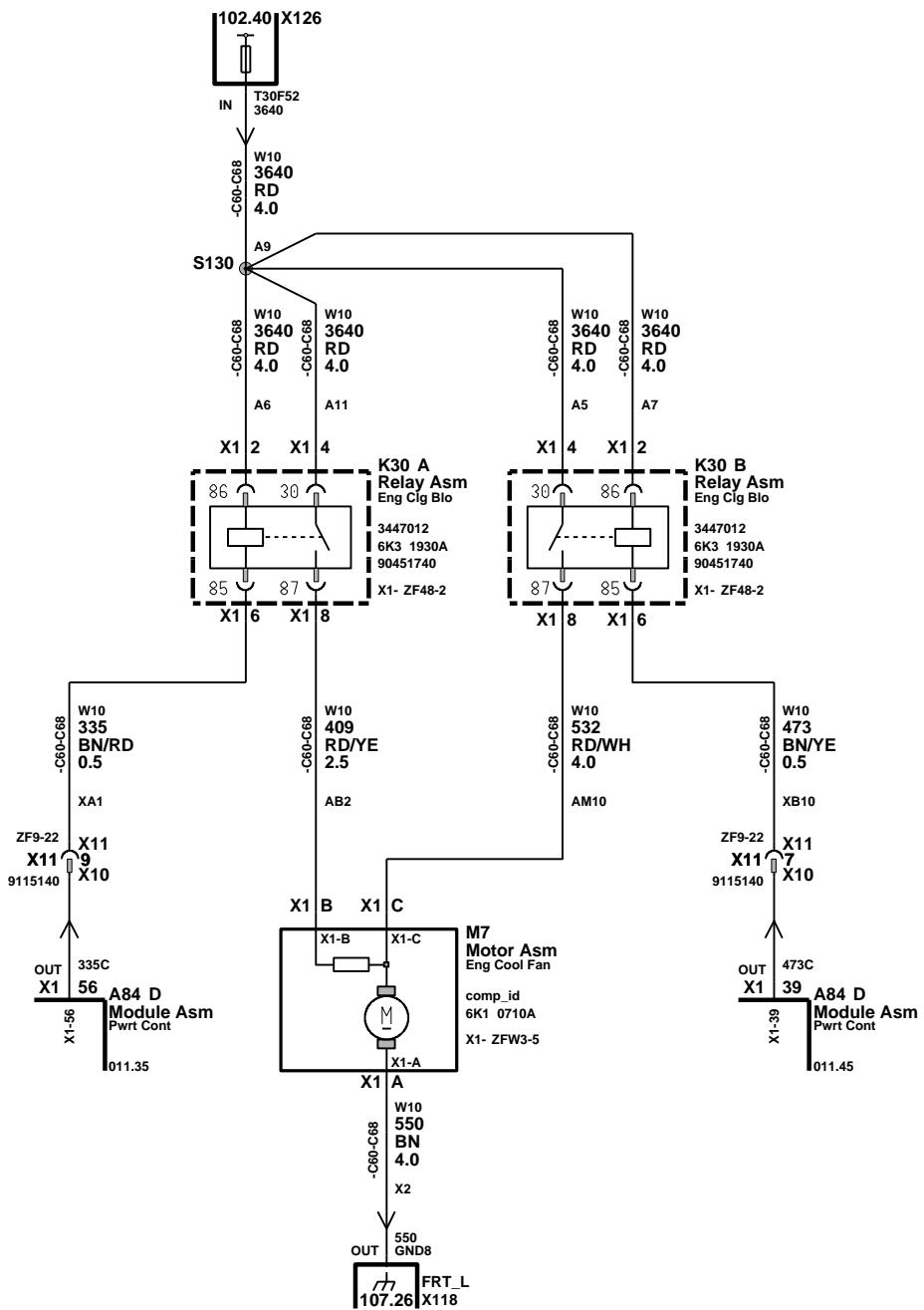
Sheet 049 of 146

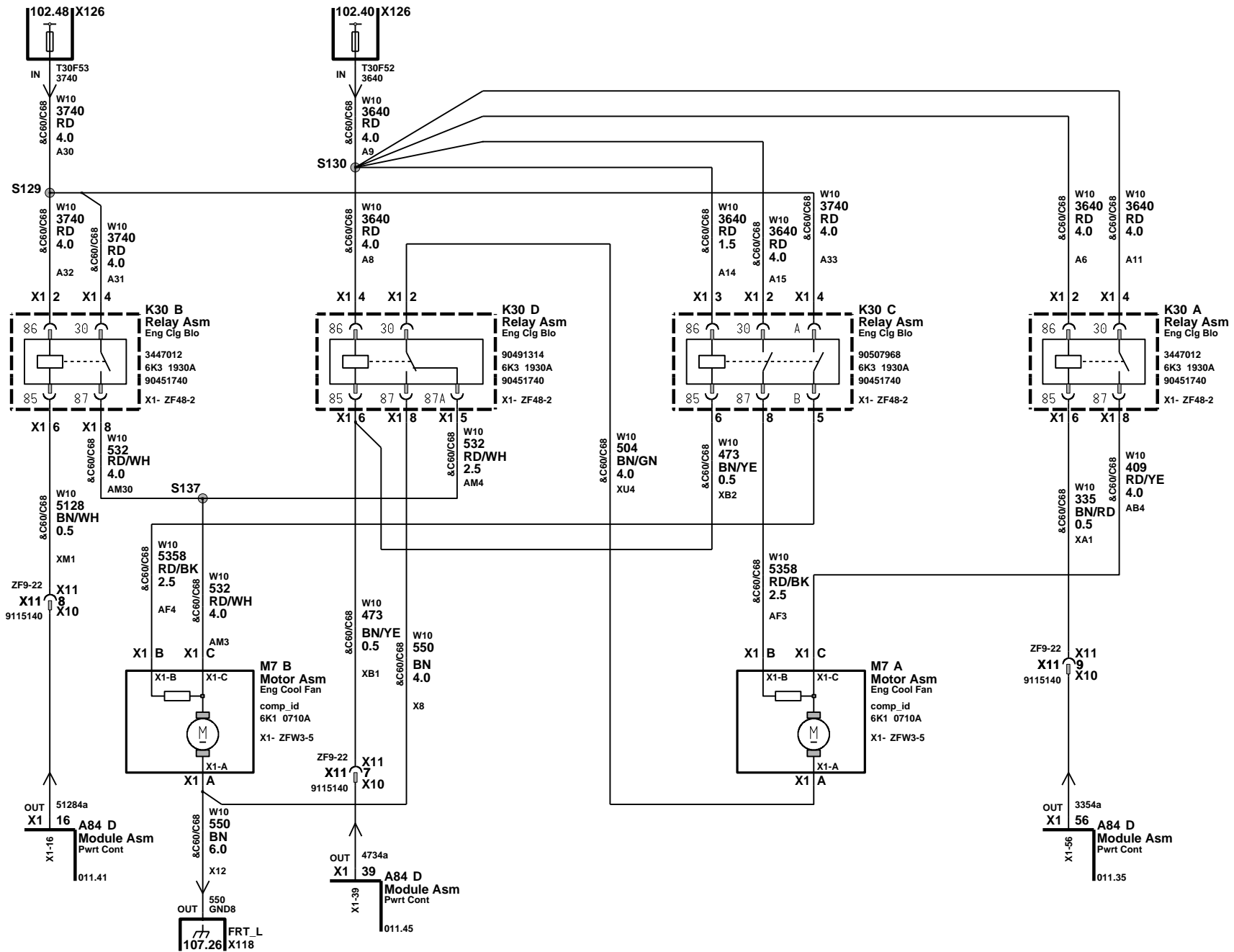


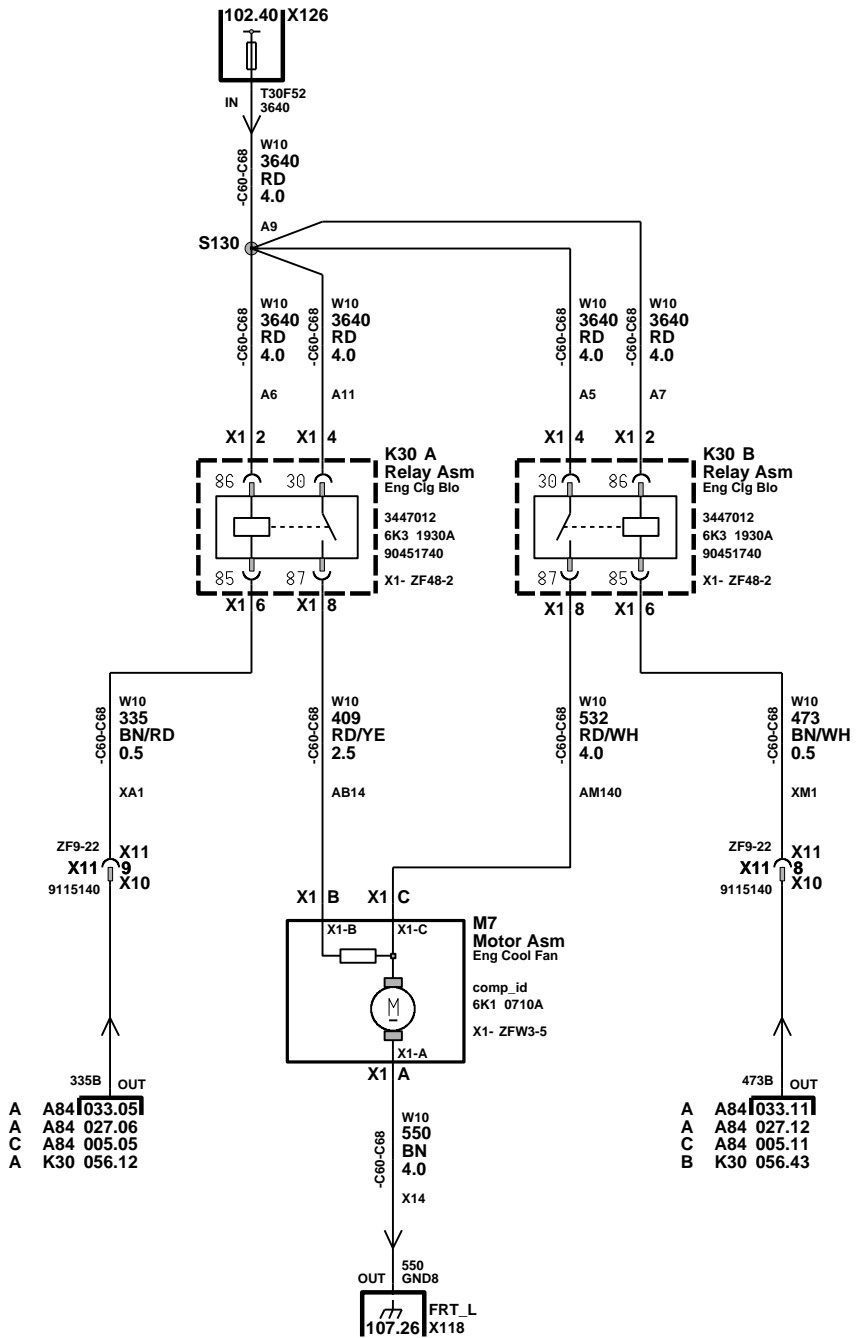


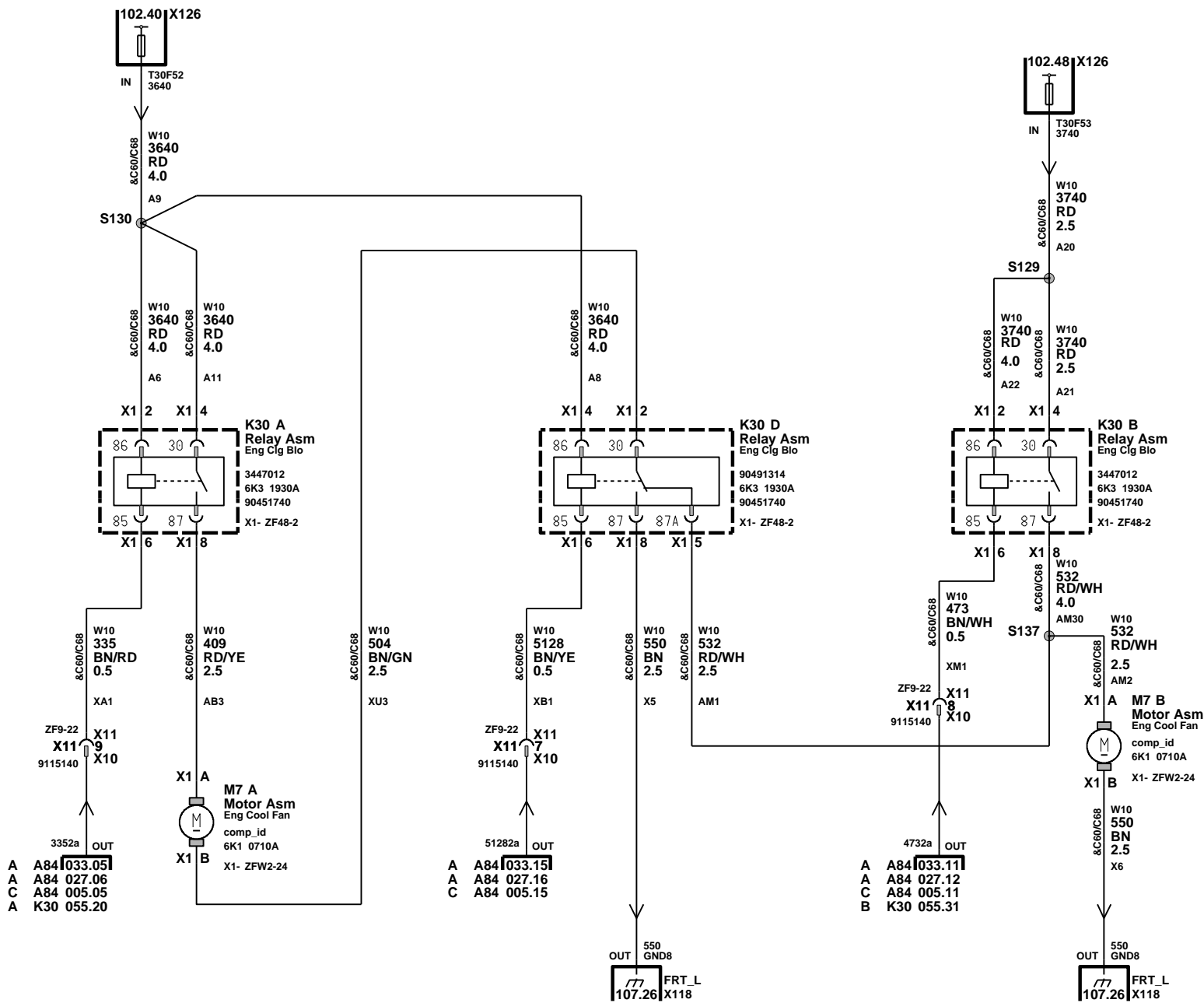
- B A84 015.52
- A A84 033.18
- A A84 027.19
- B A84 021.49
- D A84 011.48
- C A84 005.18

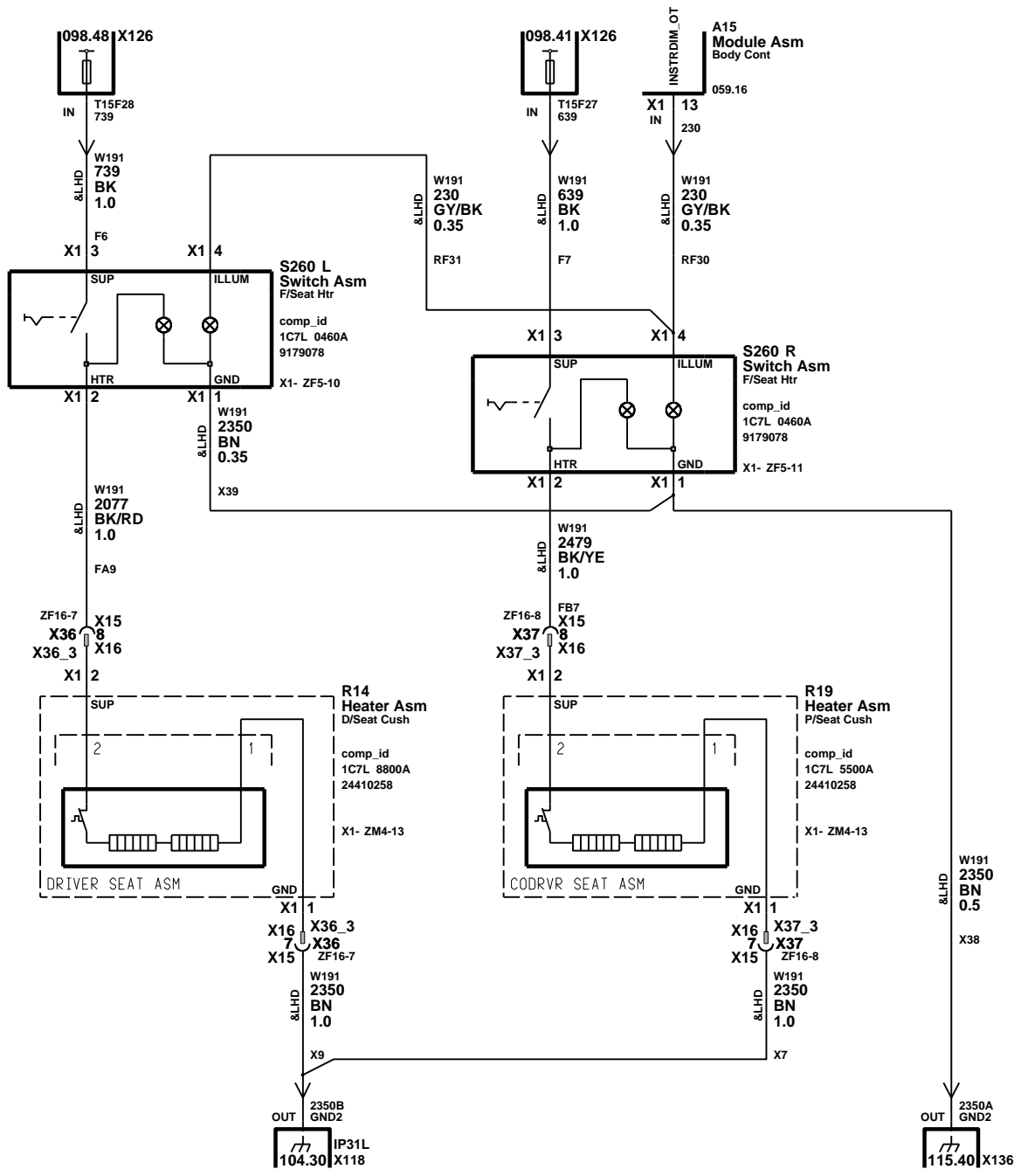


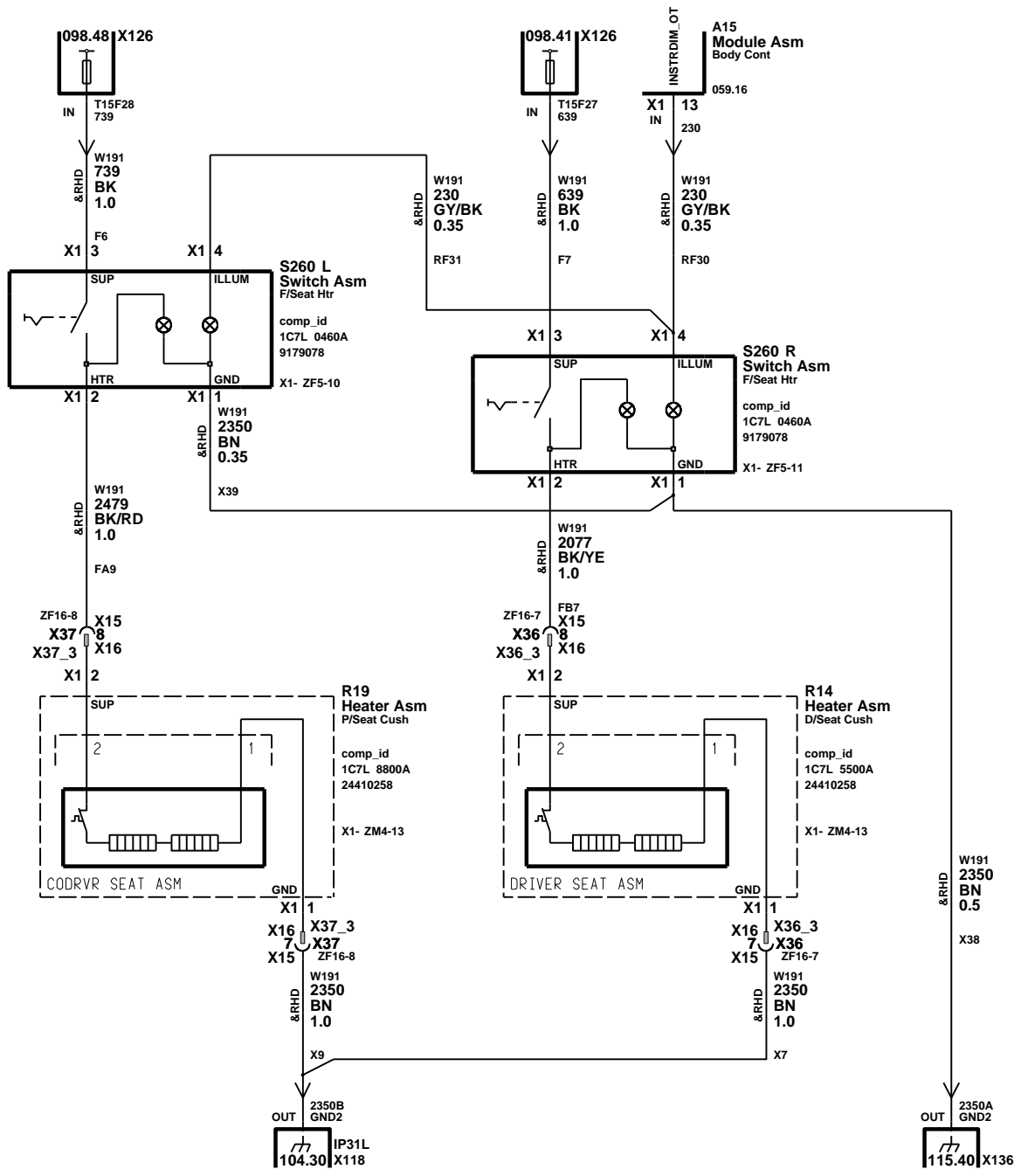




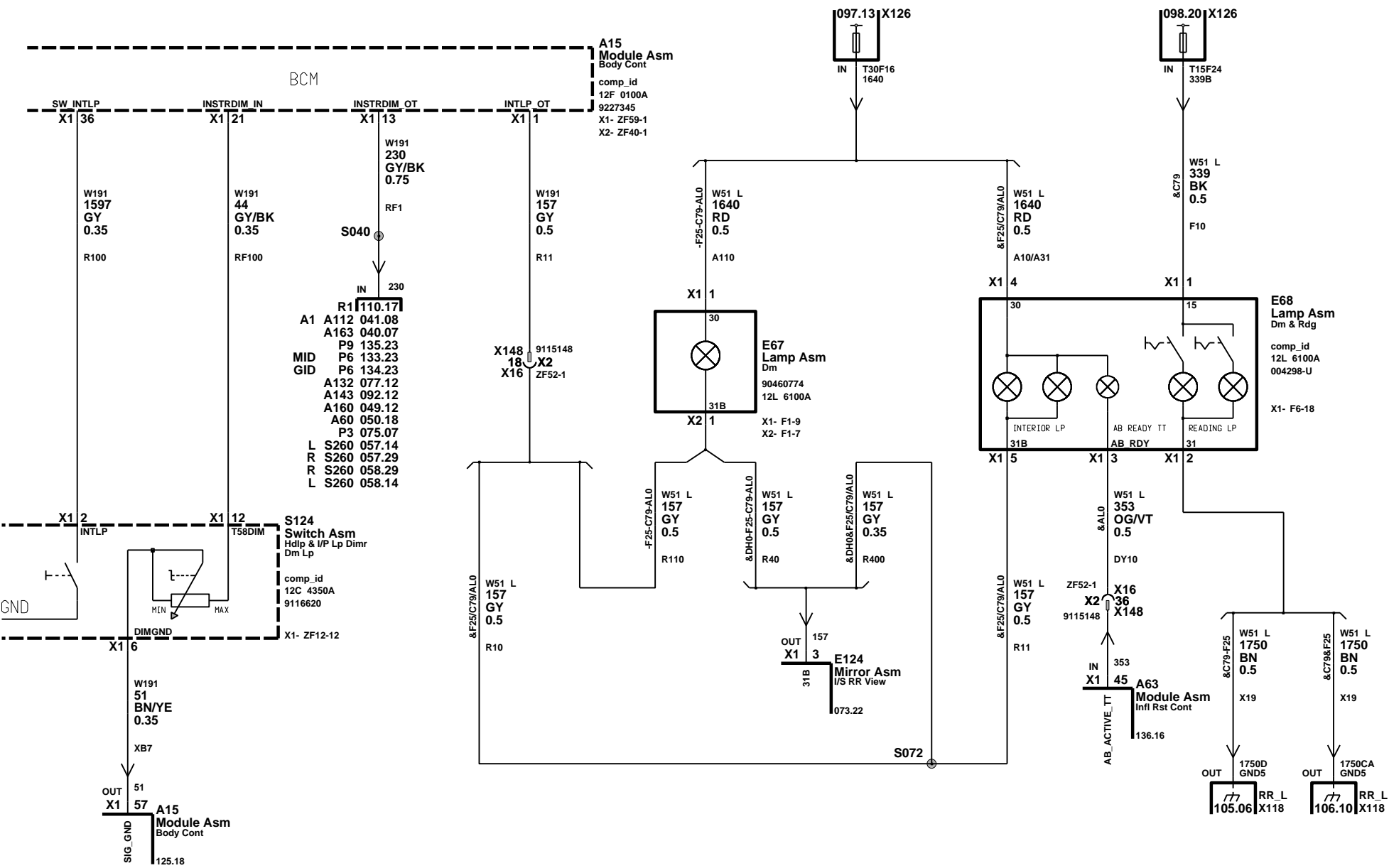




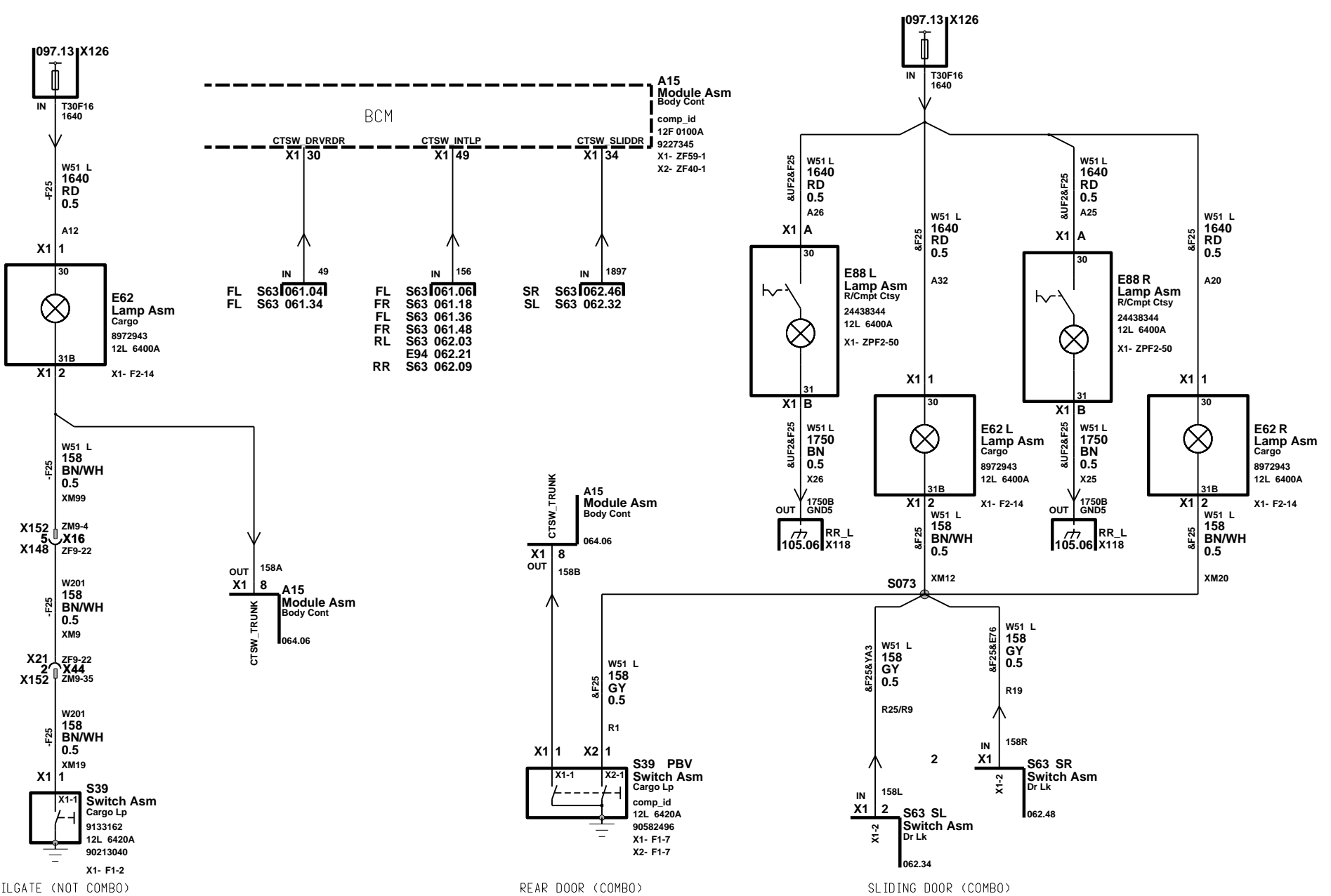




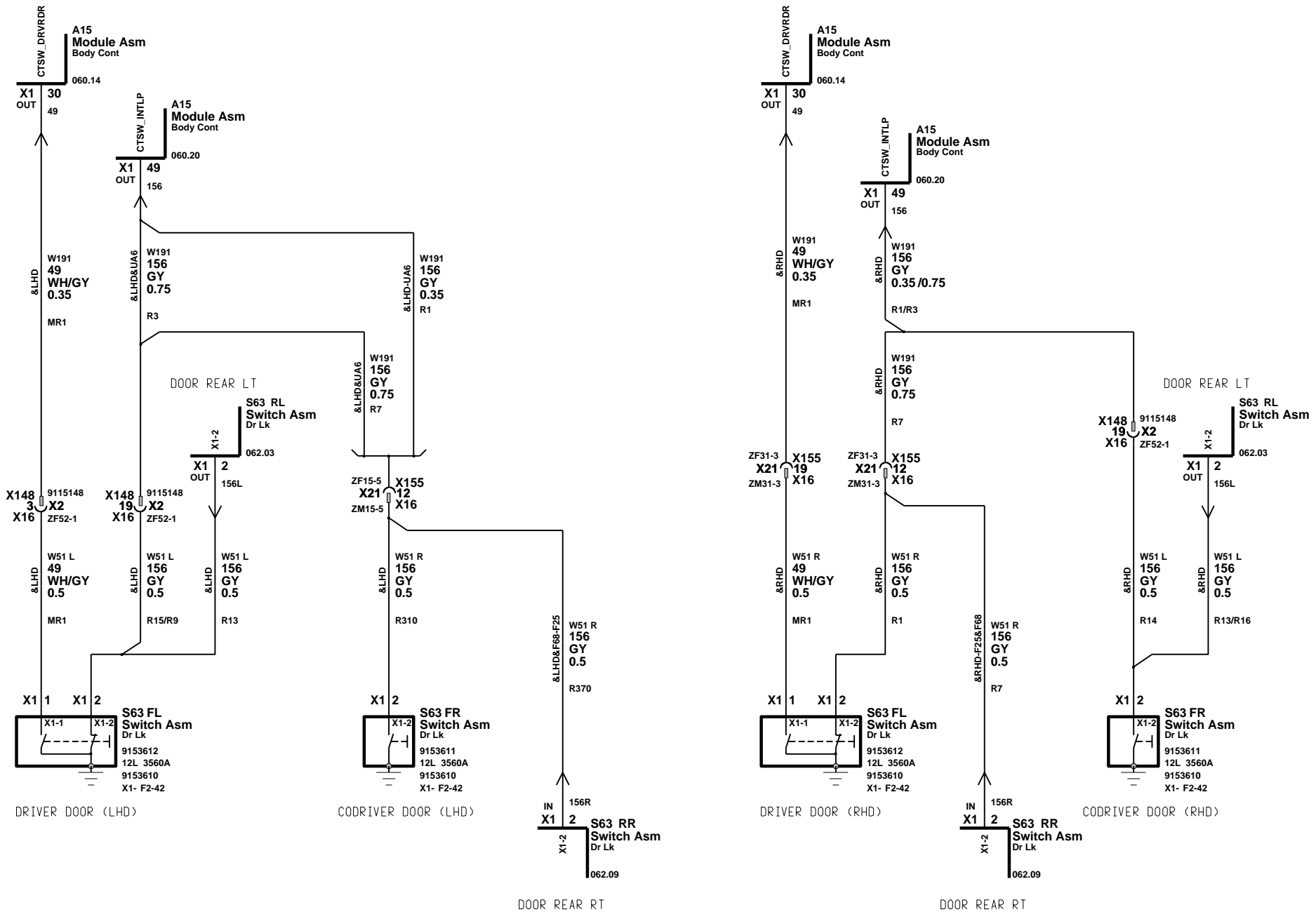
INTERIOR LAMPS - SWITCH INTERIOR LAMP, DOME LAMP



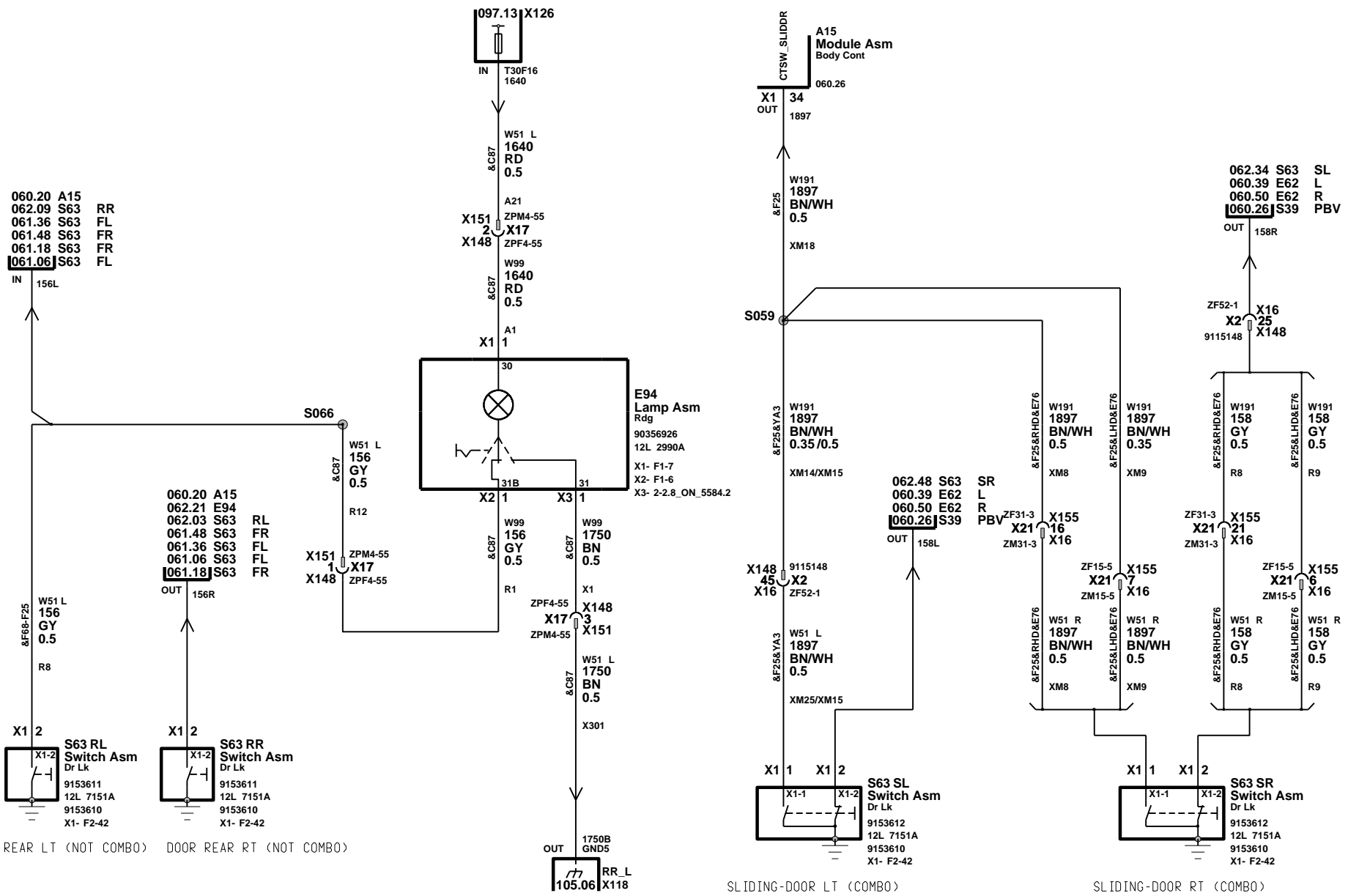
Sheet 059 of 146

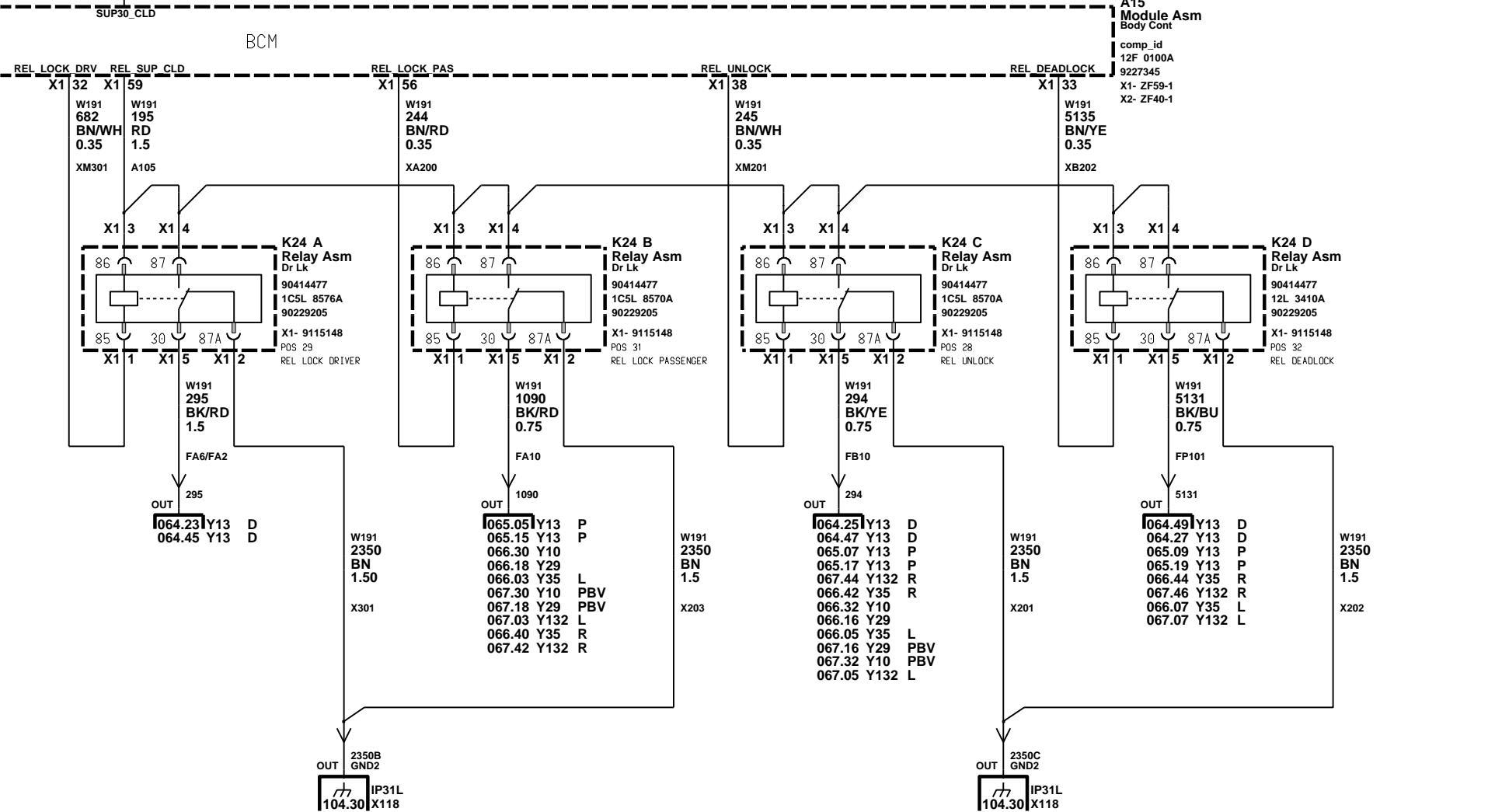
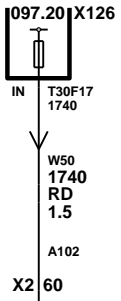


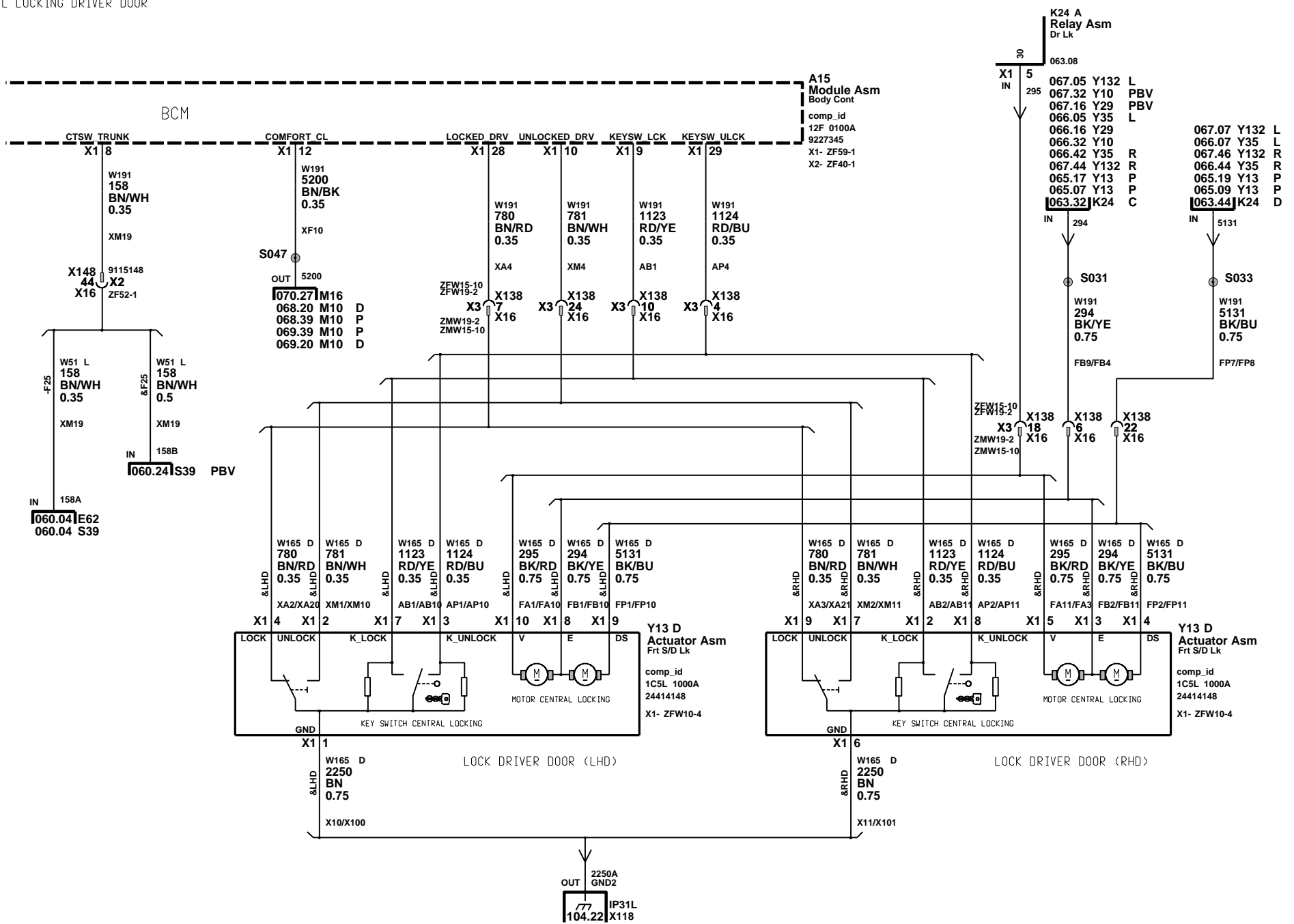
INTERIOR LAMPS - FRONT DOOR SWITCHES

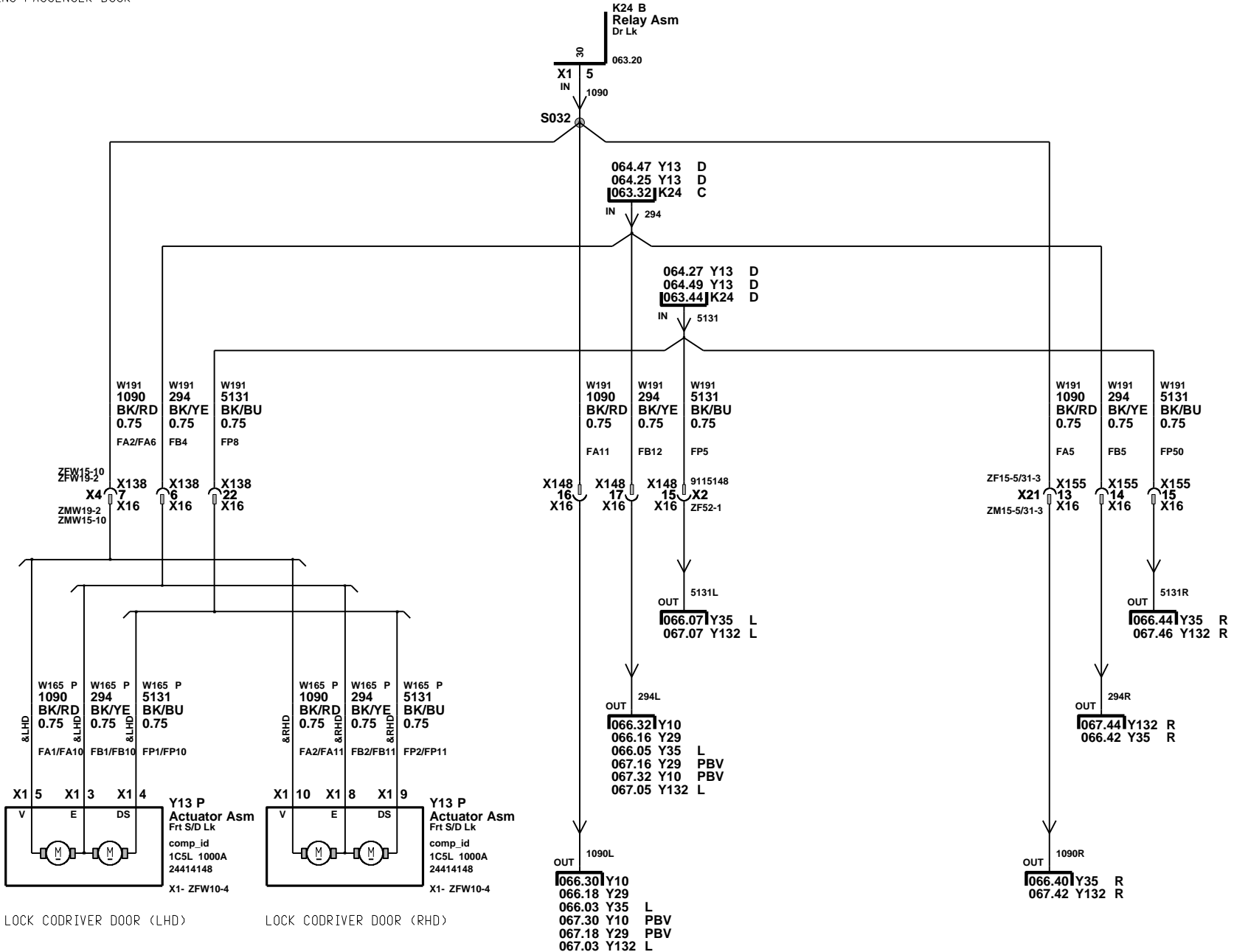


INTERIOR LAMPS - REAR DOOR SWITCHES, READING LAMP









LOCK CODRIVER DOOR (LHD)

LOCK CODRIVER DOOR (RHD)

CENTRAL LOCKING REAR DOORS (NOT COMBO)

063.20 K24 B
 067.42 Y132 R
 066.40 Y35 R
 065.15 Y13 P
 065.05 Y13 P
 067.03 Y132 L
 067.18 Y29 PBV
067.30 Y10 PBV

066.42 Y35 R
 067.44 Y132 R
 064.47 Y13 D
 064.25 Y13 D
 063.32 K24 C
 067.05 Y132 L
 067.32 Y10 PBV
 067.16 Y29 PBV
 065.17 Y13 P
065.07 Y13 P

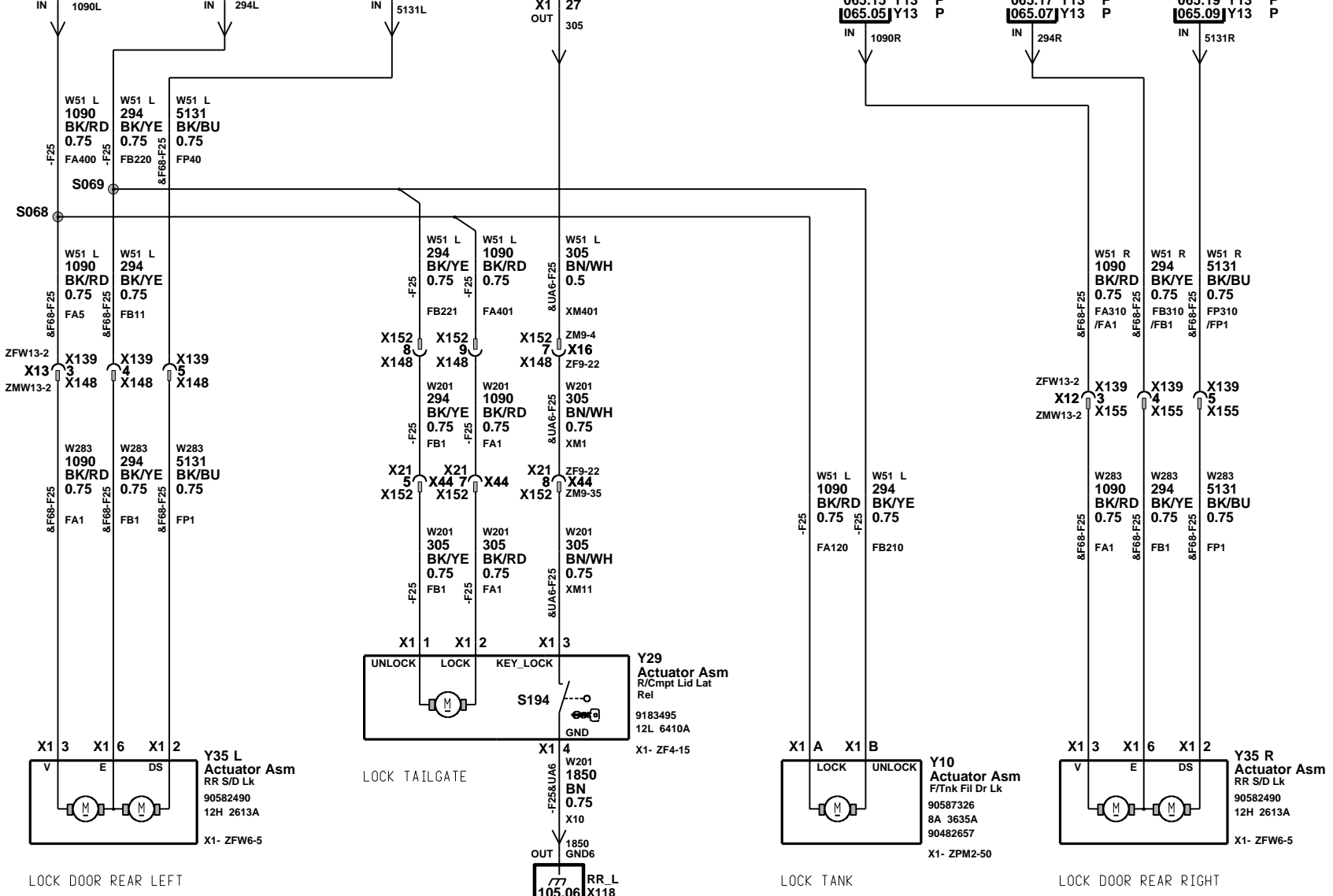
067.46 Y132 R
 066.44 Y35 R
 064.27 Y13 D
 064.49 Y13 D
 063.44 K24 D
 067.07 Y132 L
 065.19 Y13 P
065.09 Y13 P

TRUNKSW
 A15
 Module Asm
 Body Cont
 142.18

063.20 K24 B
 067.03 Y132 L
 067.18 Y29 PBV
 067.30 Y10 PBV
 066.03 Y35 L
 066.18 Y29
 066.30 Y10
 067.42 Y132 R
 065.15 Y13 P
065.05 Y13 P

067.05 Y132 L
 067.32 Y10 PBV
 067.16 Y29 PBV
 066.05 Y35 L
 066.16 Y29
 066.32 Y10
 064.47 Y13 D
 064.25 Y13 D
 063.32 K24 C
 067.44 Y132 R
 065.17 Y13 P
065.07 Y13 P

067.07 Y132 L
 066.07 Y35 L
 064.27 Y13 D
 064.49 Y13 D
 063.44 K24 D
 067.46 Y132 R
 065.19 Y13 P
065.09 Y13 P



LOCK DOOR REAR LEFT

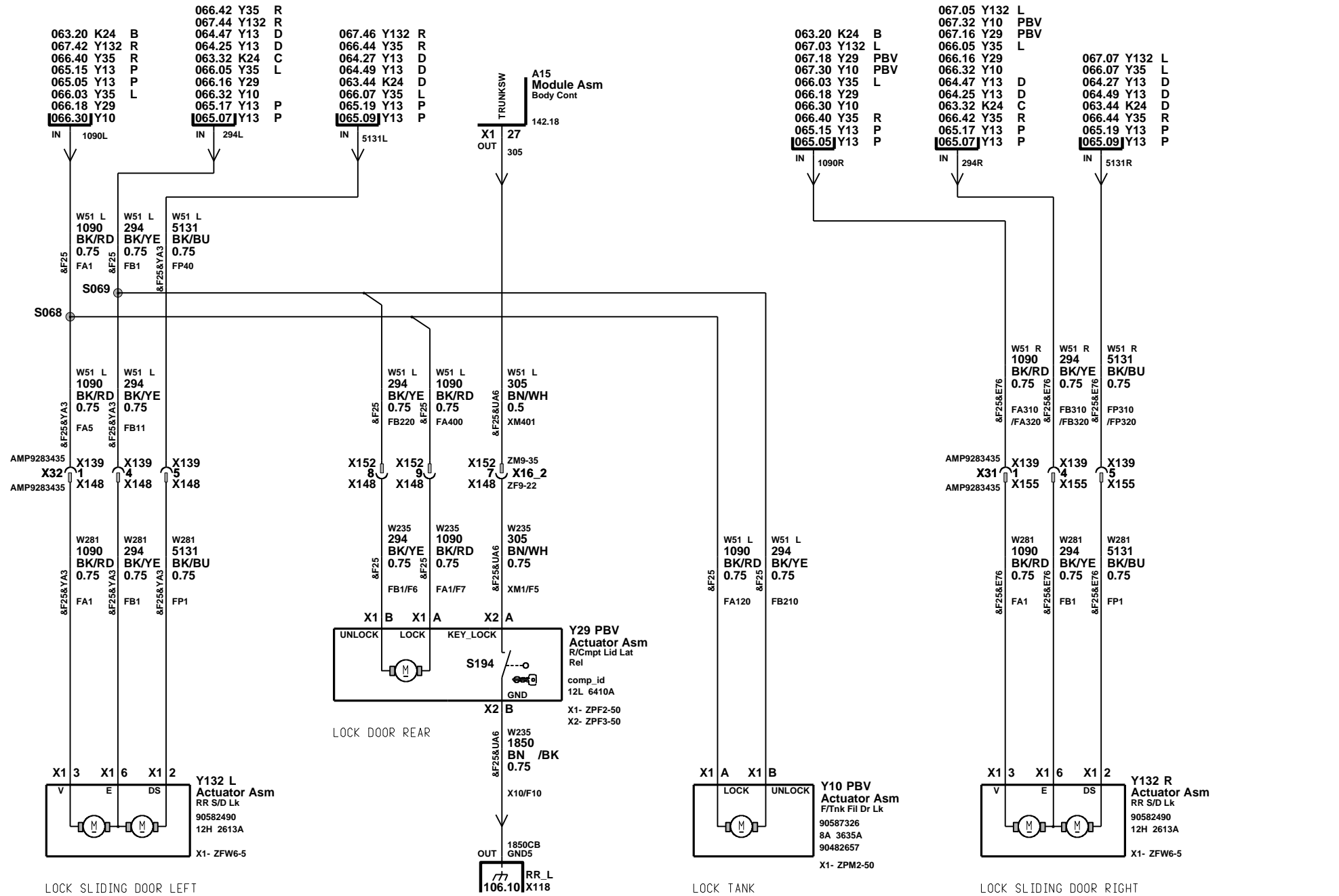
LOCK TANK

LOCK DOOR REAR RIGHT

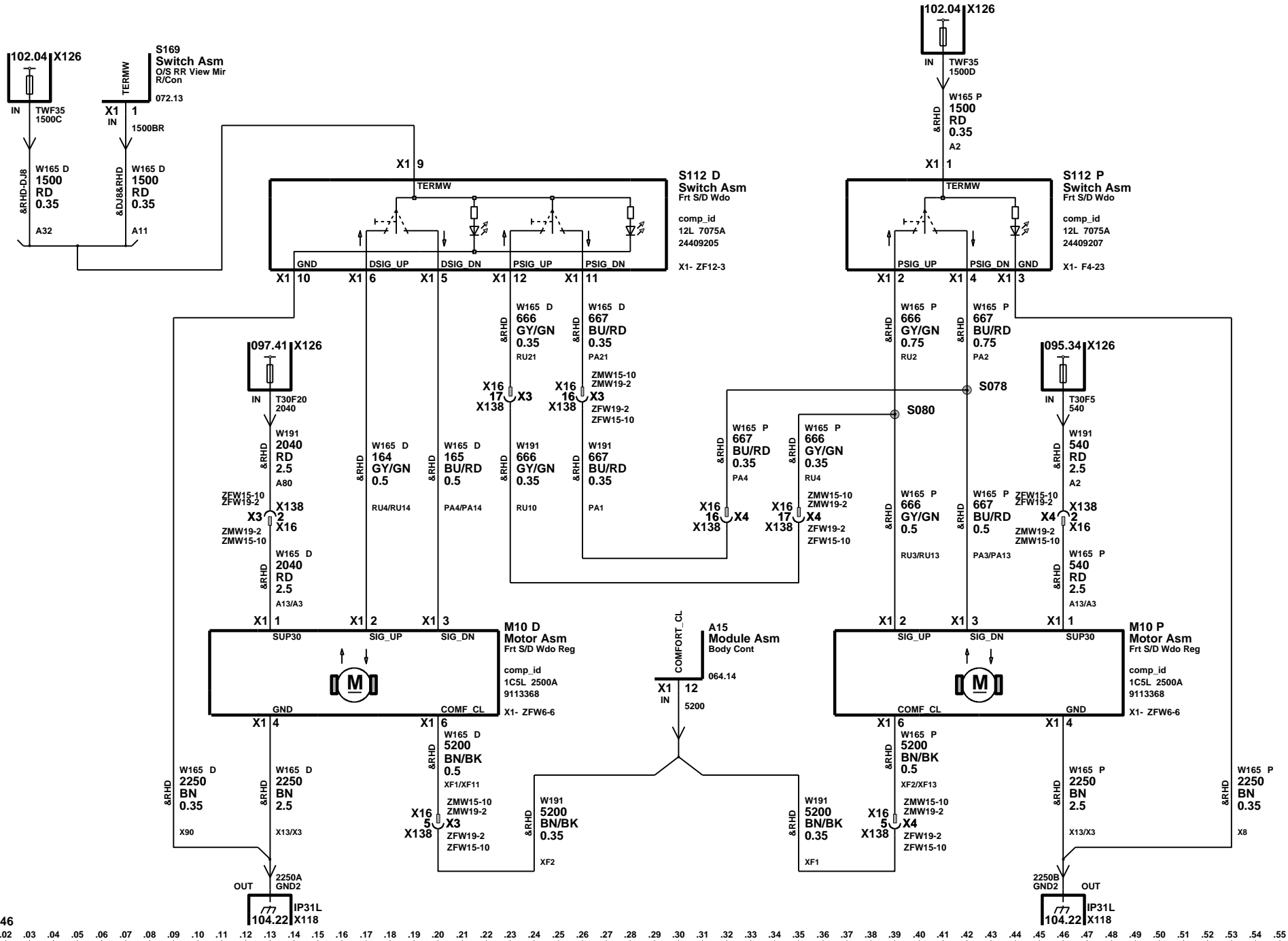
LOCK TAILGATE

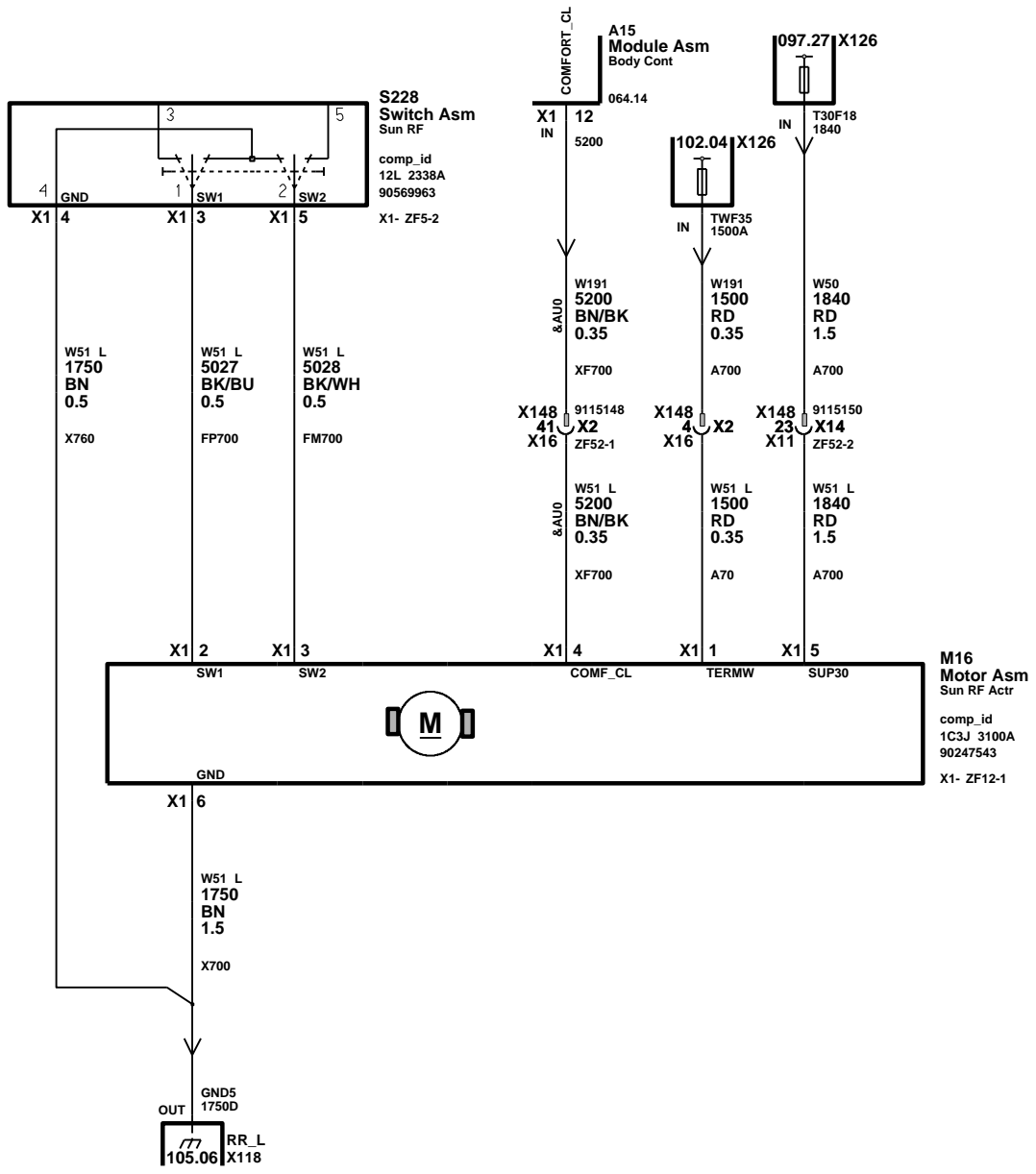
Sheet 066 of 146

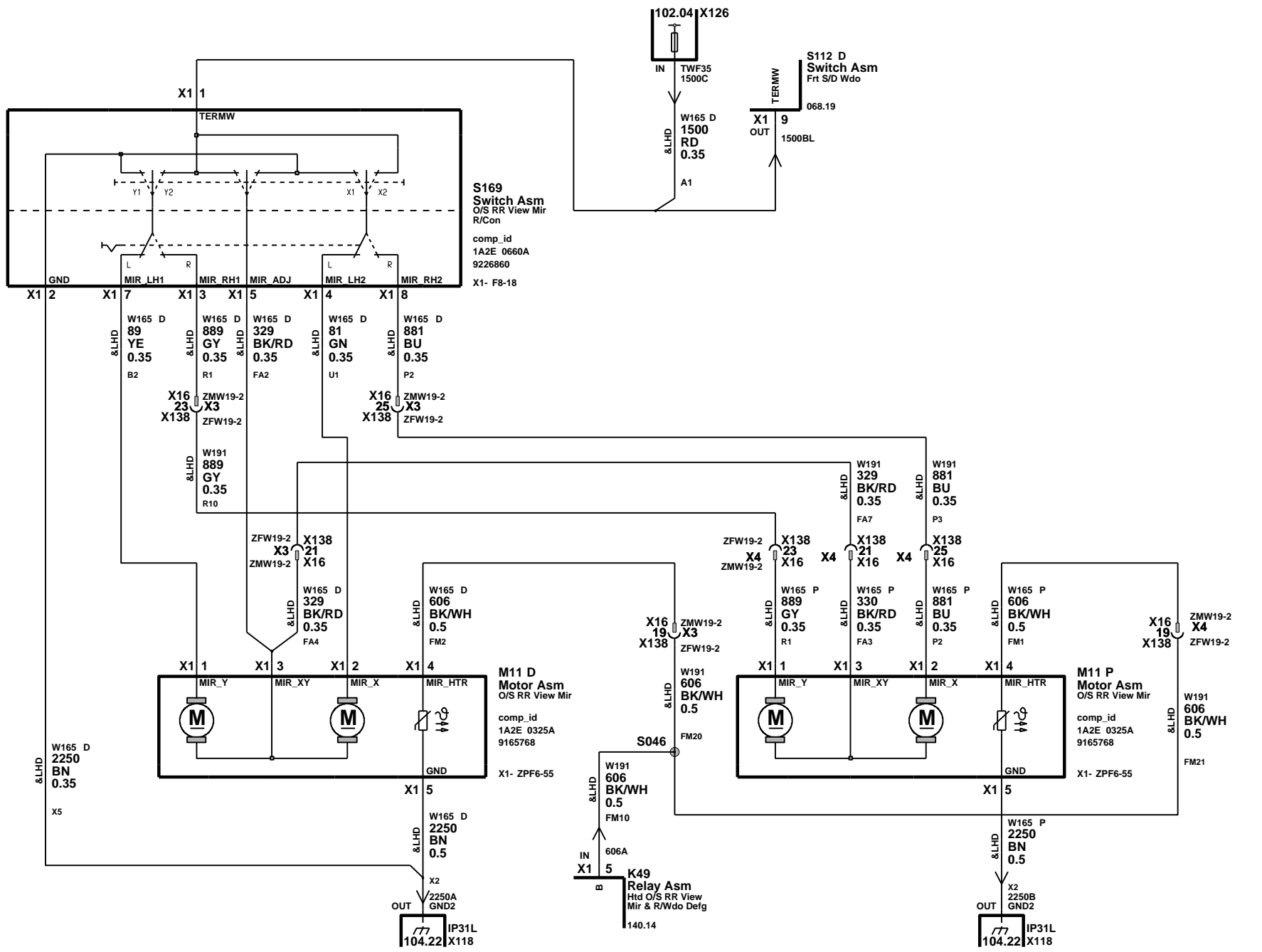
CENTRAL LOCKING PASSENGER REAR DOORS (COMBO)

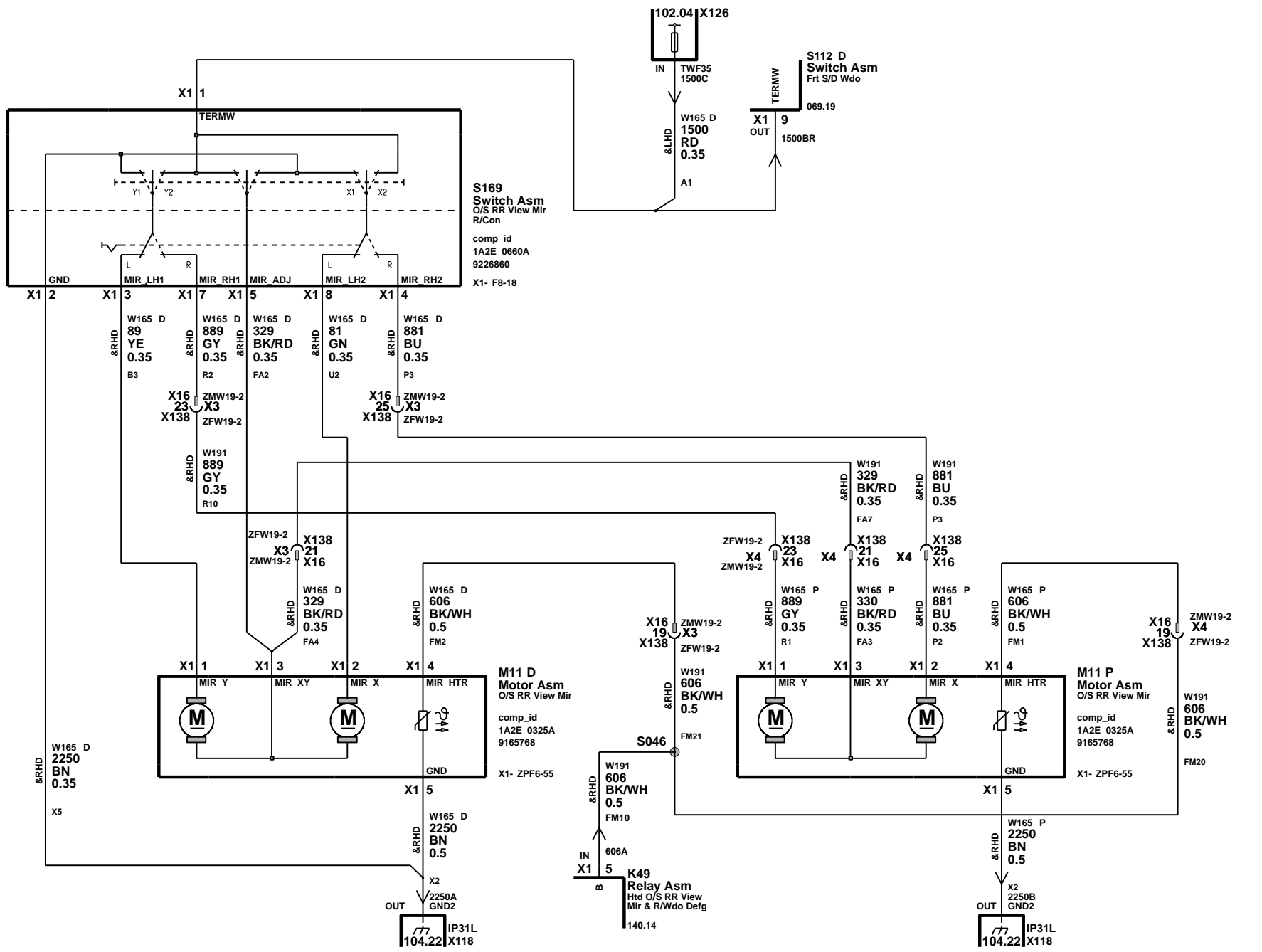


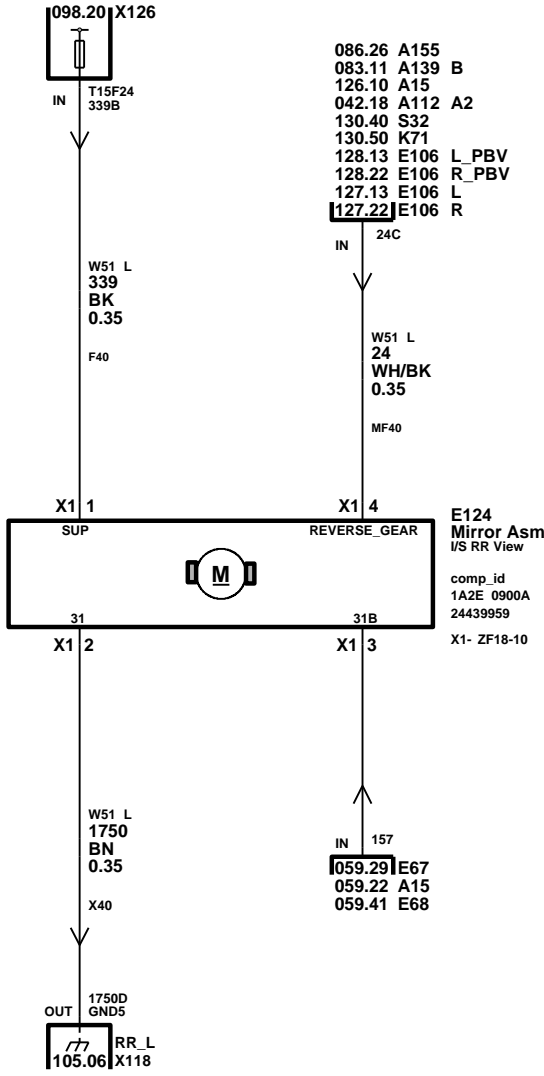
Sheet 067 of 146

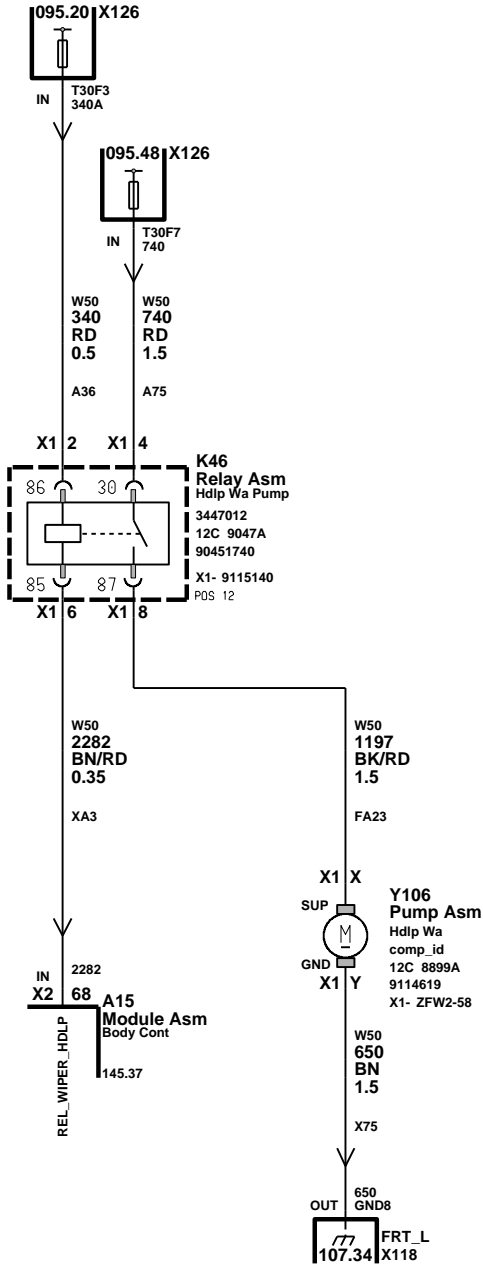


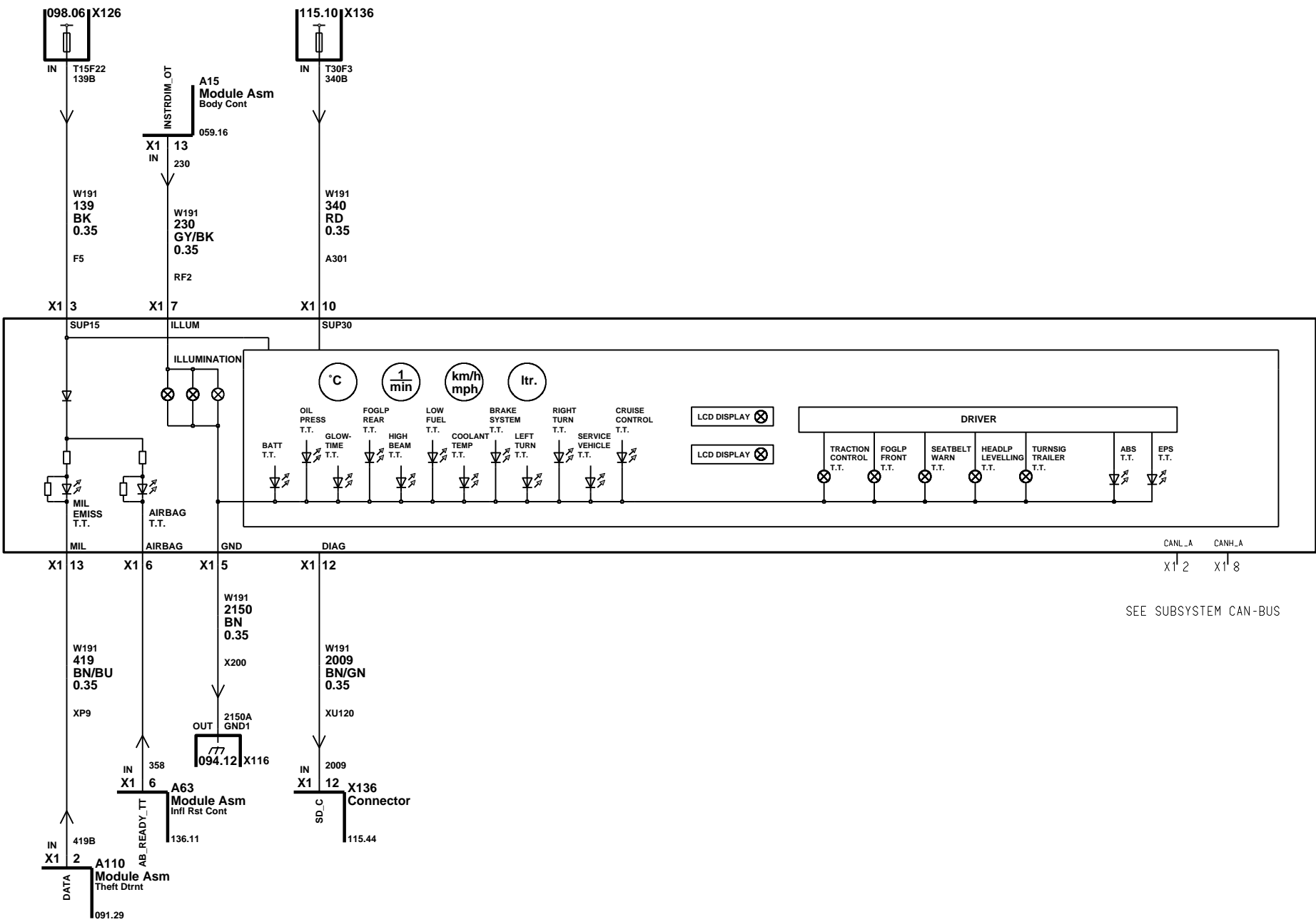




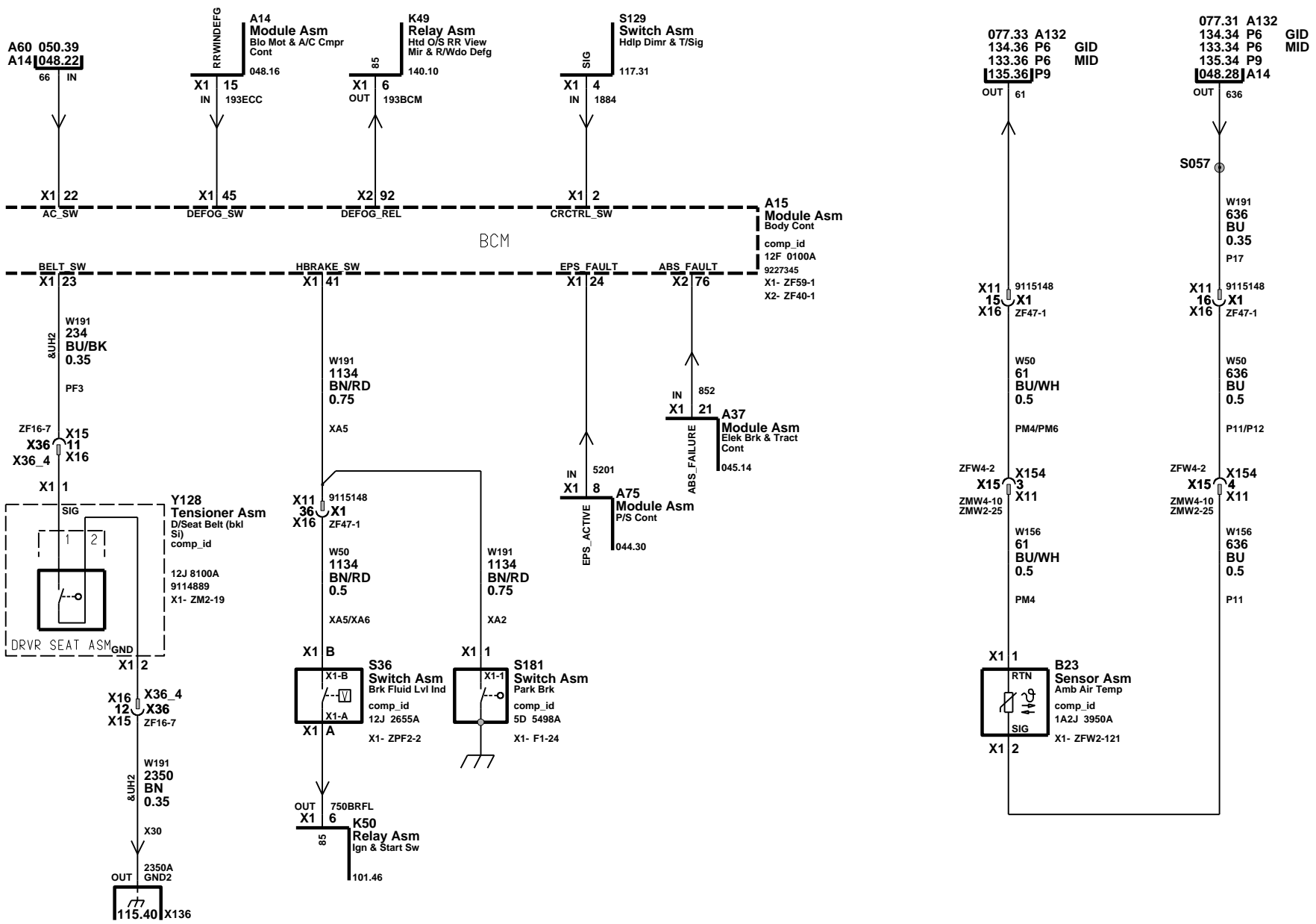


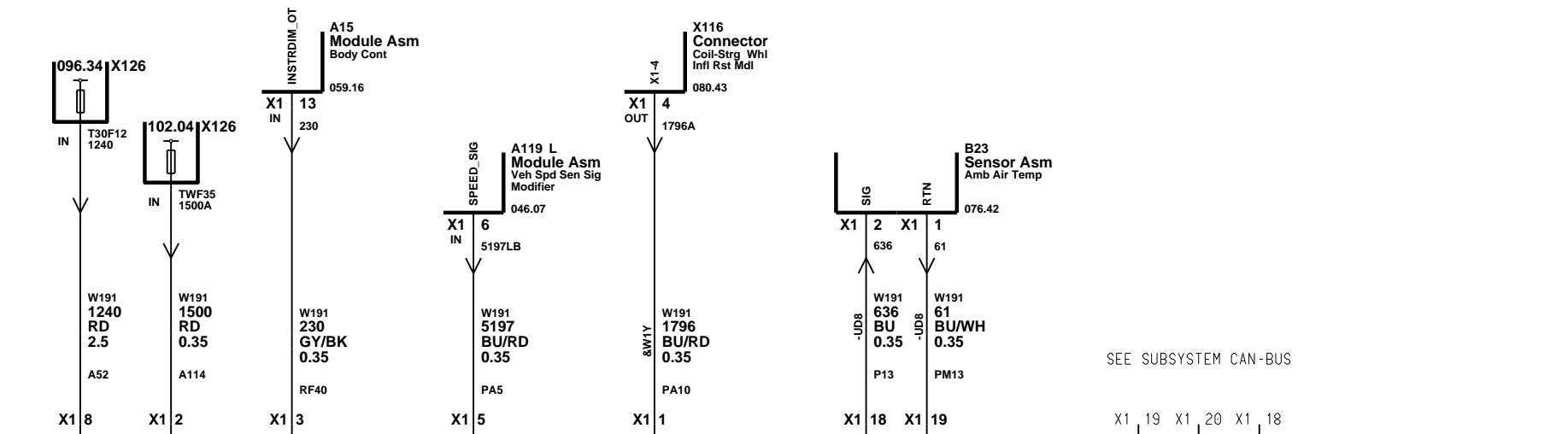




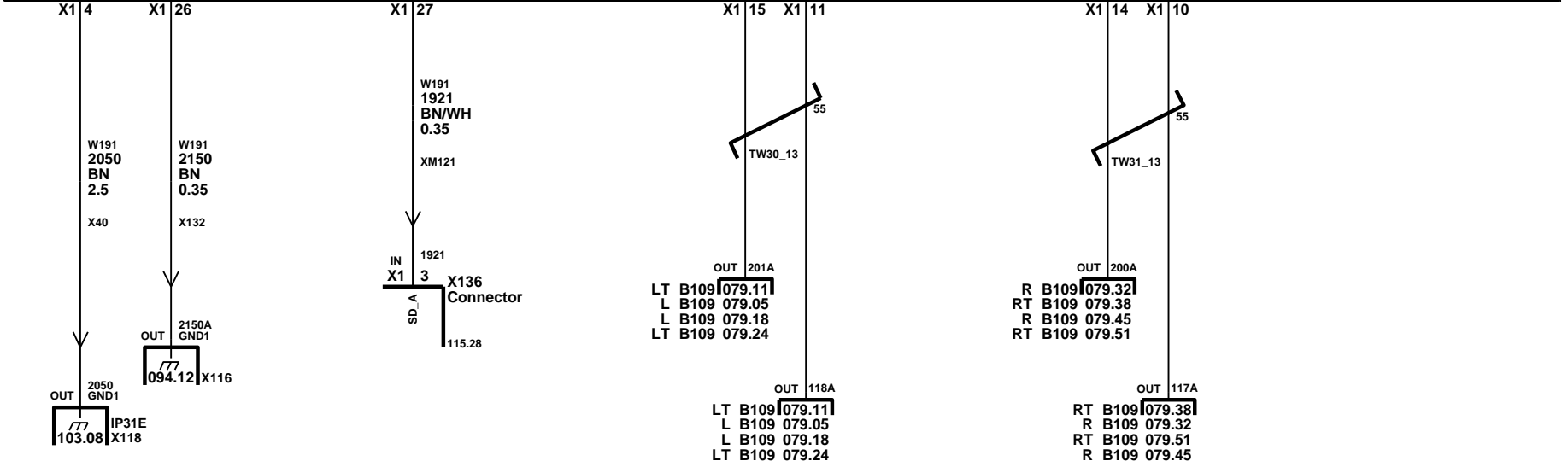



SEE SUBSYSTEM CAN-BUS

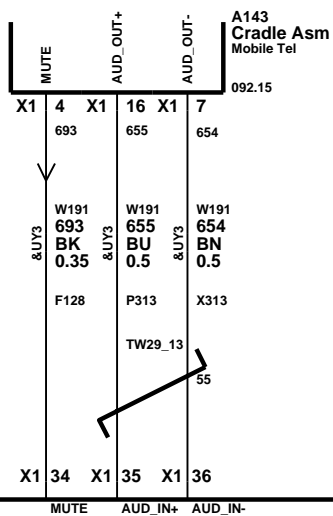




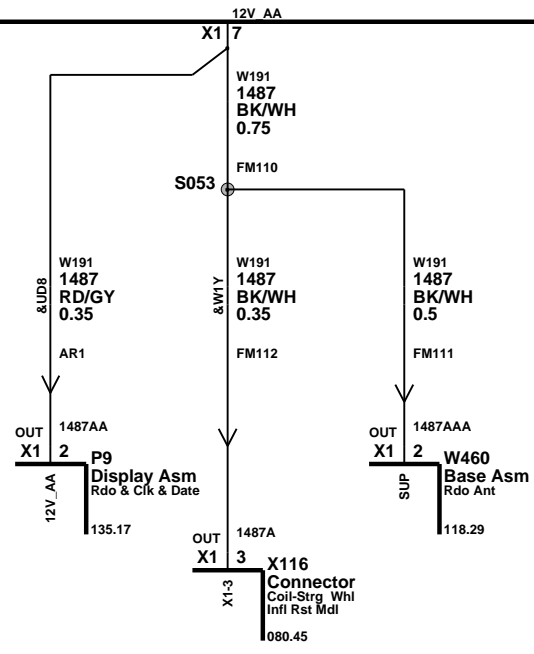
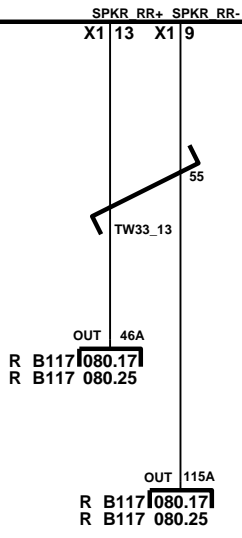
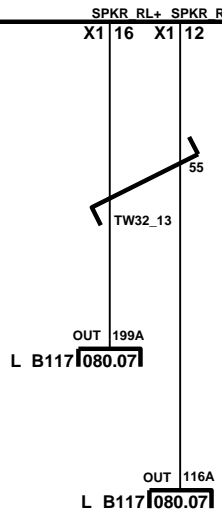
SEE SUBSYSTEM CAN-BUS



TELEPHONE

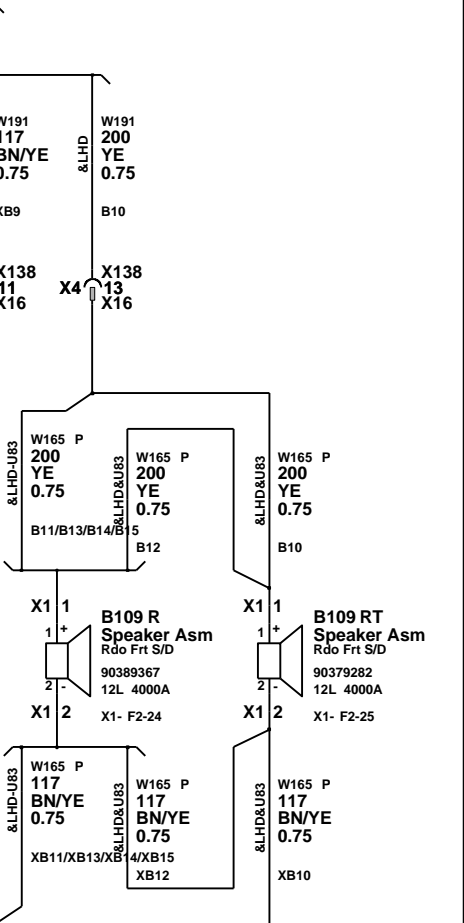
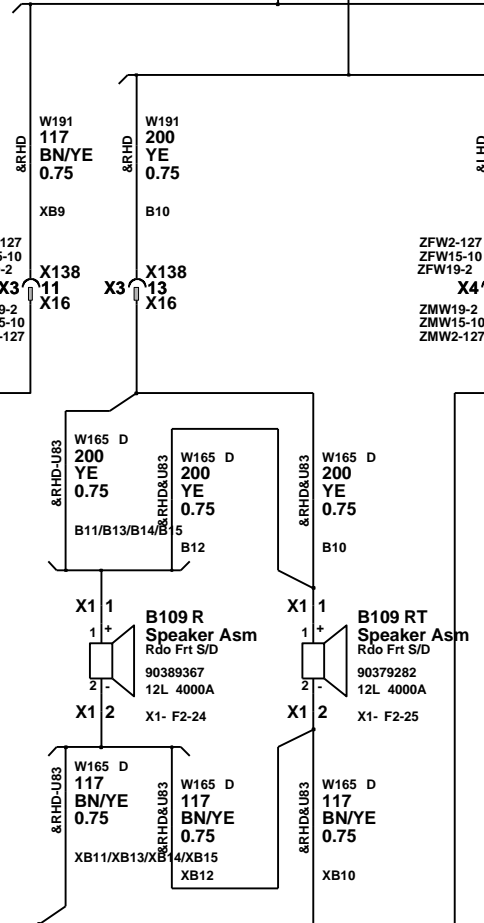
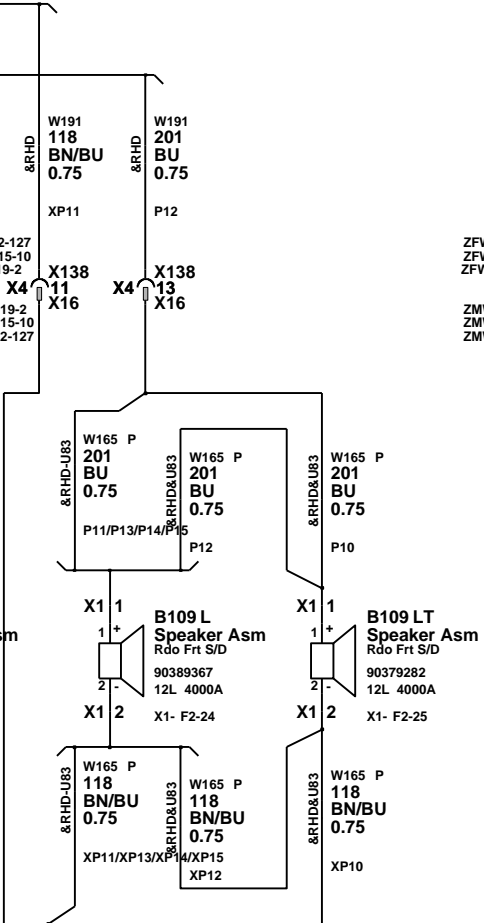
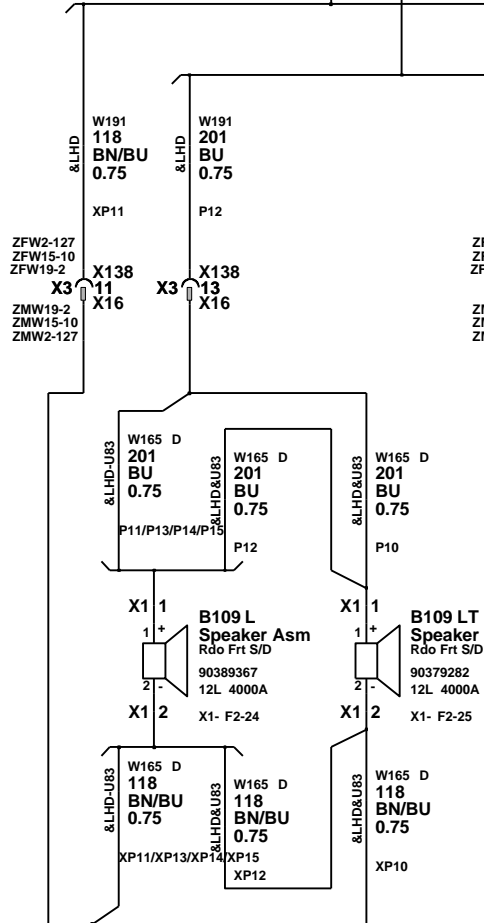
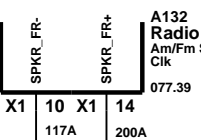
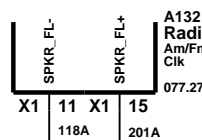


A132 Radio Asm
 Am/Fm Stereo & Clk
 comp_id
 12L 0080A
 24433113/24433114
 24433115
 X1- ZF36-2
 X2- HFM1-5



A132
Radio Asm
Am/Fm Stereo &
Cik
077.27

A132
Radio Asm
Am/Fm Stereo &
Cik
077.39

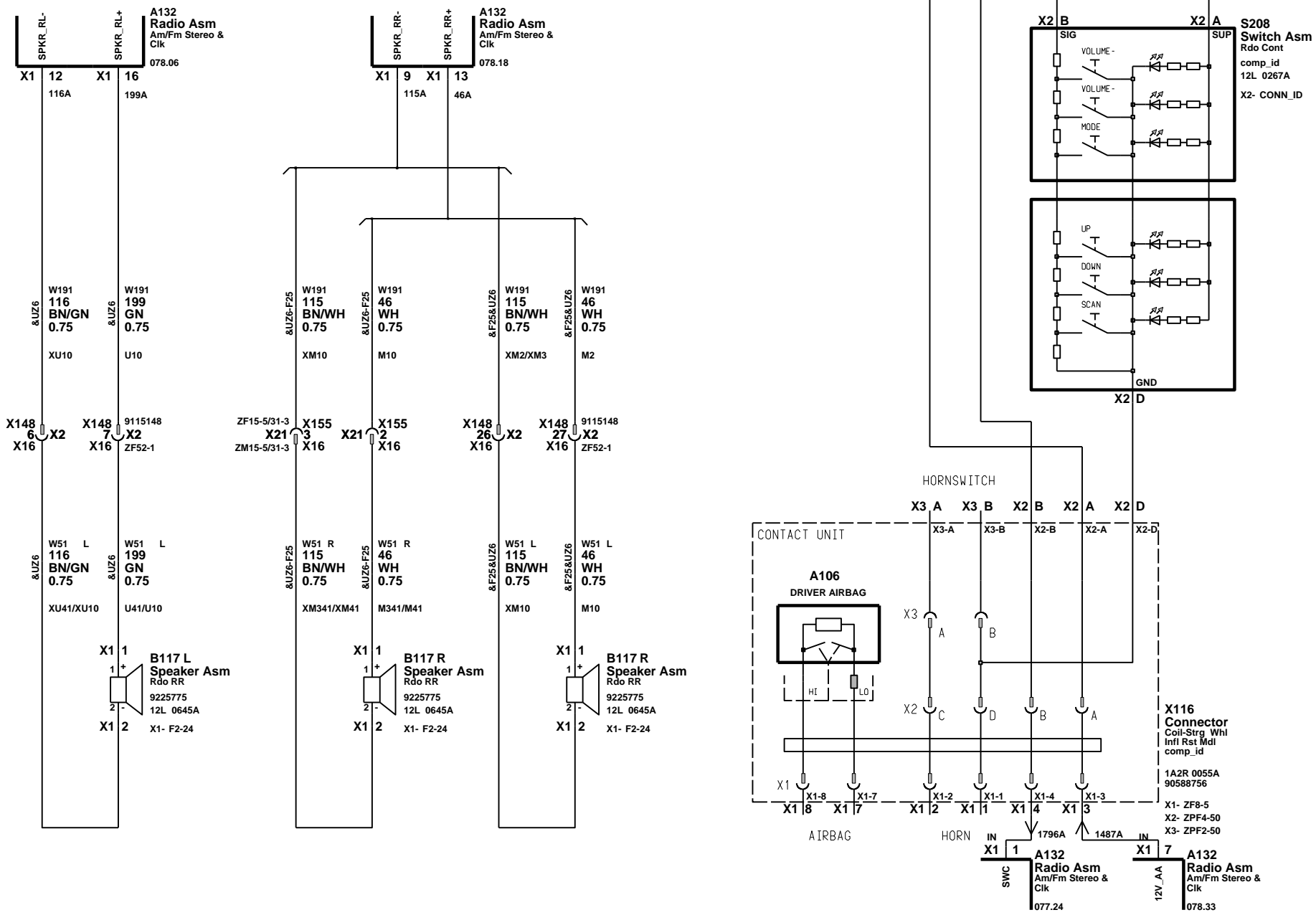


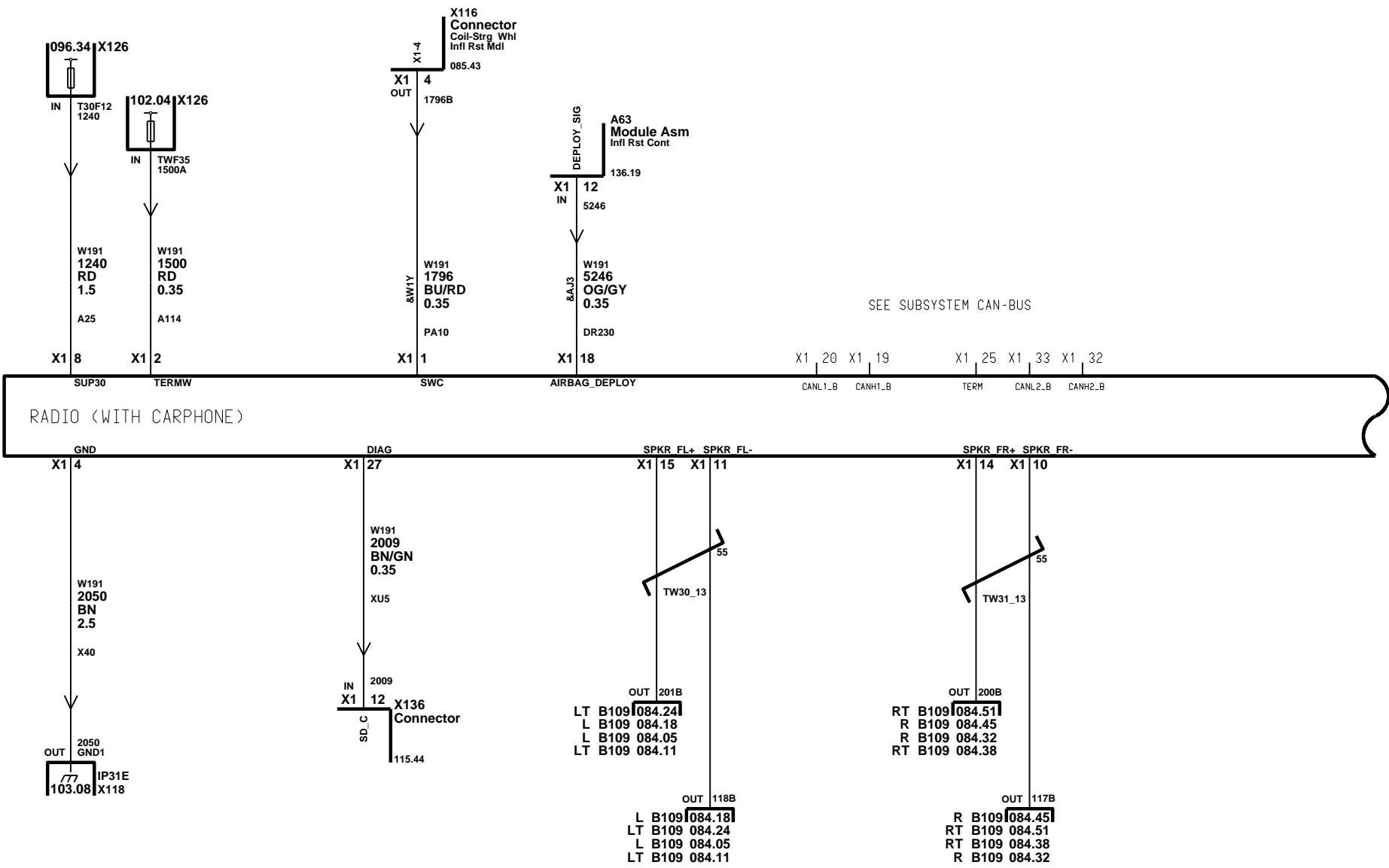
DRIVER DOOR (LHD)

CODRIVER DOOR (RHD)

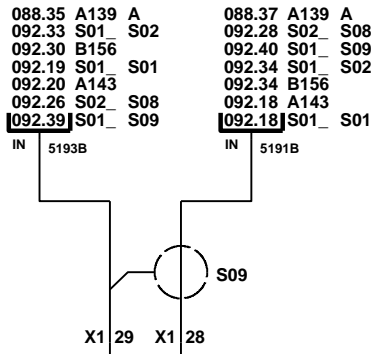
DRIVER DOOR (RHD)

CODRIVER DOOR (LHD)

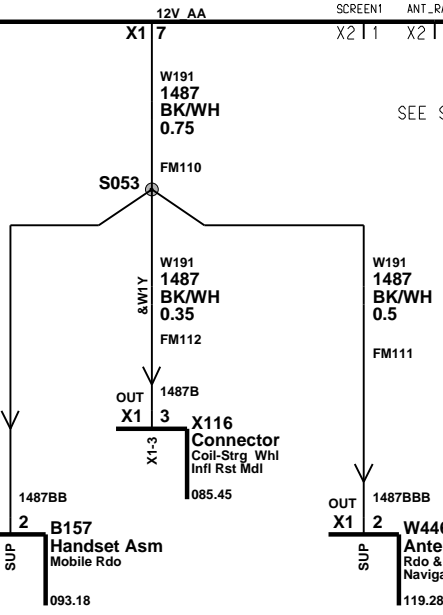
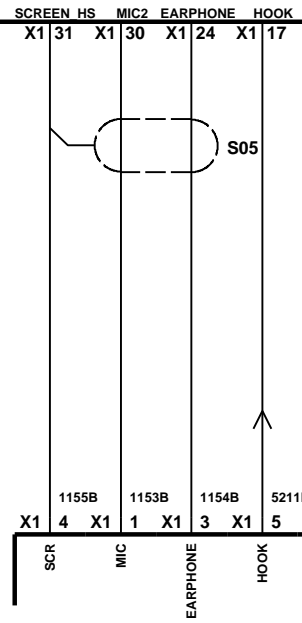
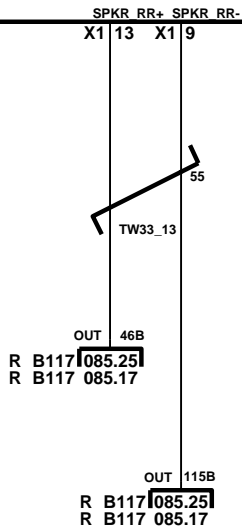
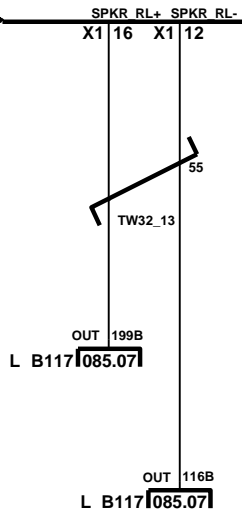





MICROPHONE



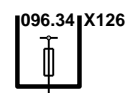
A144
Transceiver Asm
 Mobile Tel
 comp_id
 12L 0082A
 24455116/24455117
 X1- ZF36-2
 X2- HFM1-5
 X3- HFM1-2



SEE SUBSYSTEM ANTENNA

HANDSET

- 128.13 E106 L_PBV
- 128.22 E106 R_PBV
- 127.13 E106 L
- 127.22 E106 R
- 073.22 E124
- 126.10 A15
- 042.18 A112 A2
- 130.40 S32
- 130.50 K71
- 086.26 A155**



IN T30F12
1240



&UE1

W191
1240
RD
0.75
A60

IN 24B

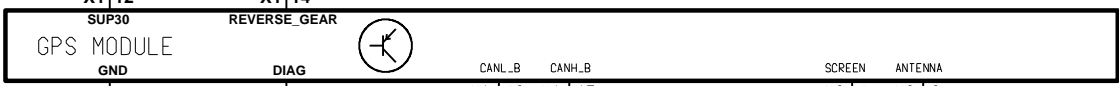


&UE1

W191
24
WH/BK
0.35
MF2

X1 12

X1 14



A139 B
Processor Asm
Navigation Ctl

- 9114594
- 12L 8150A
- 24455285
- X1- ZF18-6
- X2- HFM1-4

SEE SUBSYSTEM CAN-BUS

SEE SUBSYSTEM ANTENNA

&UE1

W191
2150
BN
0.5
X131

&UE1

W191
2009
BN/GN
0.35
XU122

IN 2009

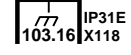


SD_C



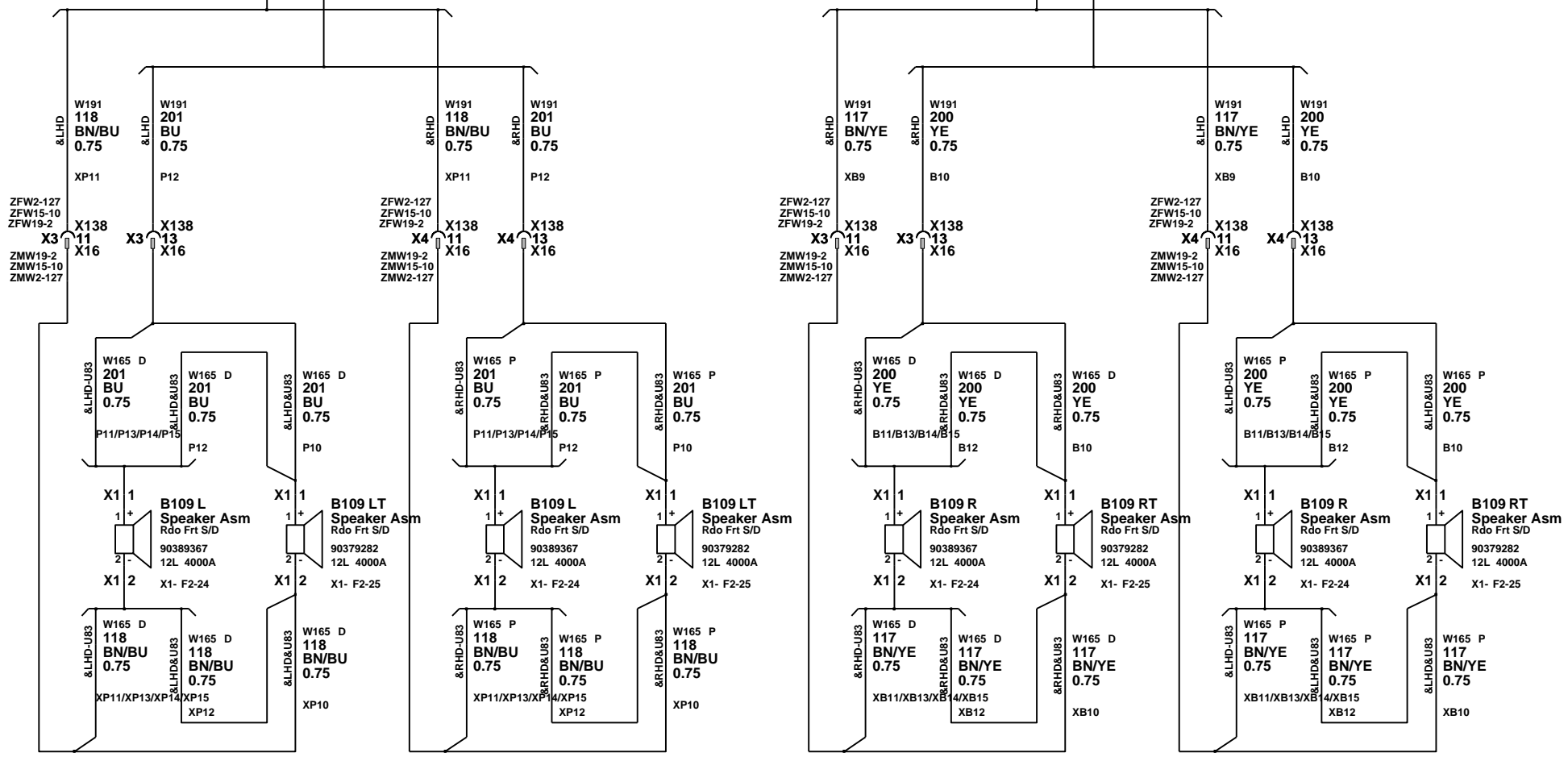
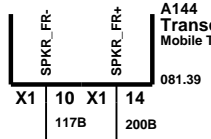
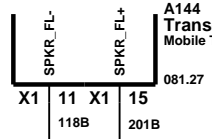
115.44

OUT 2150B
GND1



A144
Transceiver Asm
Mobile Tel

A144
Transceiver Asm
Mobile Tel

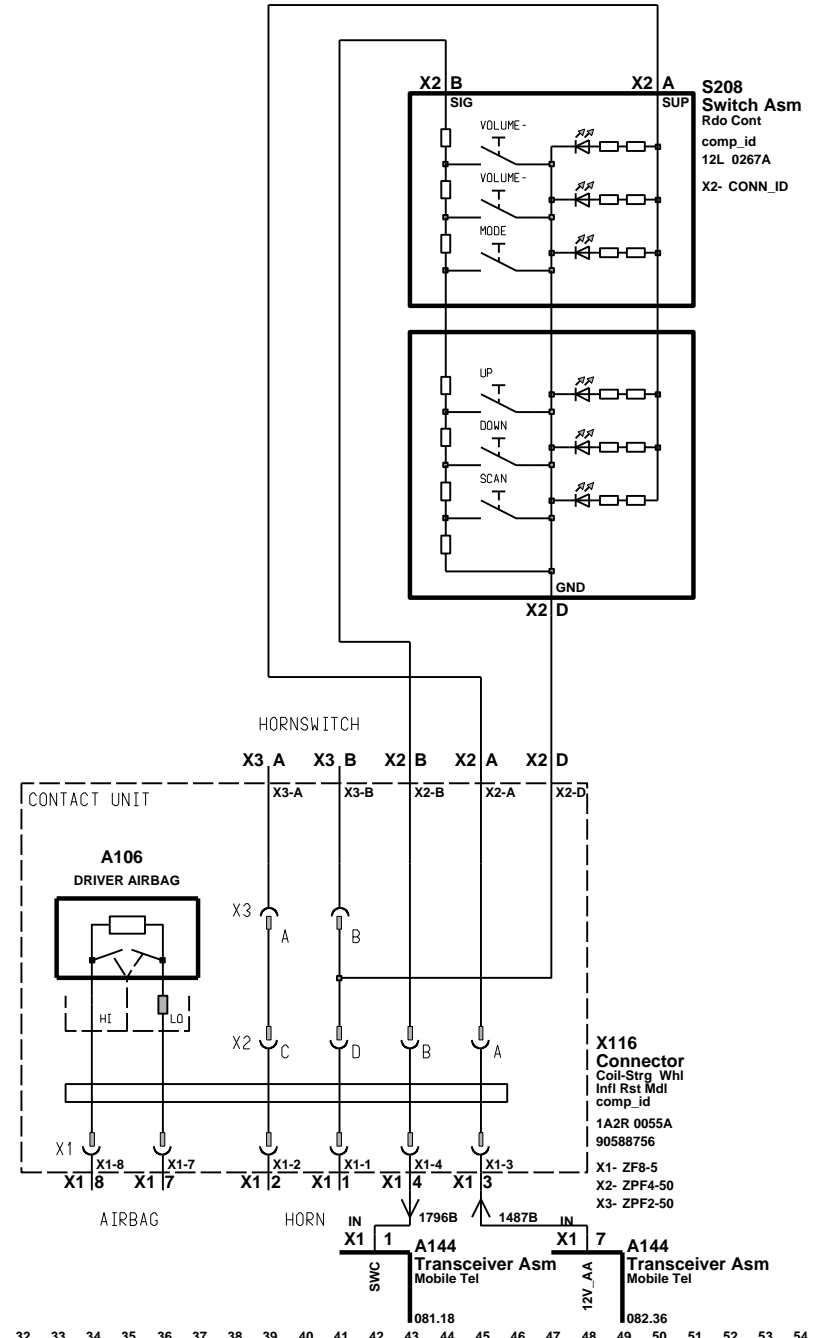
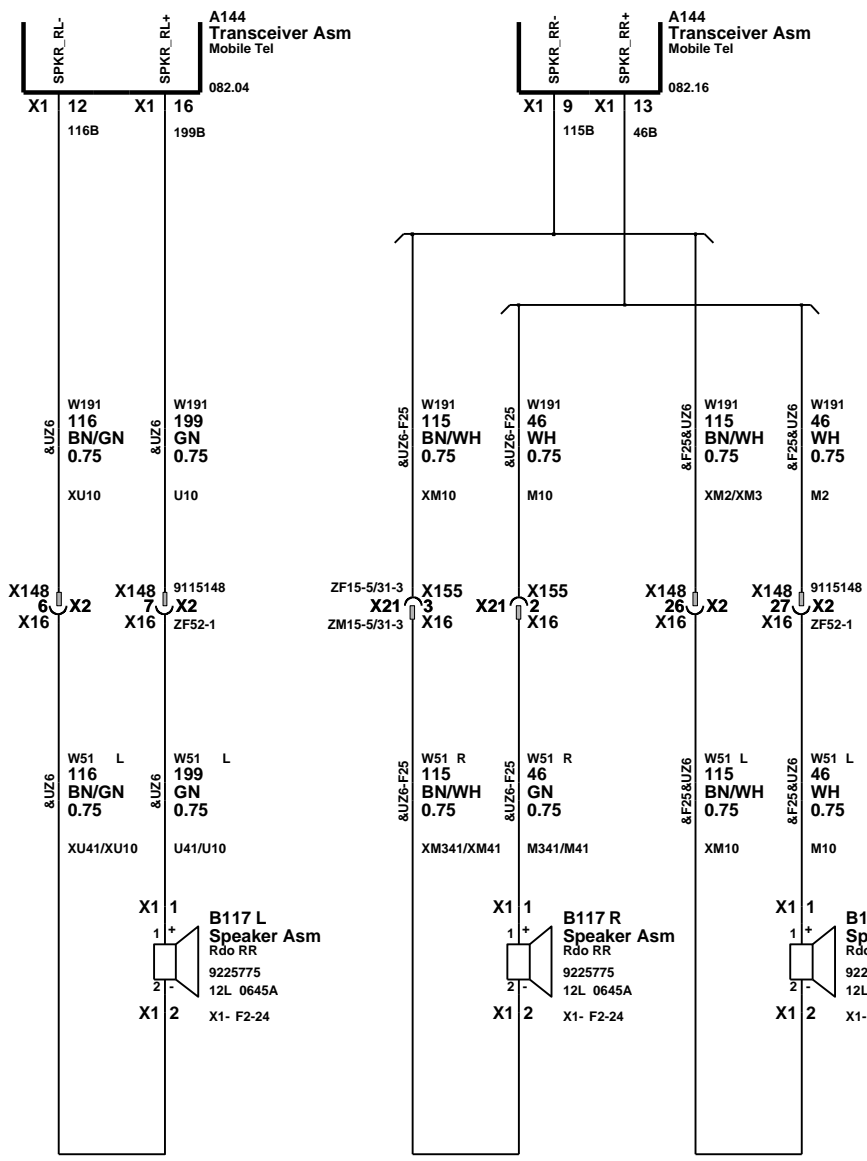


DRIVER DOOR (LHD)

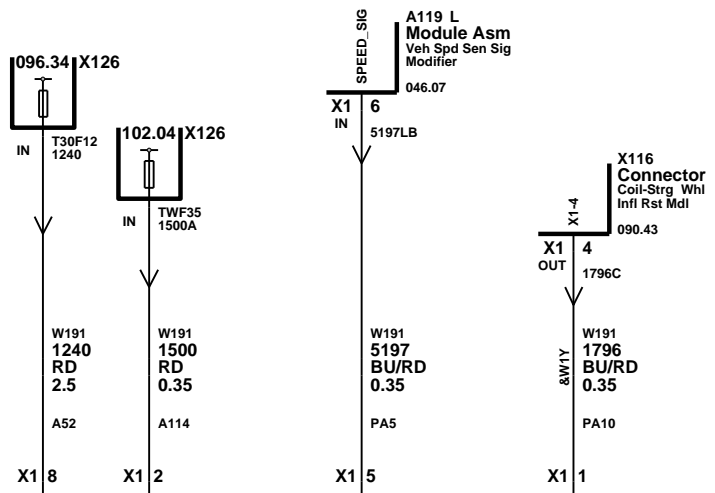
CODRIVER DOOR (RHD)

DRIVER DOOR (RHD)

CODRIVER DOOR (LHD)

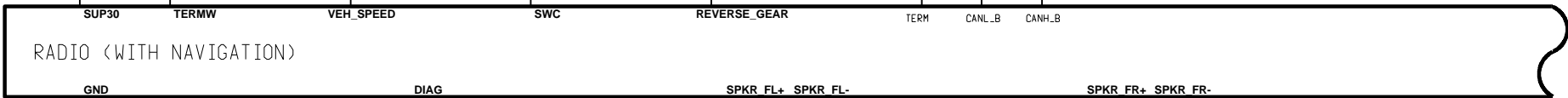


- 128.13 E106 L_PBV
- 128.22 E106 R_PBV
- 127.13 E106 L
- 127.22 E106 R
- 073.22 E124
- 126.10 A15
- 042.18 A112 A2
- 130.40 S32
- 130.50 K71
- 083.11 A139 B

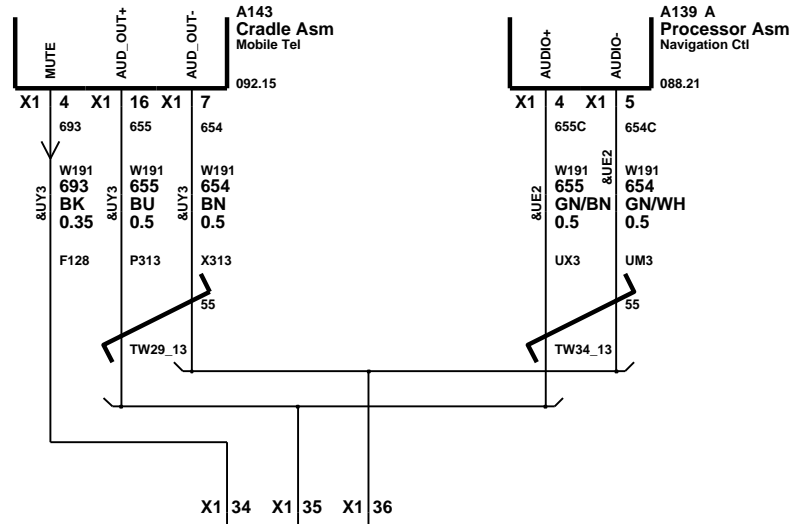


SEE SUBSYSTEM CAN-BUS

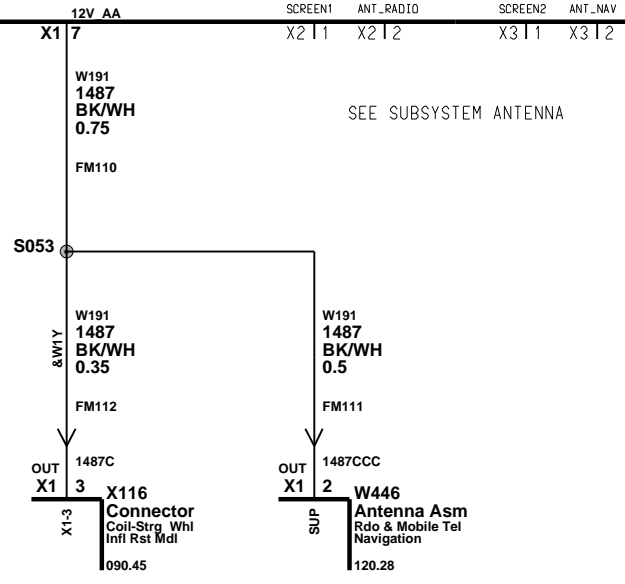
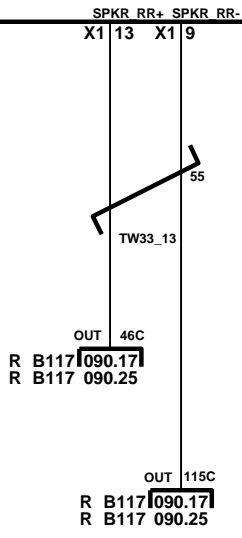
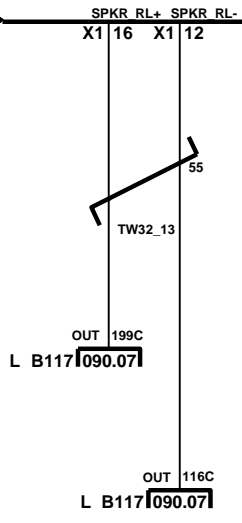
- X1 25
- X1 33
- X1 32



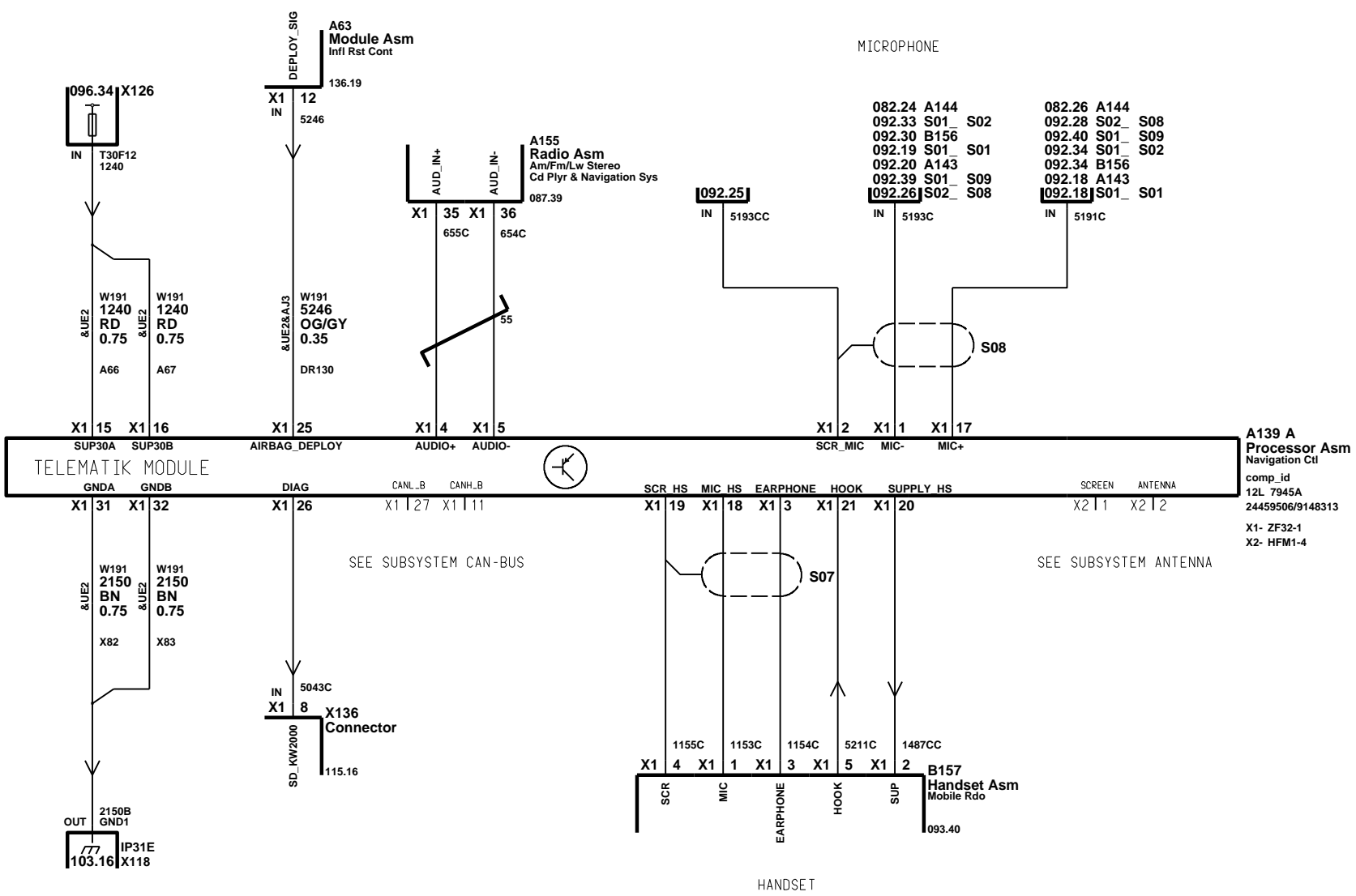
TELEPHONE



A155 Radio Asm
Am/Fm/Lw Stereo
Cd Plyr & Navigation
comp_id
12L 0093L
24433047/24433120
X1- ZF36-2
X2- HFM1-5
X3- HFM1-2

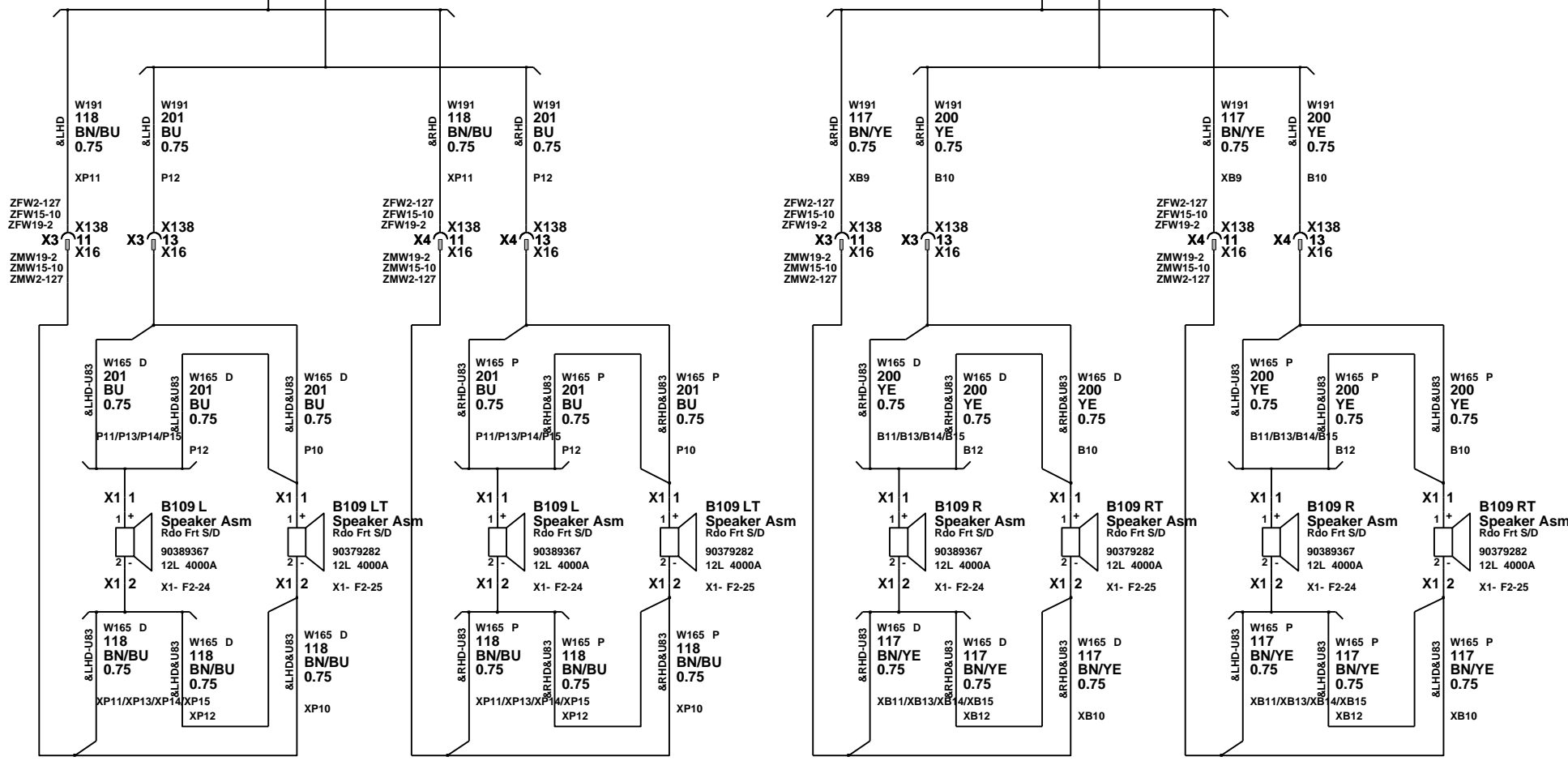
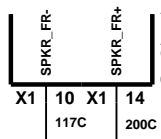
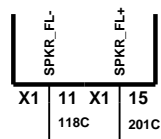


SEE SUBSYSTEM ANTENNA



A155
Radio Asm
 Am/Fm/Lw Stereo
 Cd Plyr & Navigation Sys
 086.27

A155
Radio Asm
 Am/Fm/Lw Stereo
 Cd Plyr & Navigation Sys
 086.39

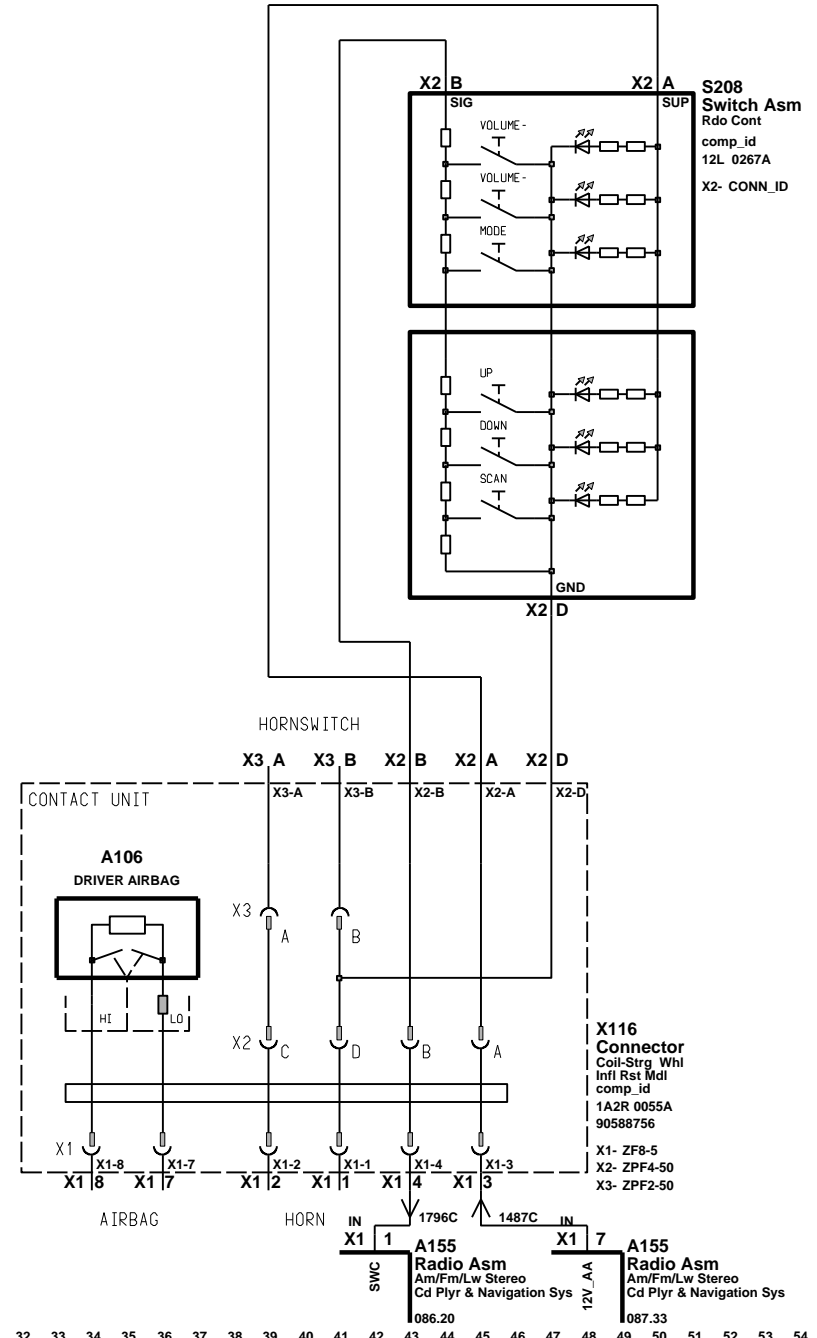
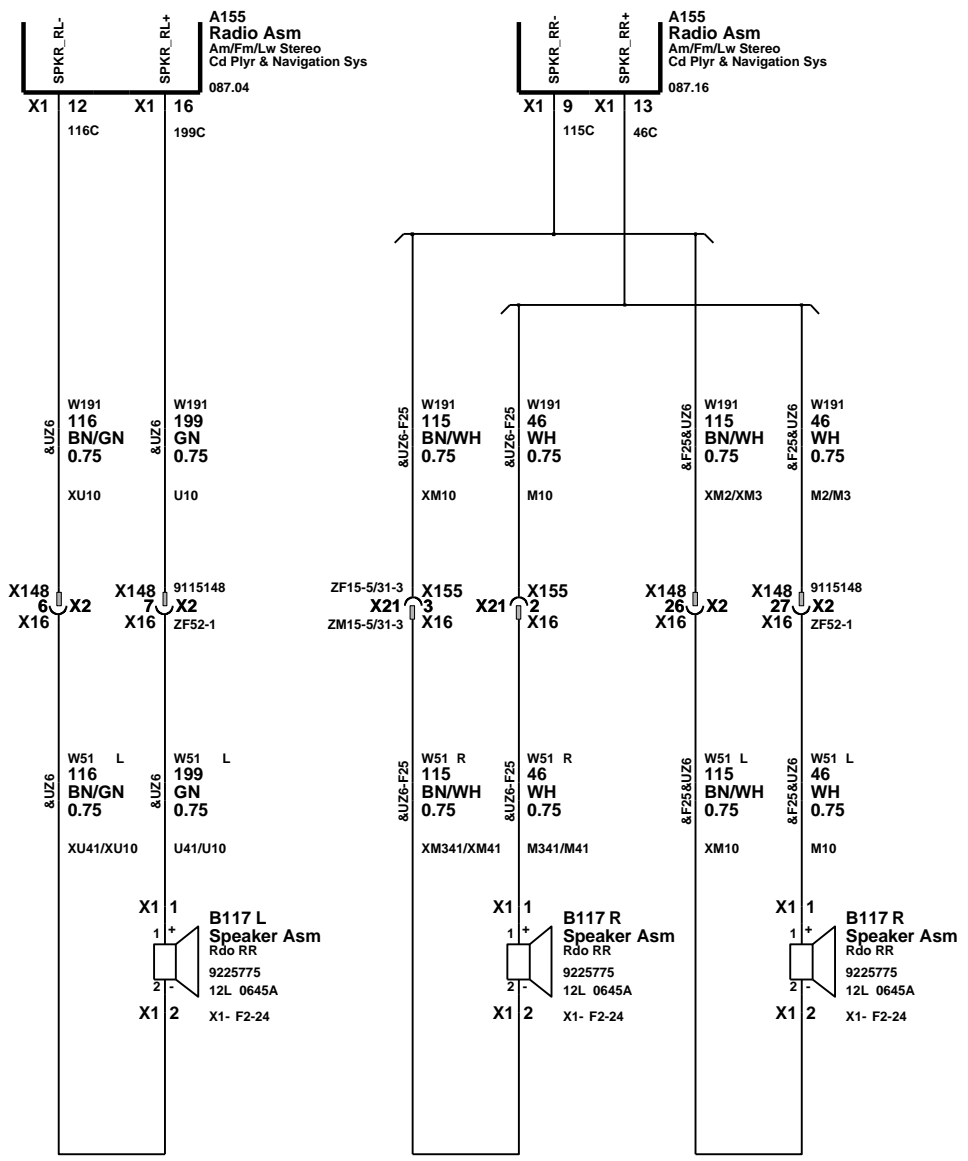


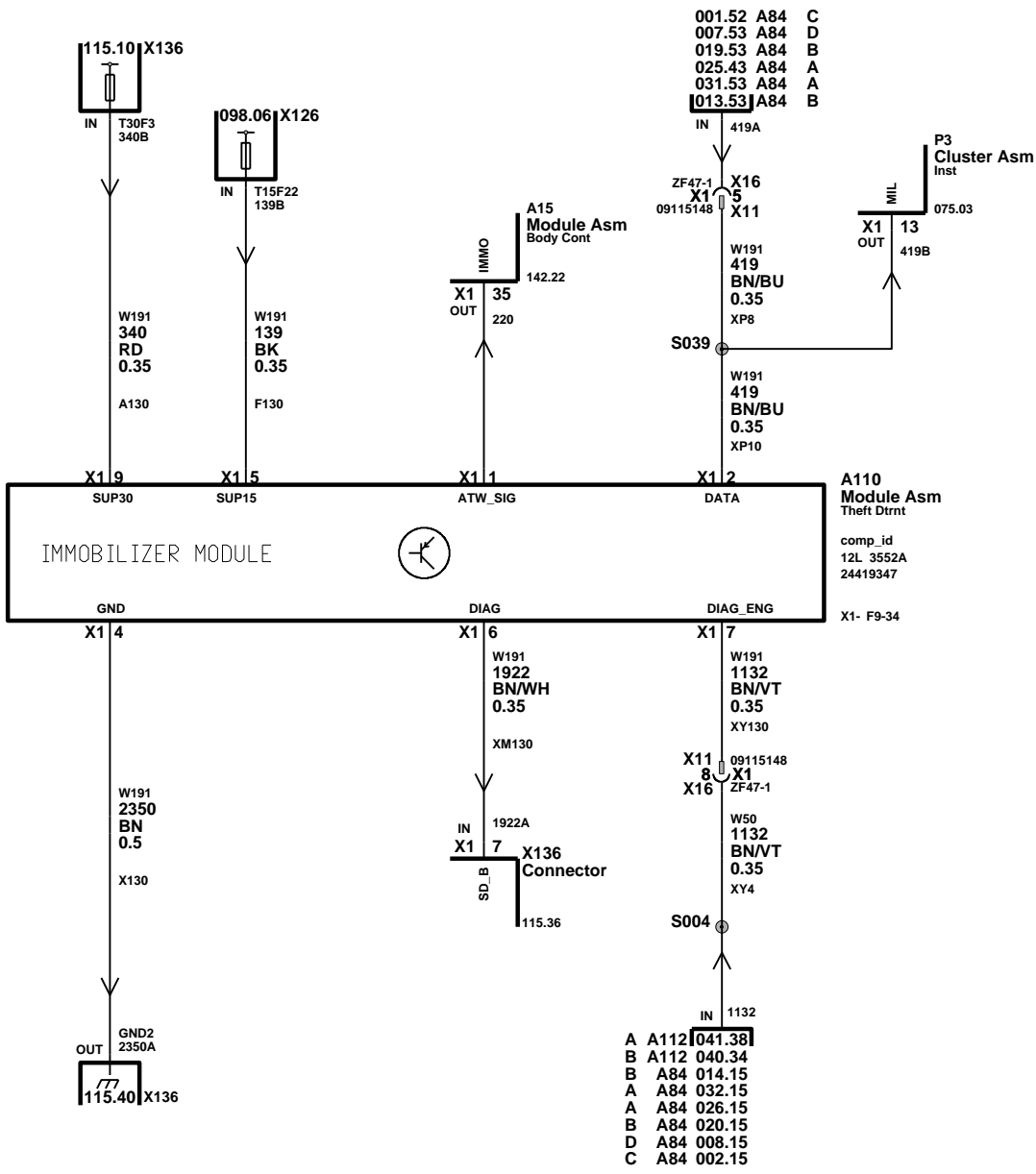
DRIVER DOOR (LHD)

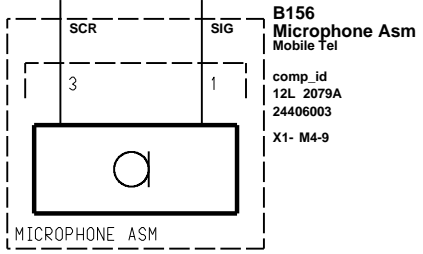
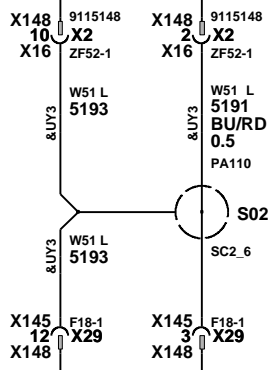
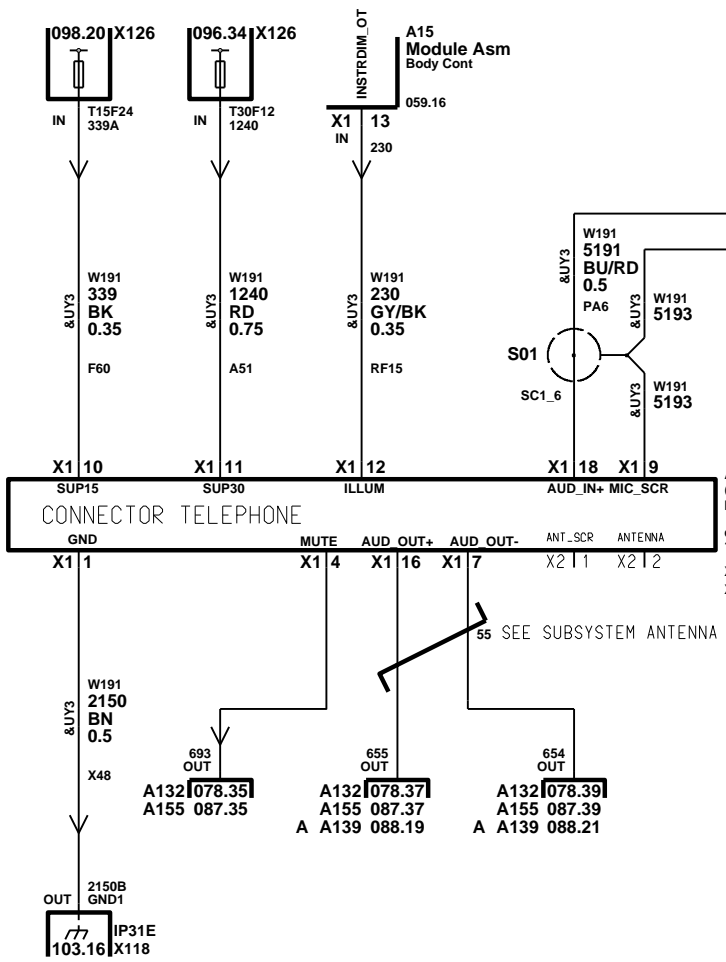
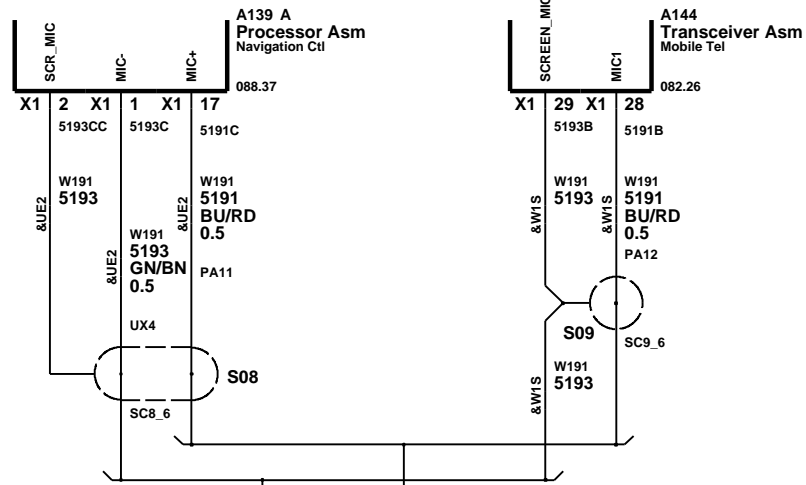
COdriver DOOR (RHD)

DRIVER DOOR (RHD)

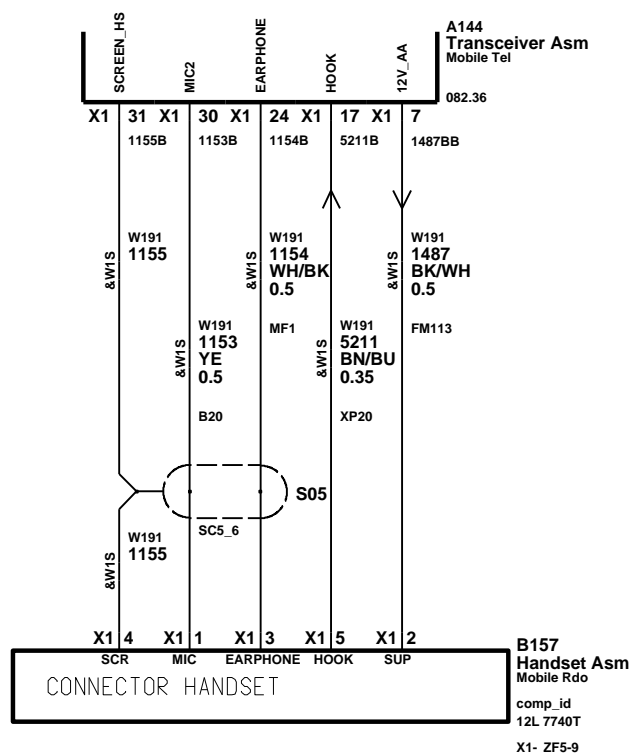
COdriver DOOR (LHD)



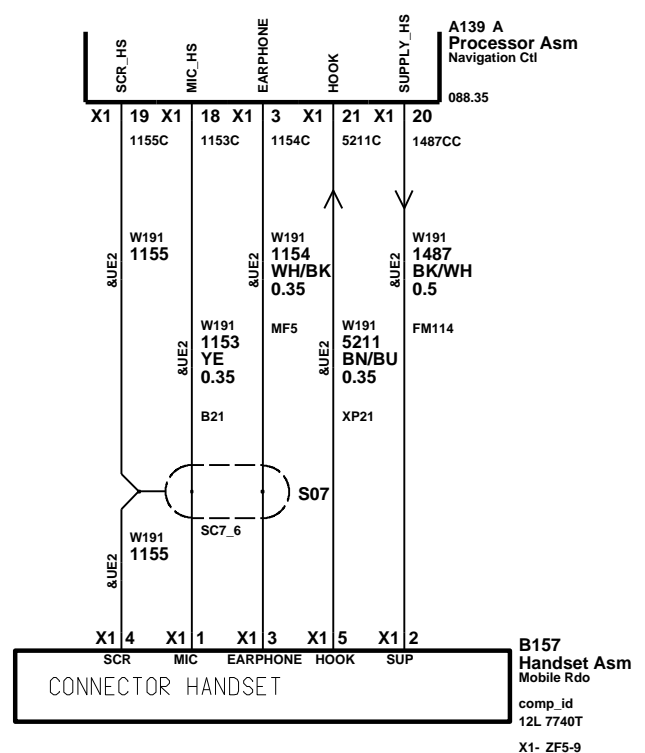


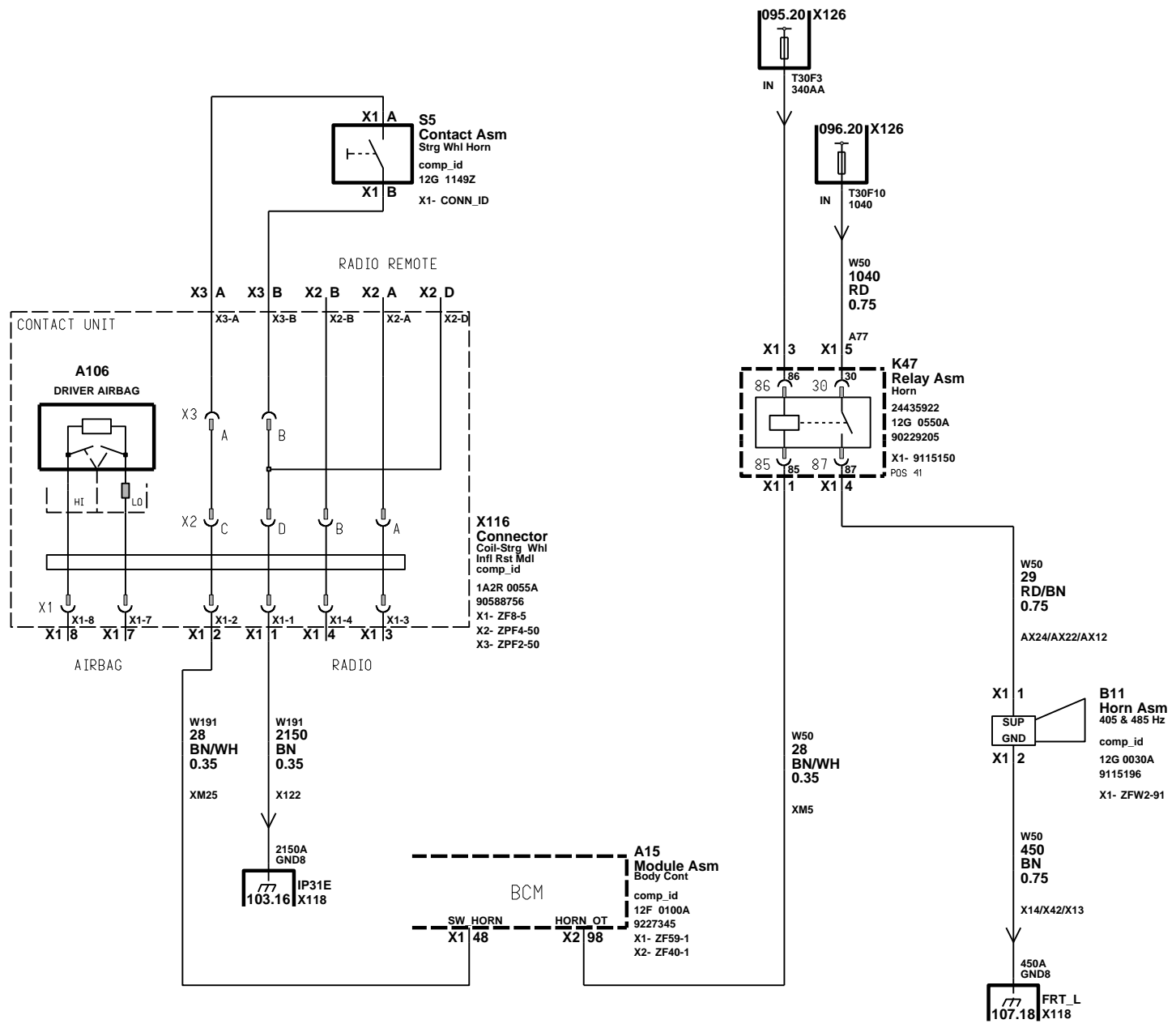


RADIO CARPHONE



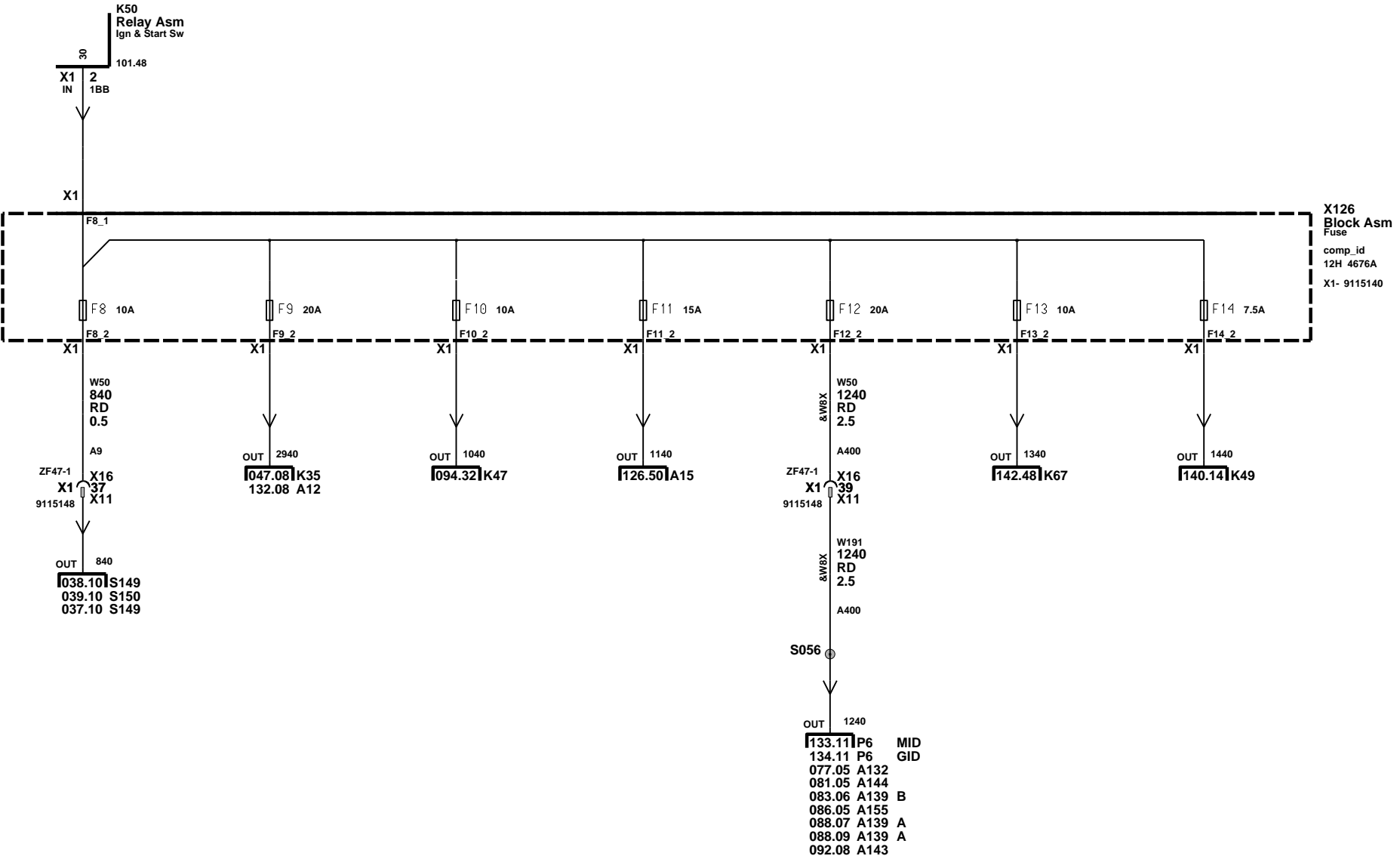
RADIO NAVIGATION



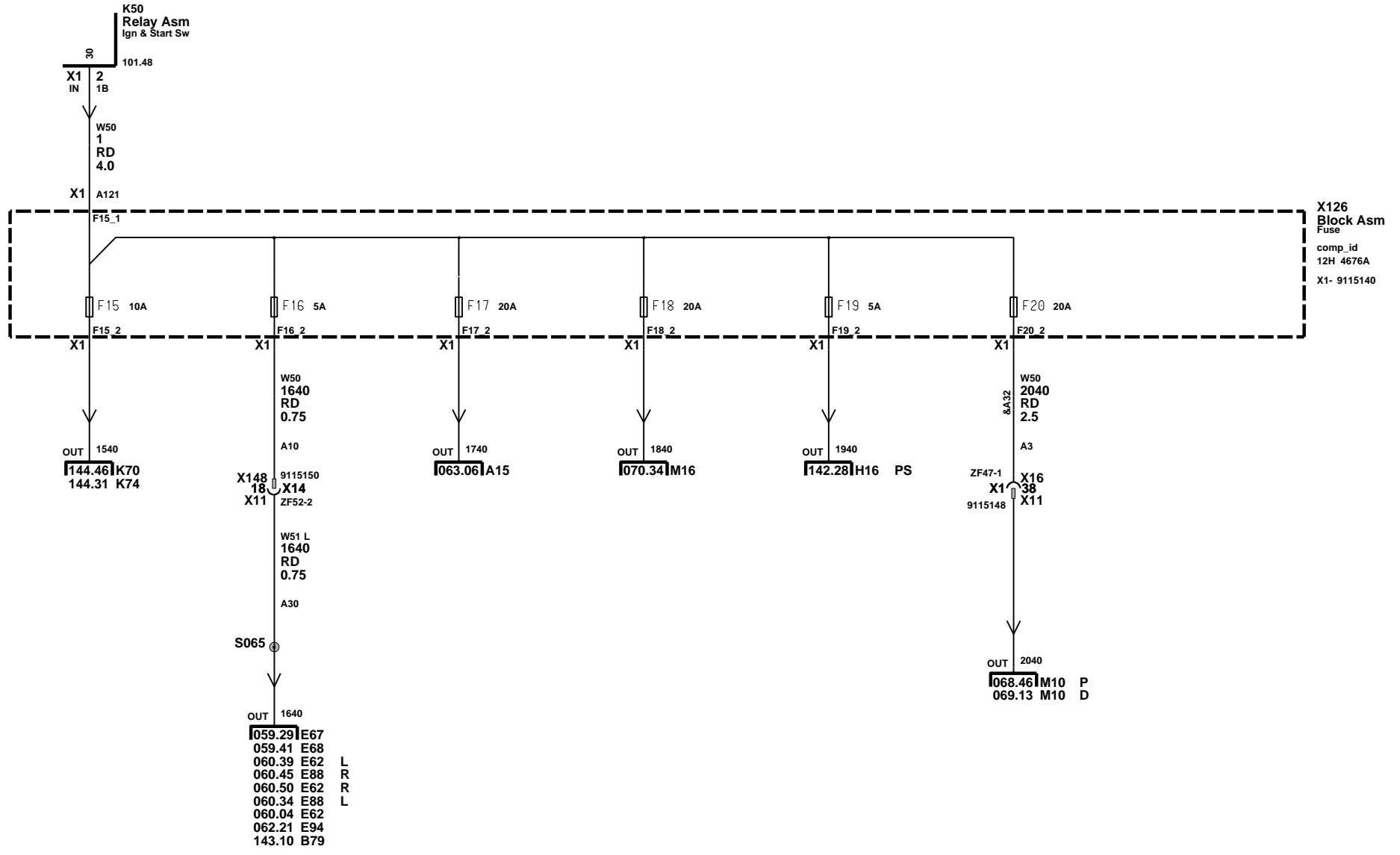


POWER DISTRIBUTION

BATT+ / SPLICE S016



BATT+ / SPLICE S016



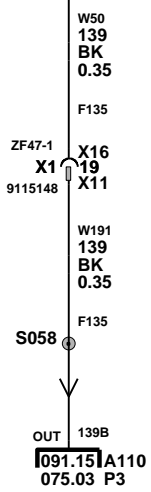
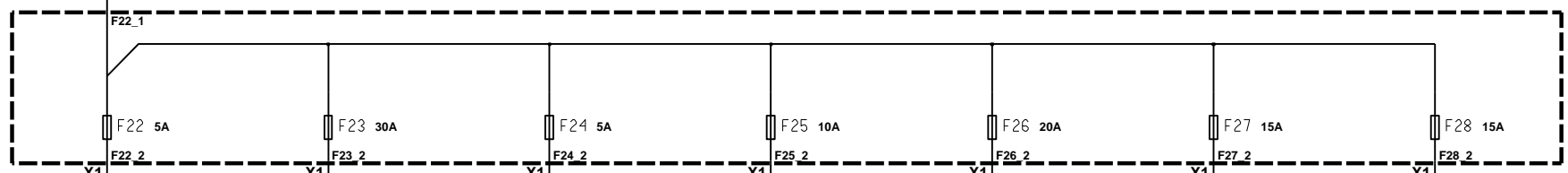
TERMINAL 15

K50
Relay Asm
Ign & Start Sw

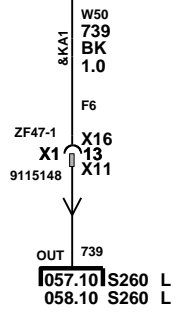
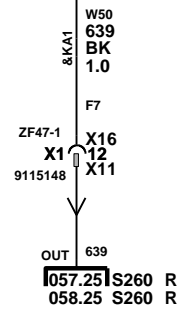
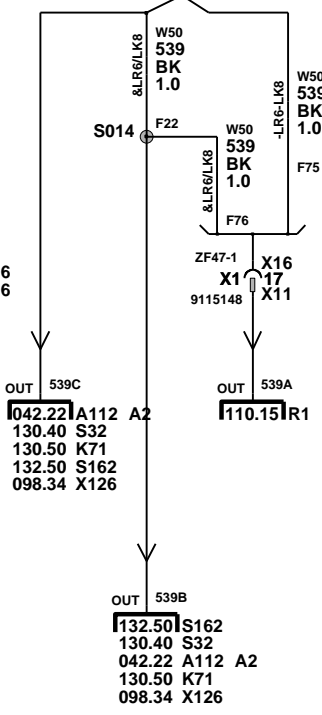
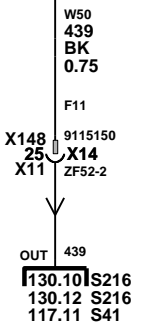
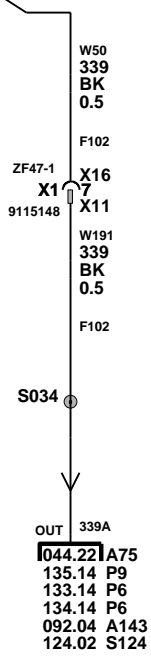
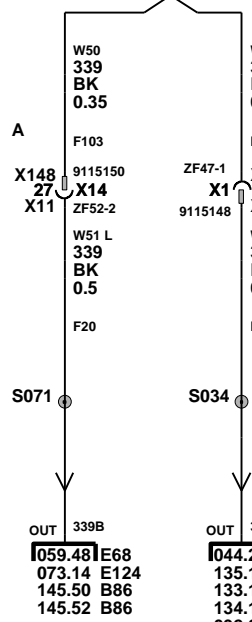
87
X1 IN 8 3
101.48

W50
3
BK
2.5
X1 F30

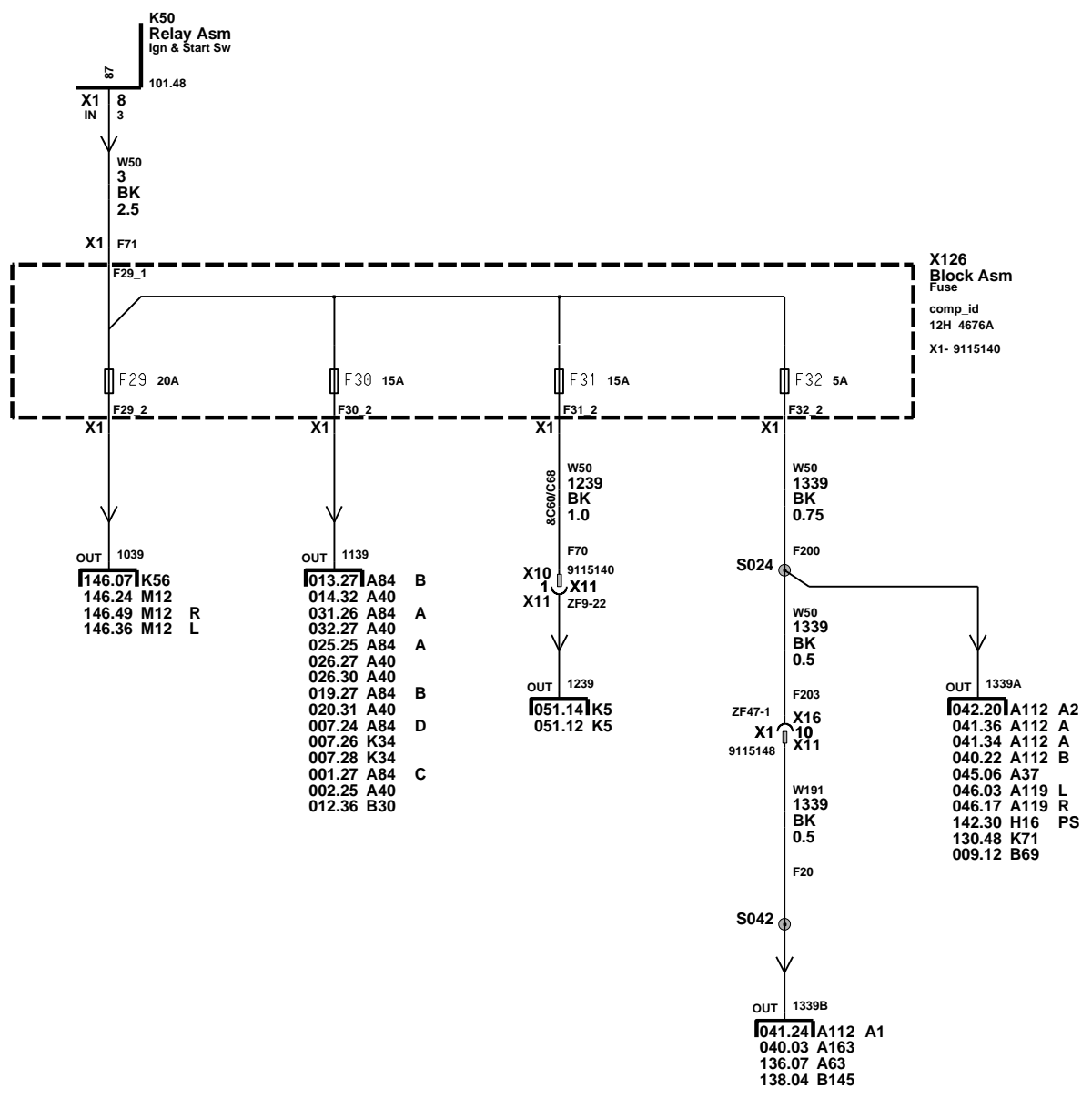
X126
Block Asm
Fuse
comp_id
12H 4676A
X1- 9115140



OUT 239
145.08 K69
145.35 M17



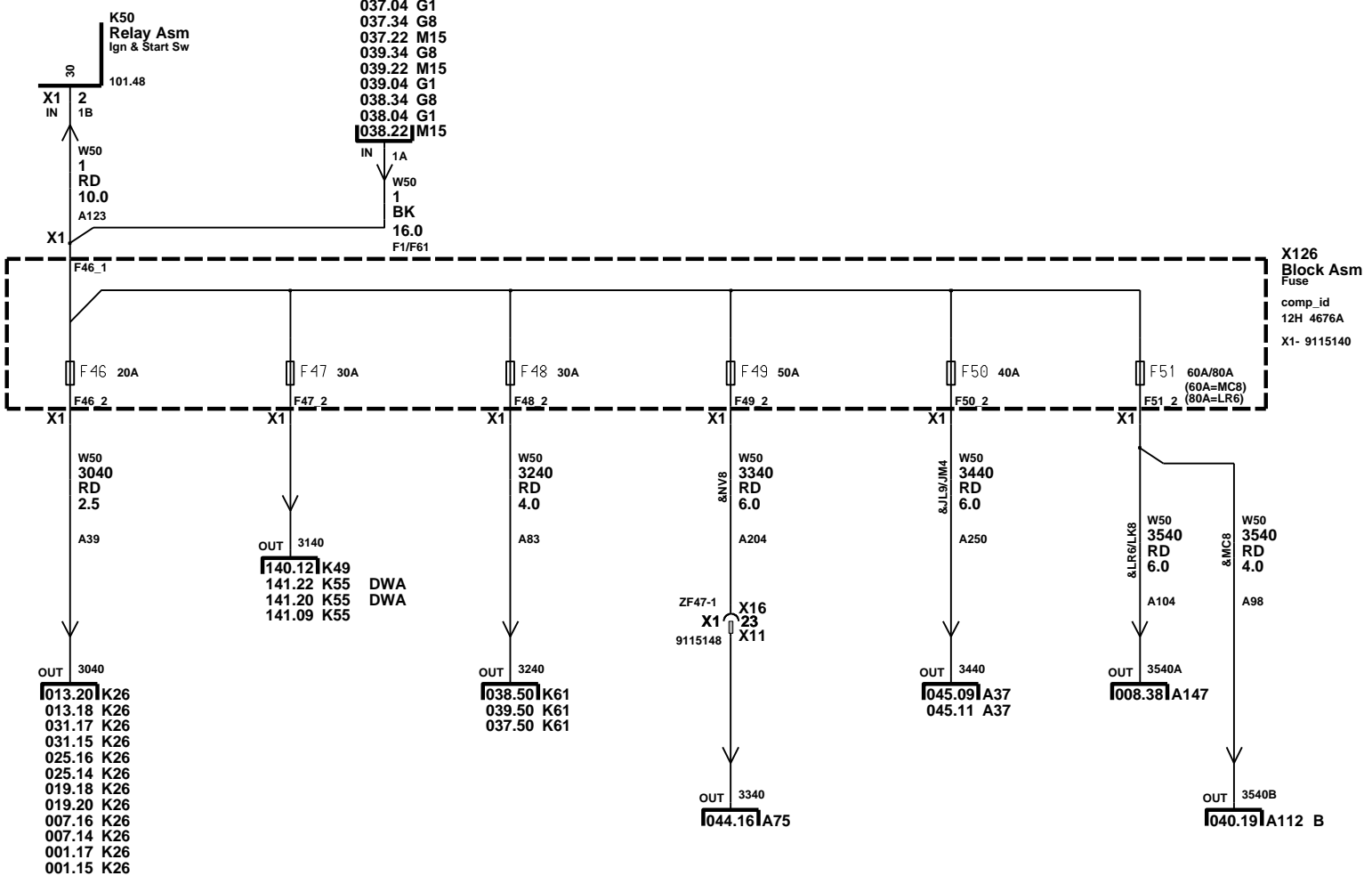
TERMINAL 15



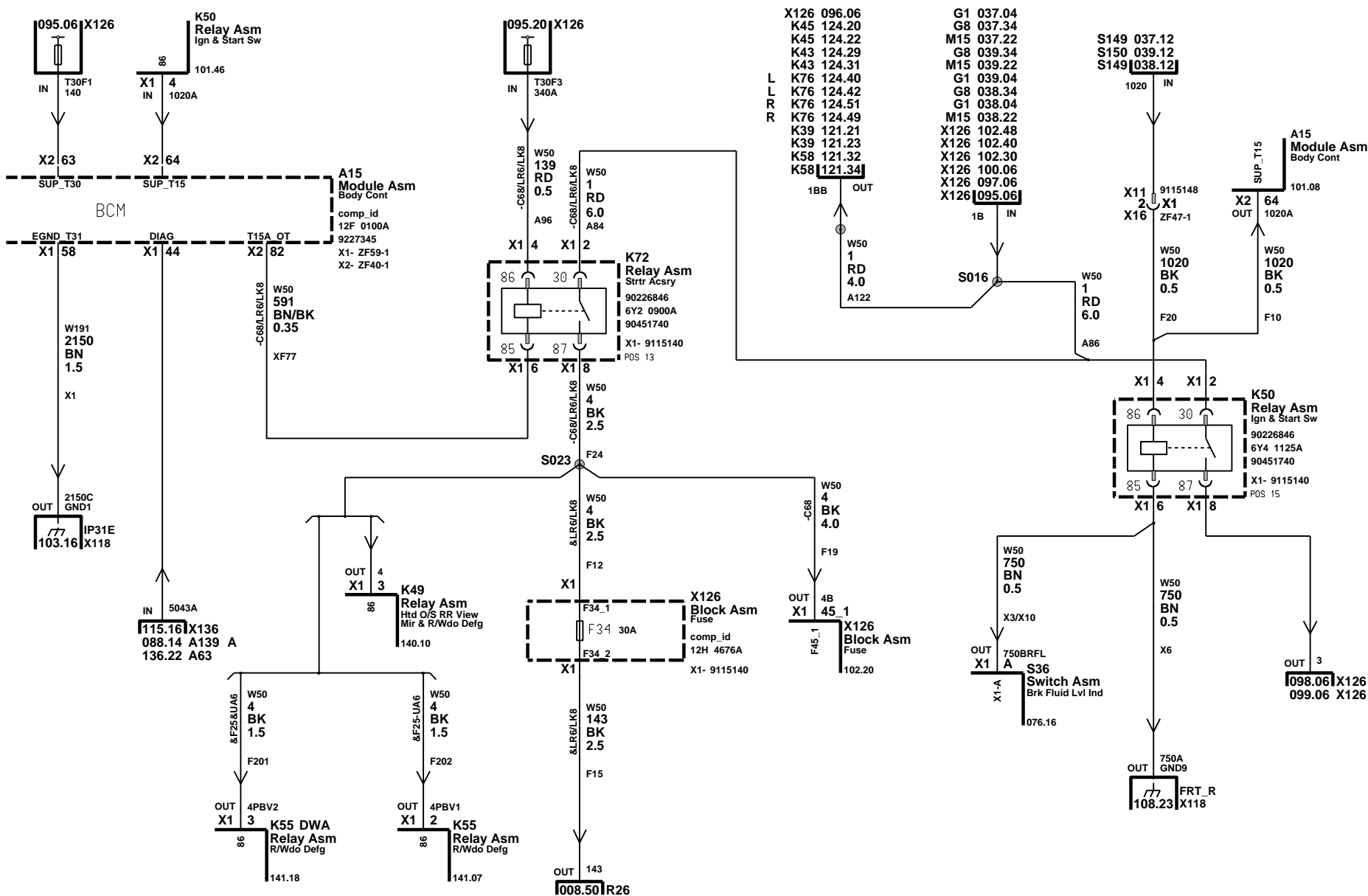
POWER DISTRIBUTION

BATT+ / SPLICE S016

BATTERY+



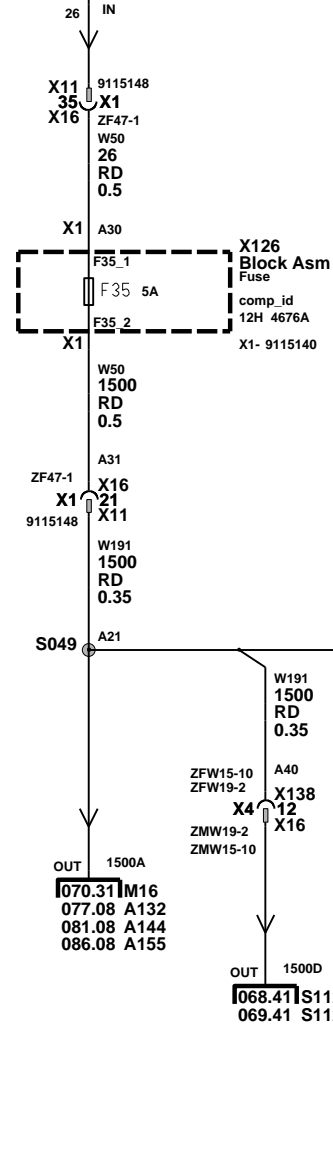
POWER DISTRIBUTION



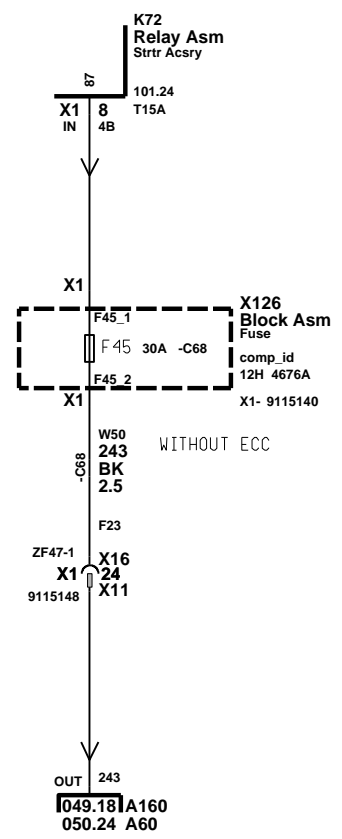
- | | | |
|-------------|-------------|-------------|
| X126 096.06 | G1 037.04 | S149 037.12 |
| K45 124.20 | G8 037.34 | S150 039.12 |
| K45 124.22 | M15 037.22 | S149 038.12 |
| K43 124.29 | G8 039.34 | |
| K43 124.31 | M15 039.22 | |
| K76 124.40 | G1 039.04 | |
| K76 124.42 | G8 038.34 | |
| K76 124.51 | G1 038.04 | |
| K76 124.49 | M15 038.22 | |
| K39 121.21 | X126 102.48 | |
| K39 121.23 | X126 102.40 | |
| K58 121.32 | X126 102.30 | |
| K58 121.34 | X126 100.06 | |
| | X126 097.06 | |
| | X126 095.06 | |

Sheet 101 of 146

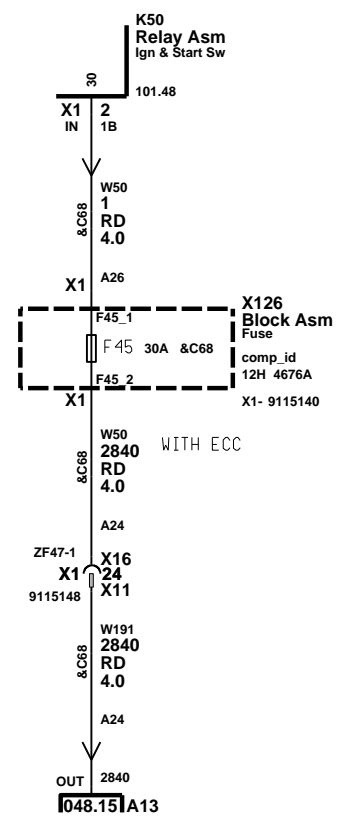
S149 037.10
 A15 037.34
 S150 039.07
 A15 039.34
 S150 039.10
 A15 038.34
 S149 038.10



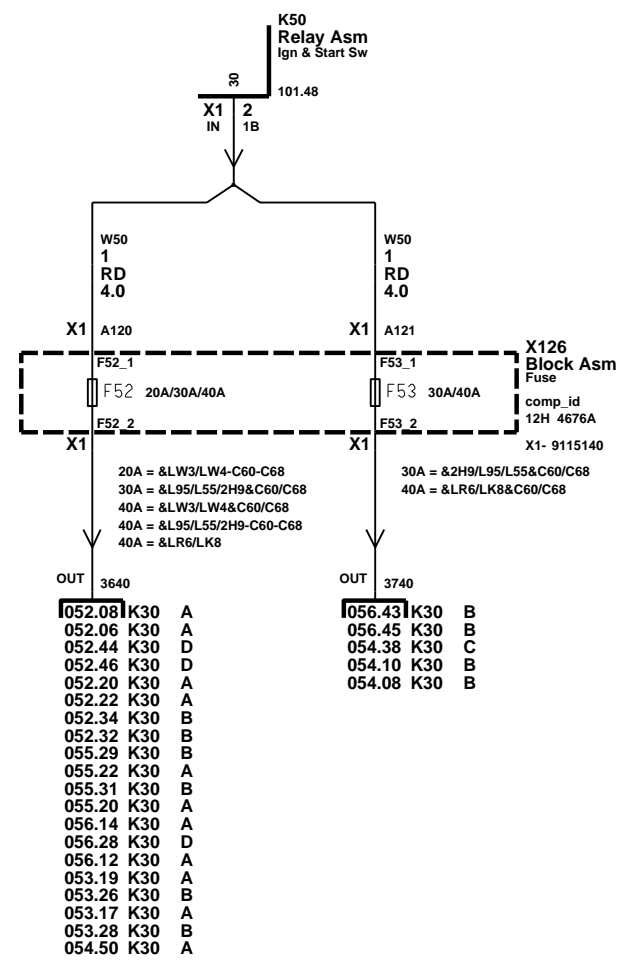
TERMINAL 15A

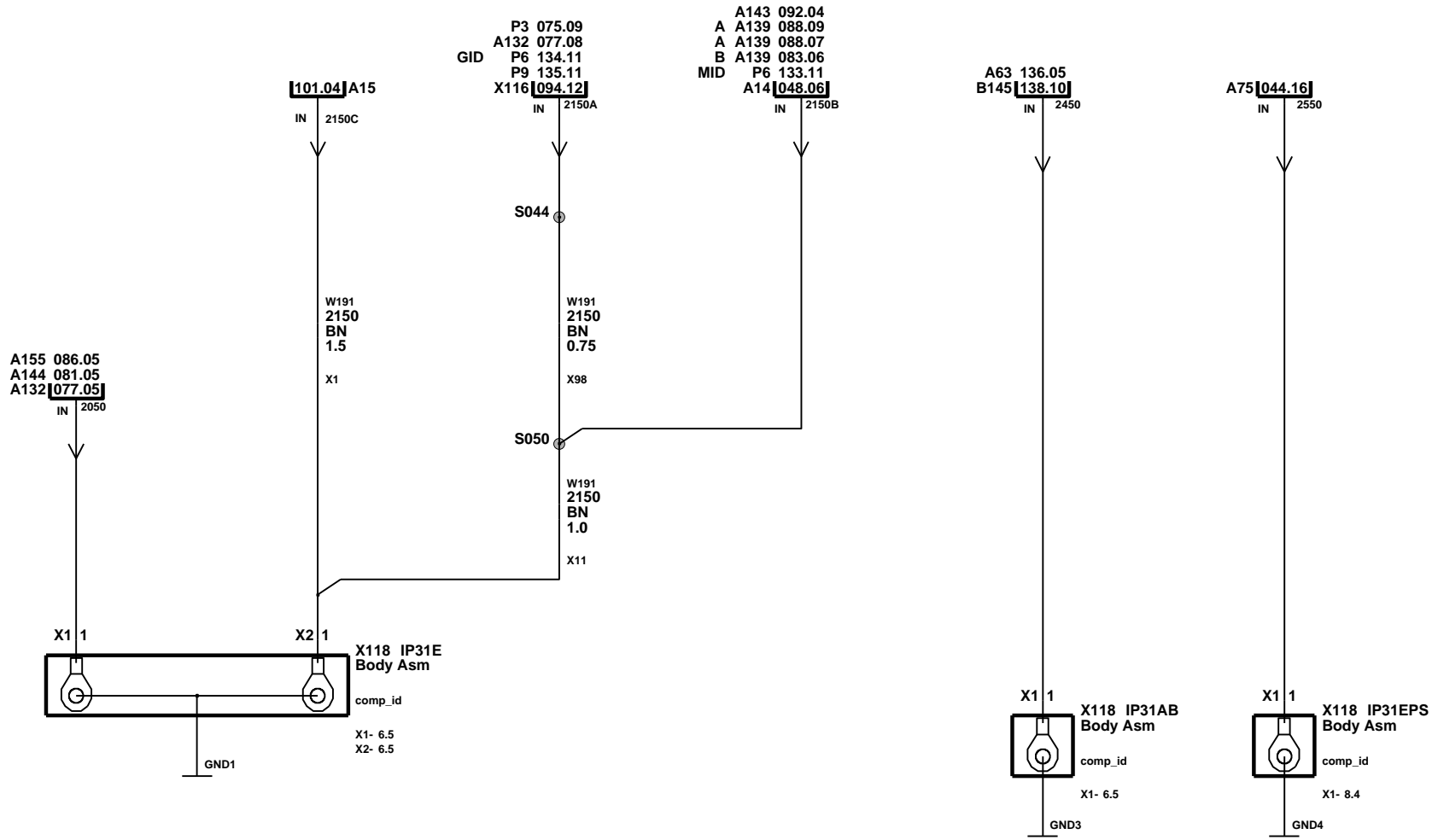


BATT+ / SPLICE S016



BATT+ / SPLICE S016





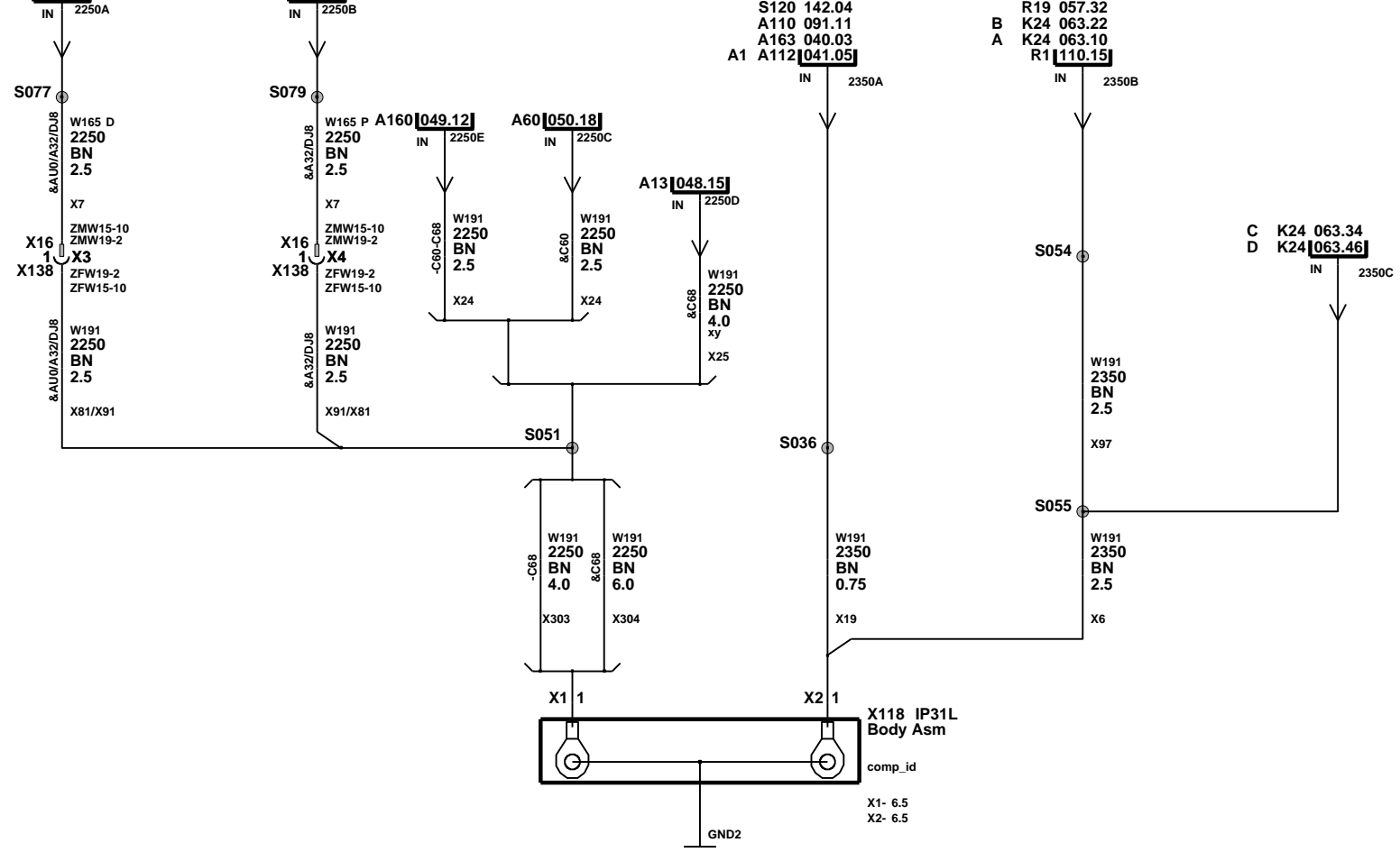
- D Y13 064.37
- D Y13 064.15
- S169 072.07
- D M11 072.22
- S169 071.07
- D M11 071.22
- D S112 069.14
- D M10 069.13
- D S112 068.14
- D M10 **068.13**

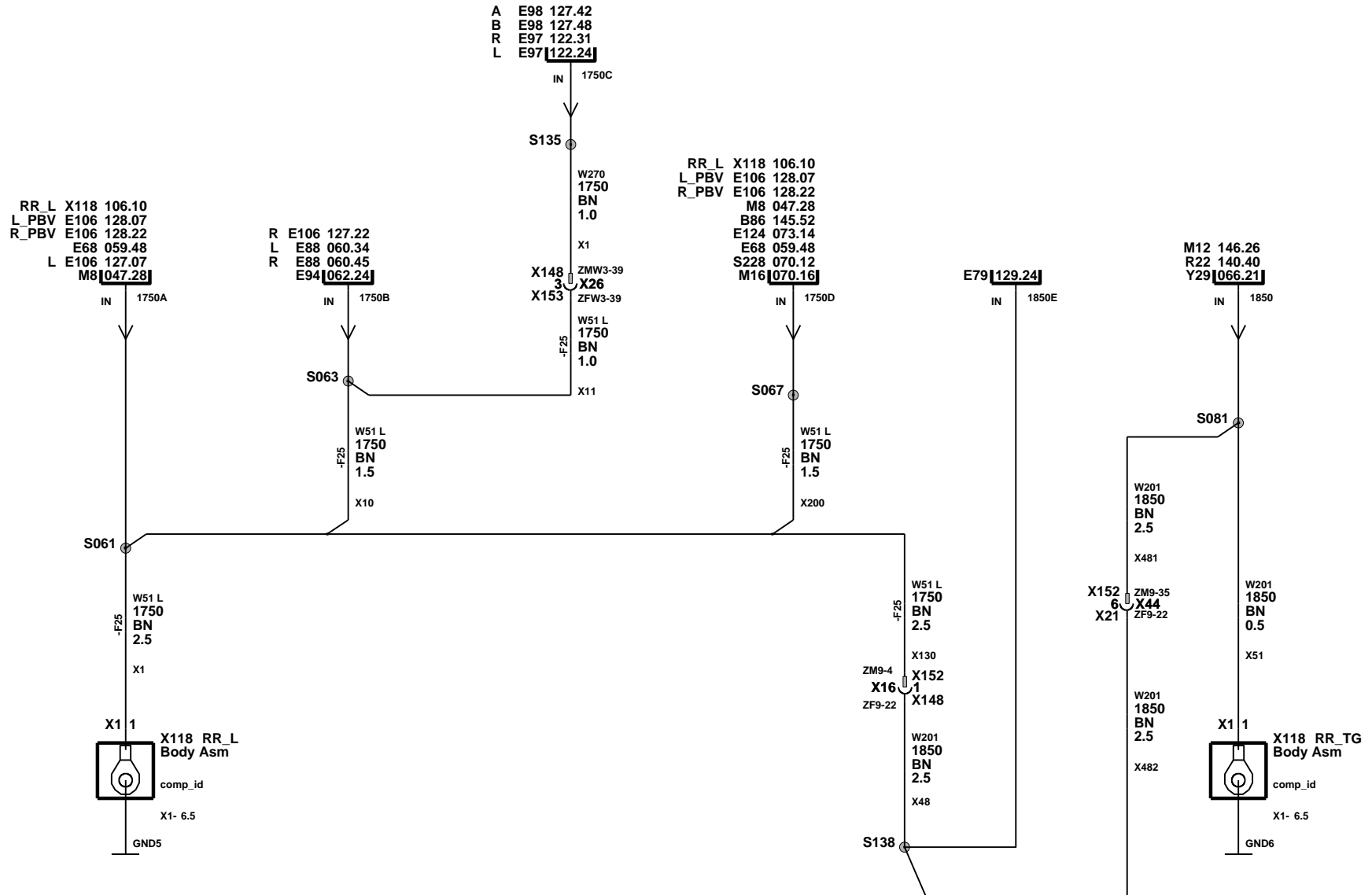
- P M11 072.45
- P M11 071.45
- P M10 069.46
- P S112 069.44
- P M10 068.46
- P S112 **068.44**

- L S260 058.14
- R S260 058.29
- L S260 057.14
- R S260 057.29
- Y128 076.09
- S124 124.02
- X136 115.44
- X136 115.40
- A14 048.04
- S120 142.04
- A110 091.11
- A163 040.03
- A1 A112 **041.05**

- R19 058.17
- R14 058.32
- R14 057.17
- R19 057.32
- K24 063.22
- K24 063.10
- R1 **110.15**

- C K24 063.34
- D K24 **063.46**

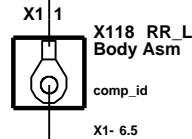
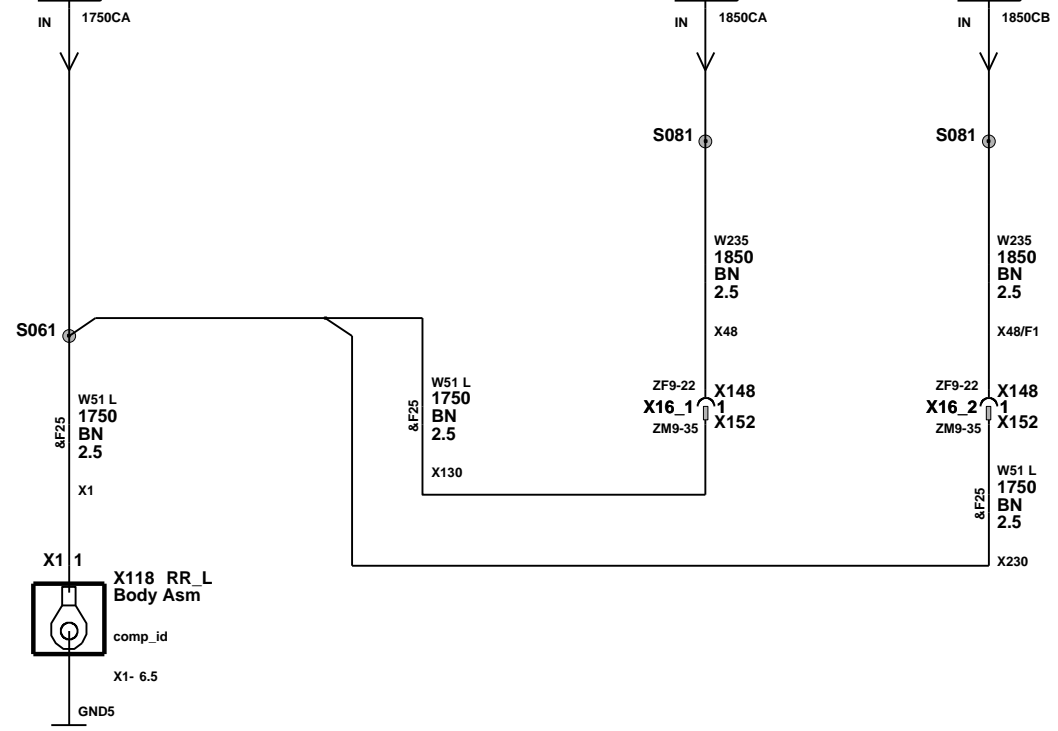


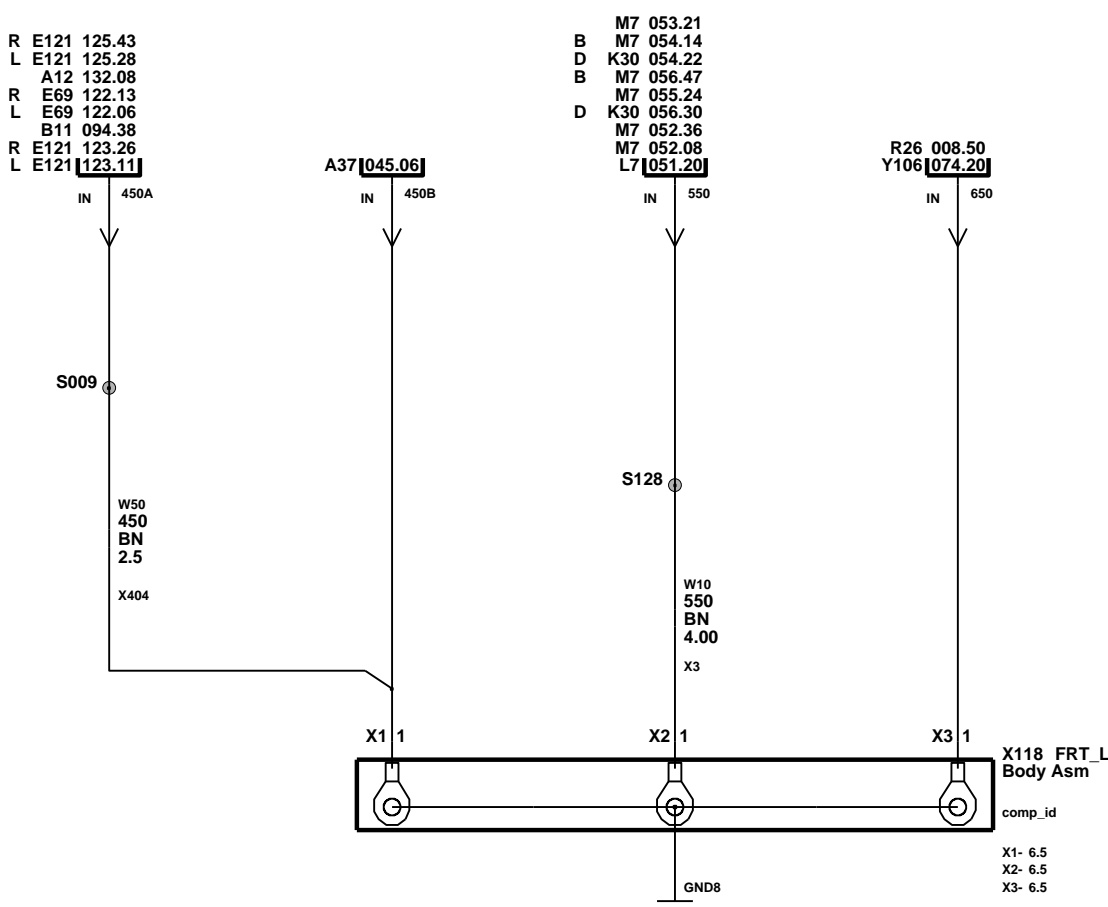


B86 145.52
 E124 073.14
 S228 070.12
 M16 070.16
 RR_TG X118 105.46
 RR_L X118 105.06
 L E106 127.07
 L_PBV E106 128.07
 R_PBV E106 128.22
 E68 059.48
 M8 **047.28**

PBV1 E98 128.42
 PBV2 E98 128.48
 PBV1 E79 129.36
 L M12 146.38
 L R22 **141.44**

PBV2 E79 129.44
 R M12 146.51
 R R22 141.50
 PBV Y29 **067.21**



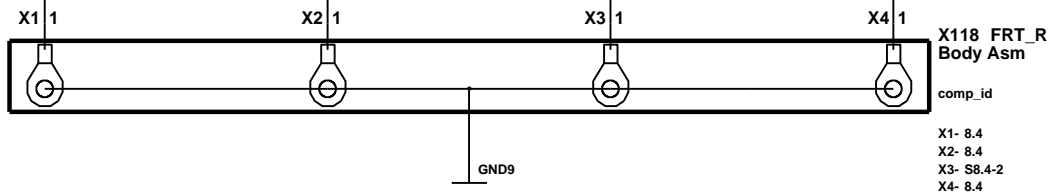




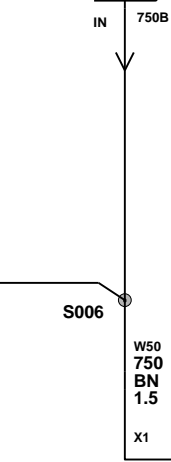
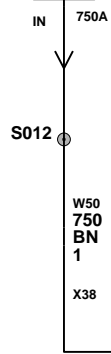


- S36 076.16
- A2 A112 042.16
- B A112 040.25
- K50 101.46
- A147 008.32
- K61 037.48
- S135 142.12
- S03 S02_ 045.24
- S02 S04_ 045.33
- S01 S02_ 045.19
- L A119 046.08
- R A119 046.17
- A A112 042.41
- A A112 042.43
- K61 039.48
- K61 **038.48**

- L E55 129.05
- R E55 129.12
- K74 144.33
- K70 144.48
- PS H16 142.32
- H16 142.48
- A2 A112 **042.14**

- STARTER X118 109.18
- B A112 040.45
- BATRHD X118 109.05
- G1 037.04
- G1 039.04
- G1 **038.04**

- G1 038.04
- B A112 **040.45**

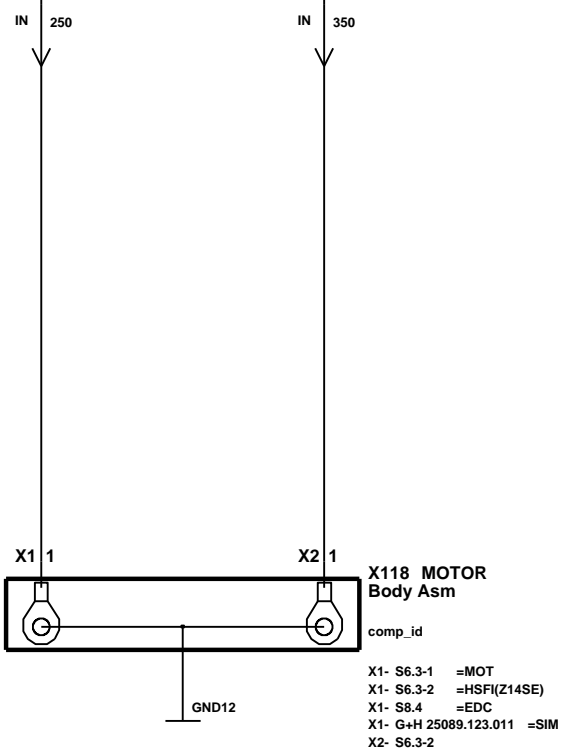

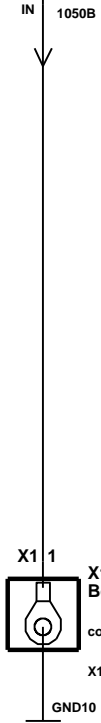


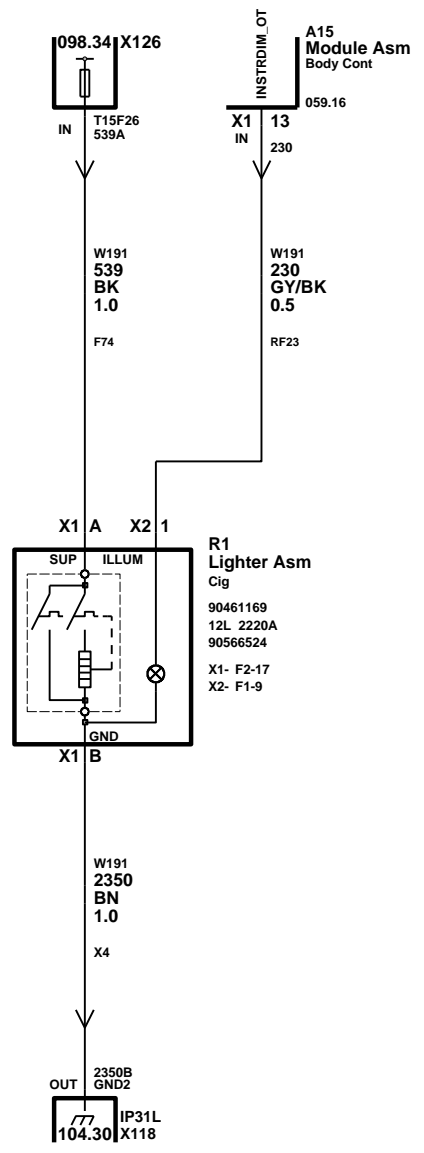
STARTER X118 109.18
 B A112 040.45
 FRT_R X118 108.39
 G1 037.04
 G1 039.04
 G1 **038.04**

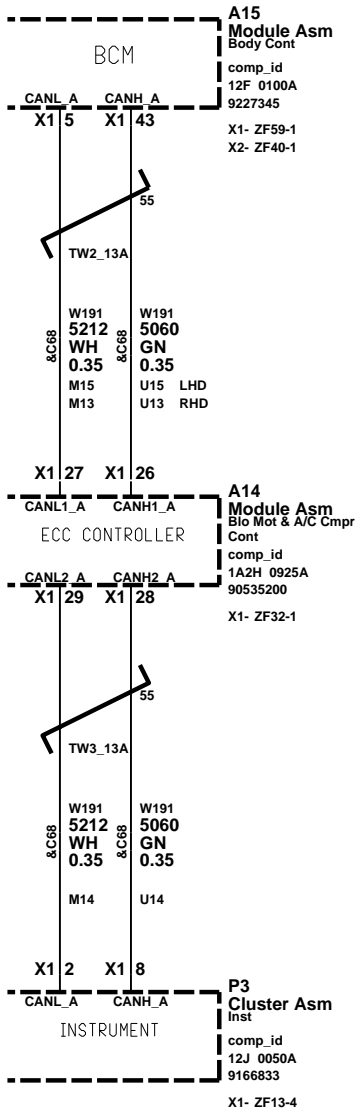
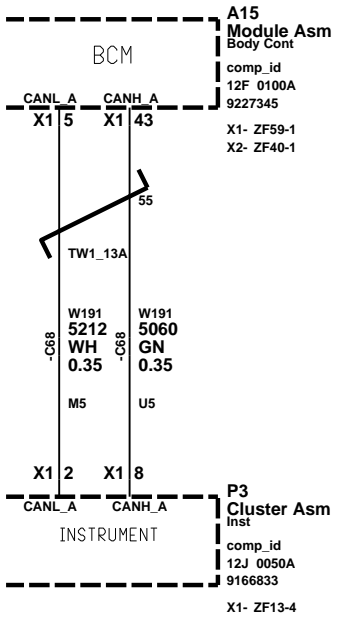
B A112 040.45
 BATRHD X118 109.05
 FRT_R X118 108.39
 G1 037.04
 G1 039.04
 G1 **038.04**

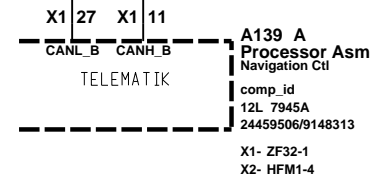
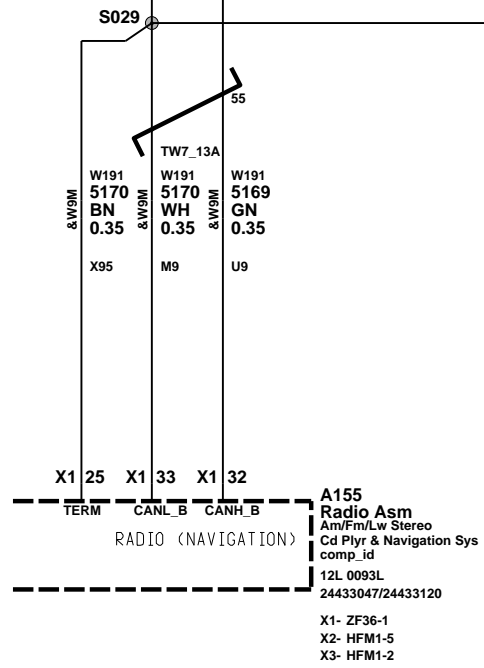
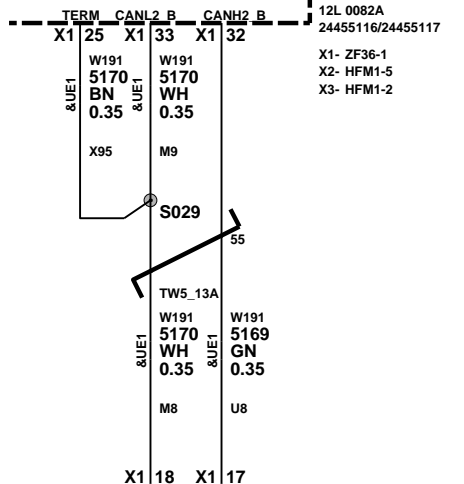
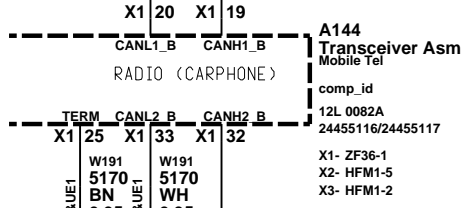
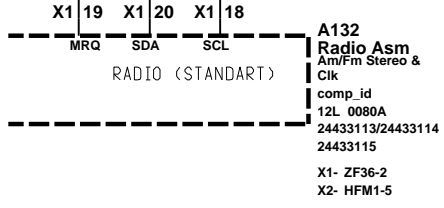
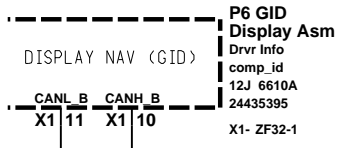
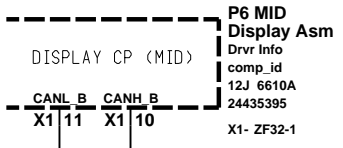
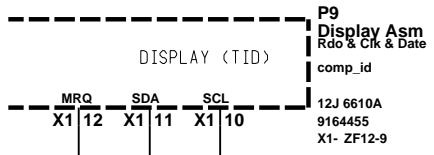
002.03 A84 C
 012.49 A84 D
 012.22 A84 D1
 012.38 B30
 012.47 A84 D
 012.45 A84 D
 012.19 A84 D1
 012.28 A84 D1
 020.03 A84 B
014.03 A84 B

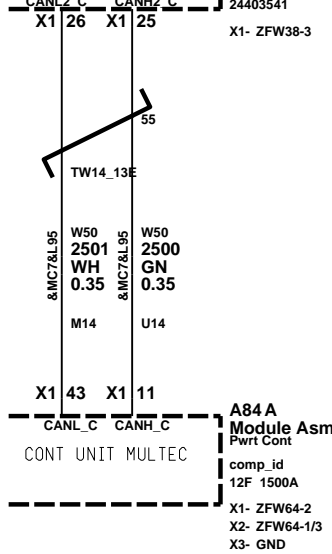
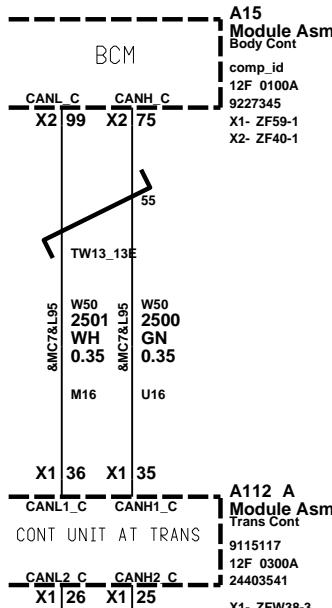
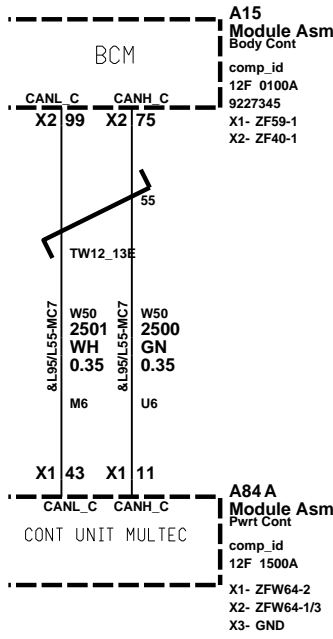
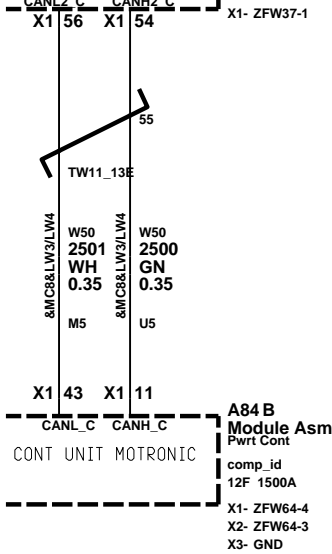
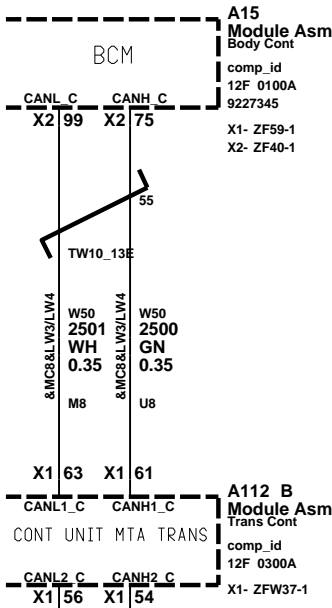
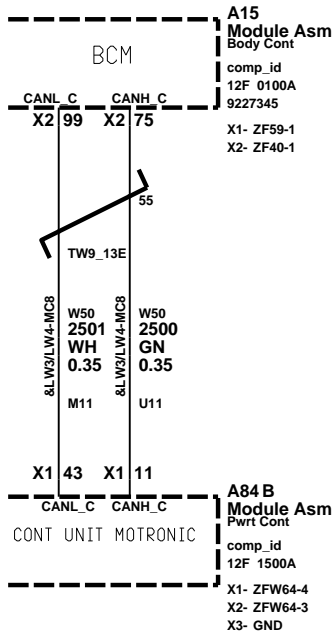
020.33 A40
 032.29 A40
014.34 A40

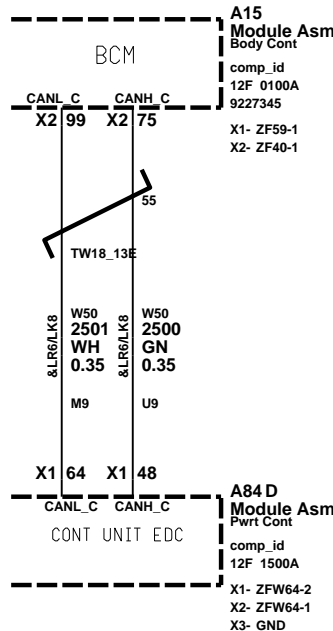
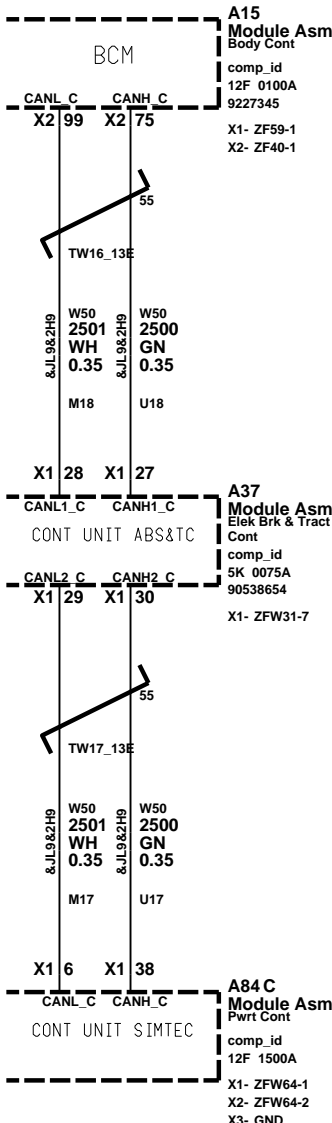
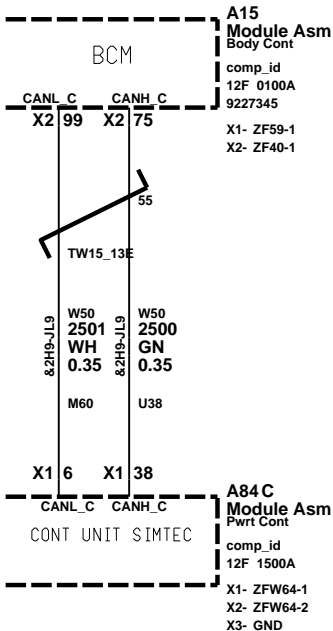


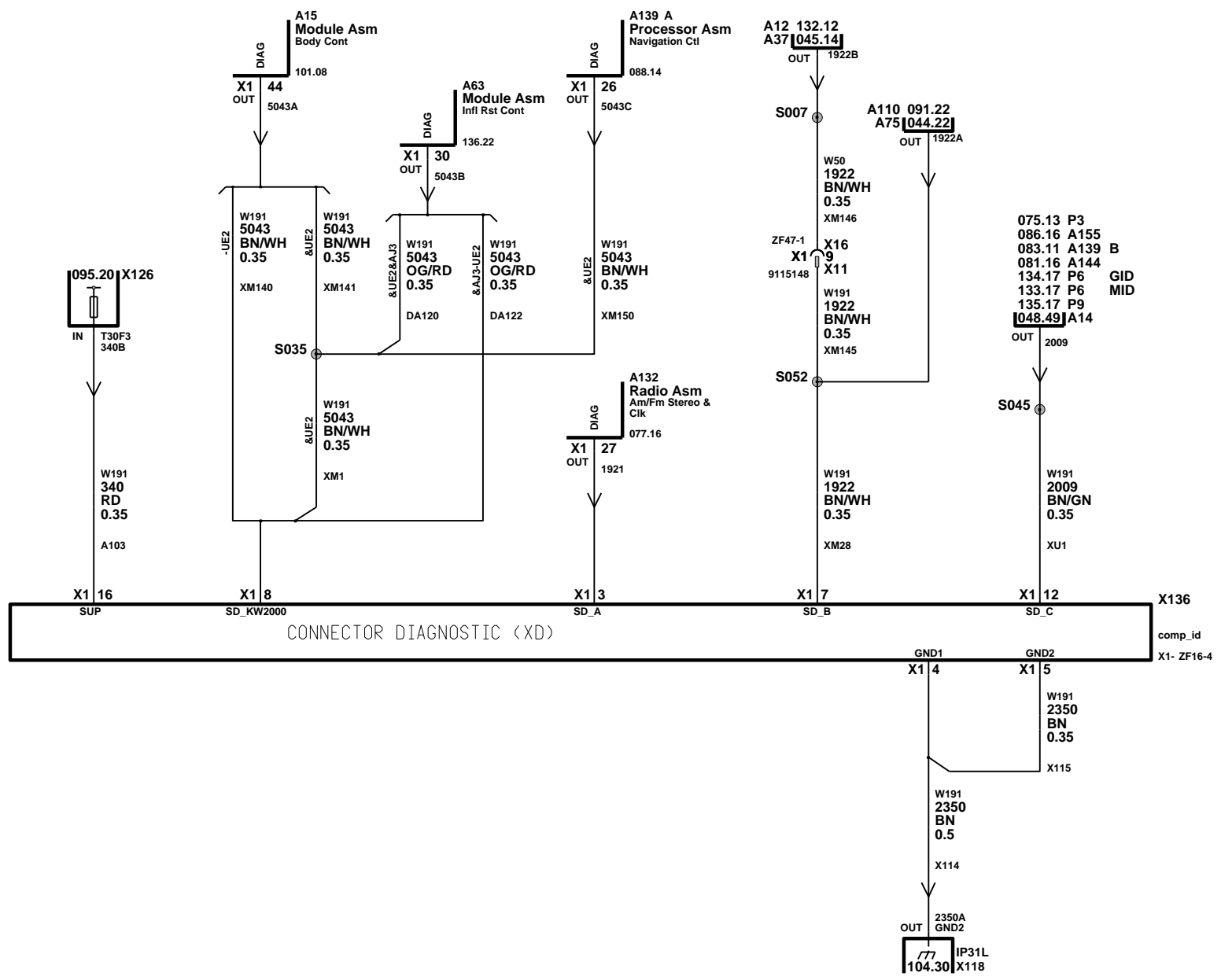


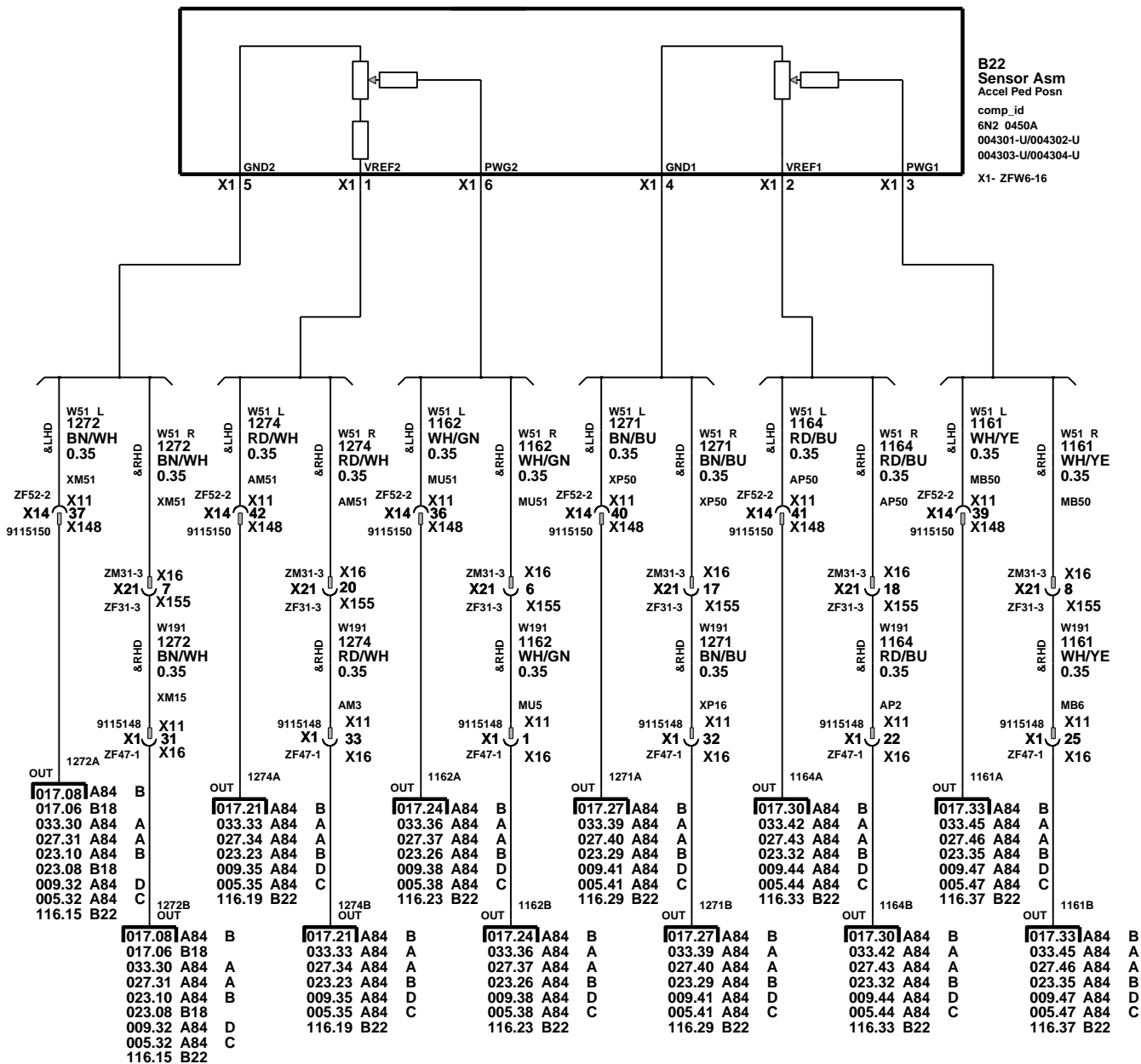




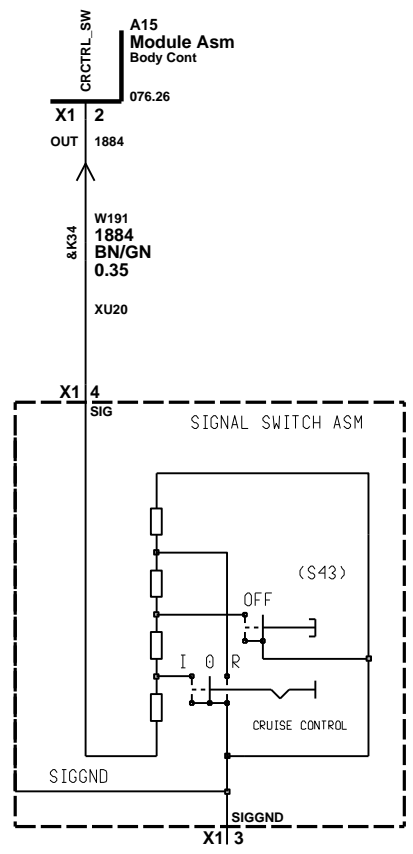
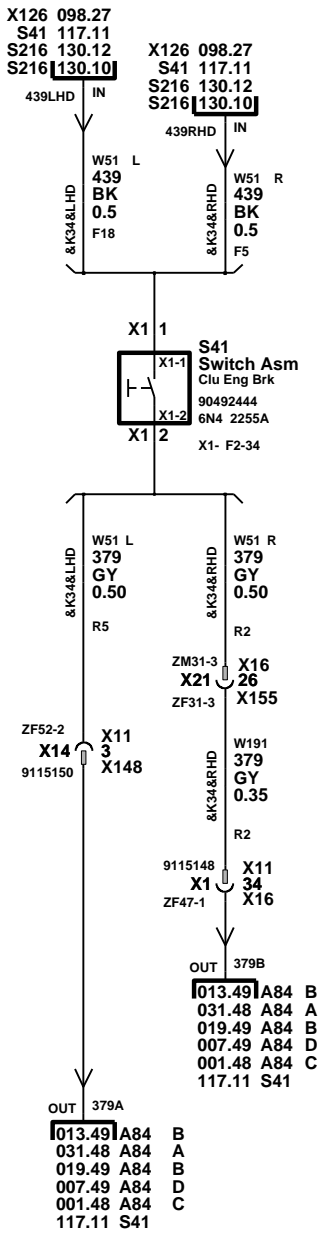




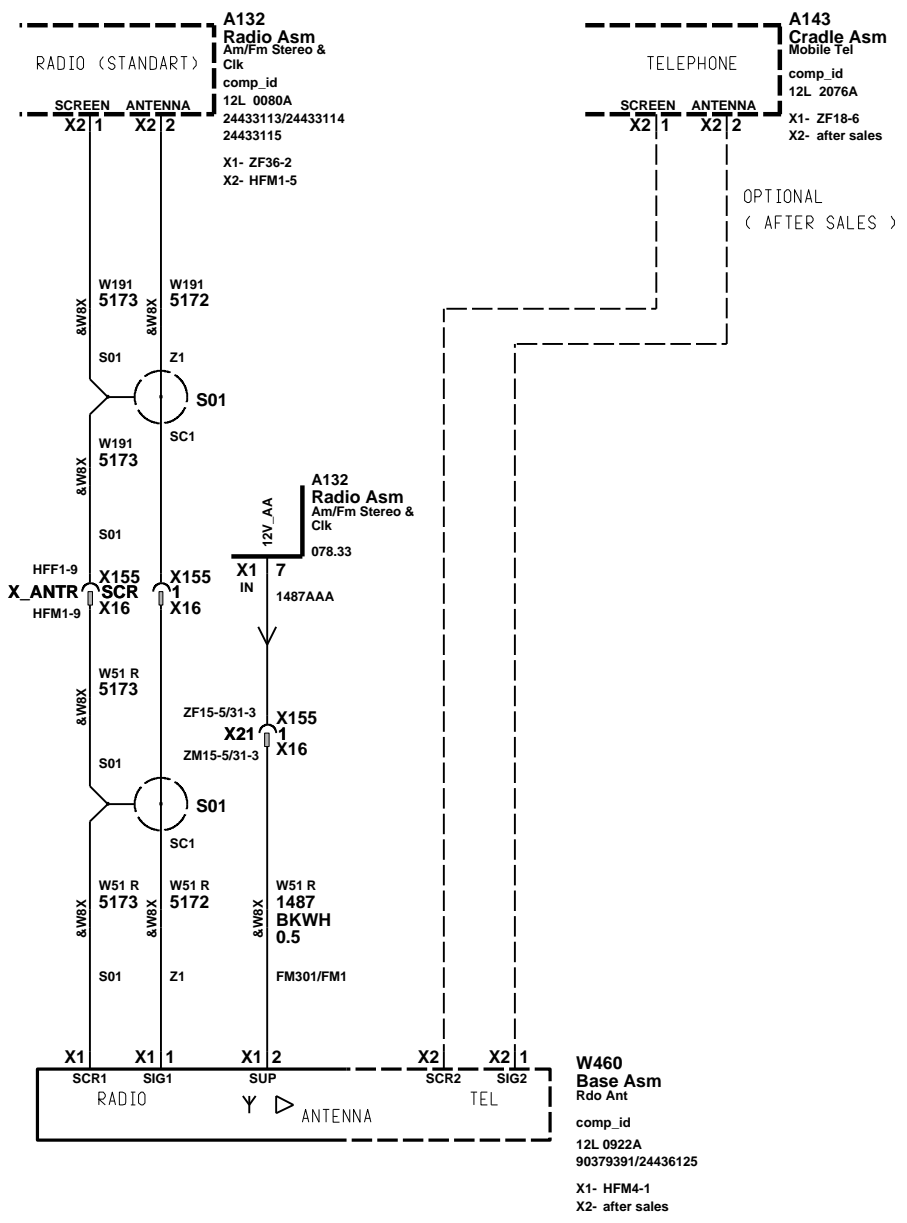


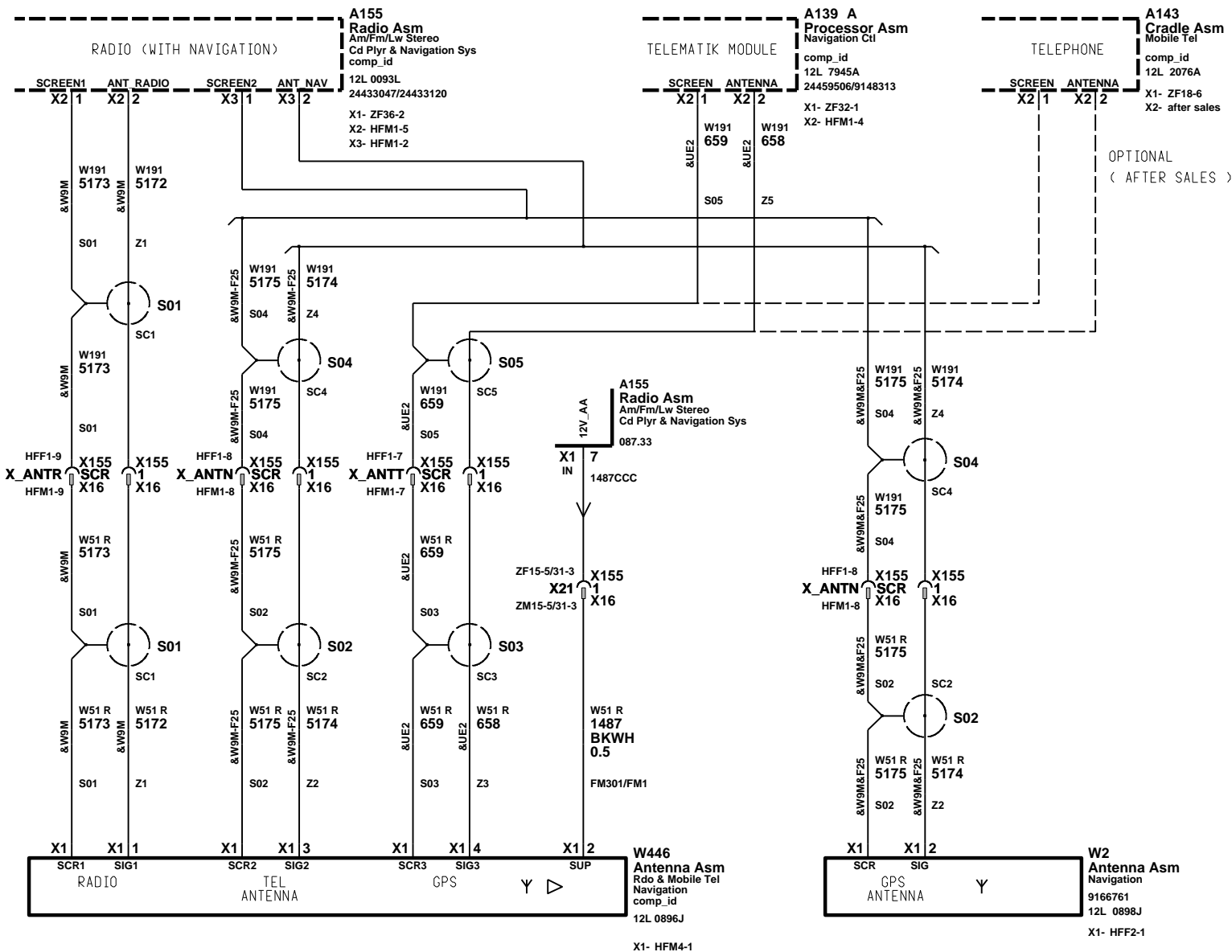


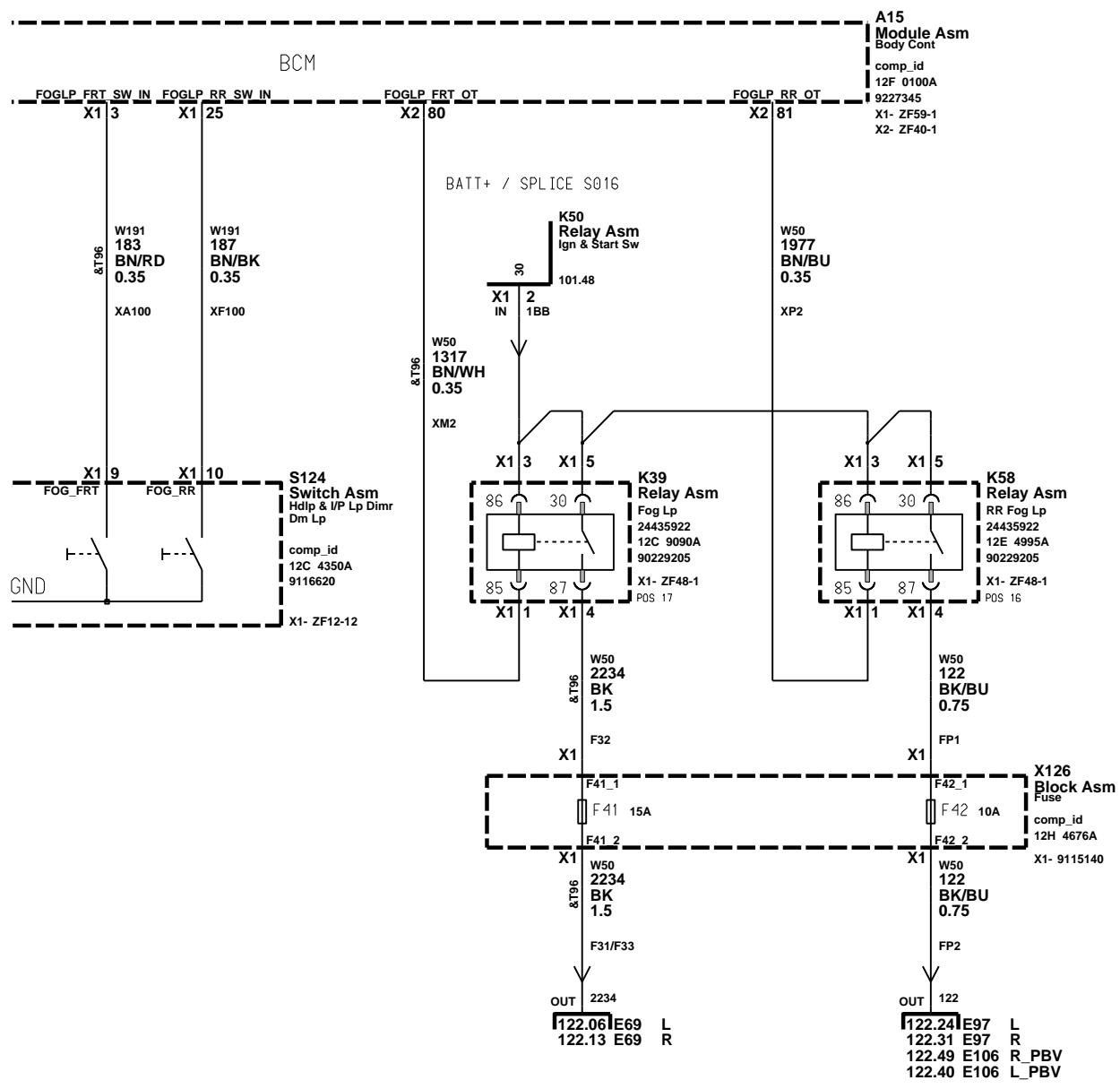
Pedalwertgeber

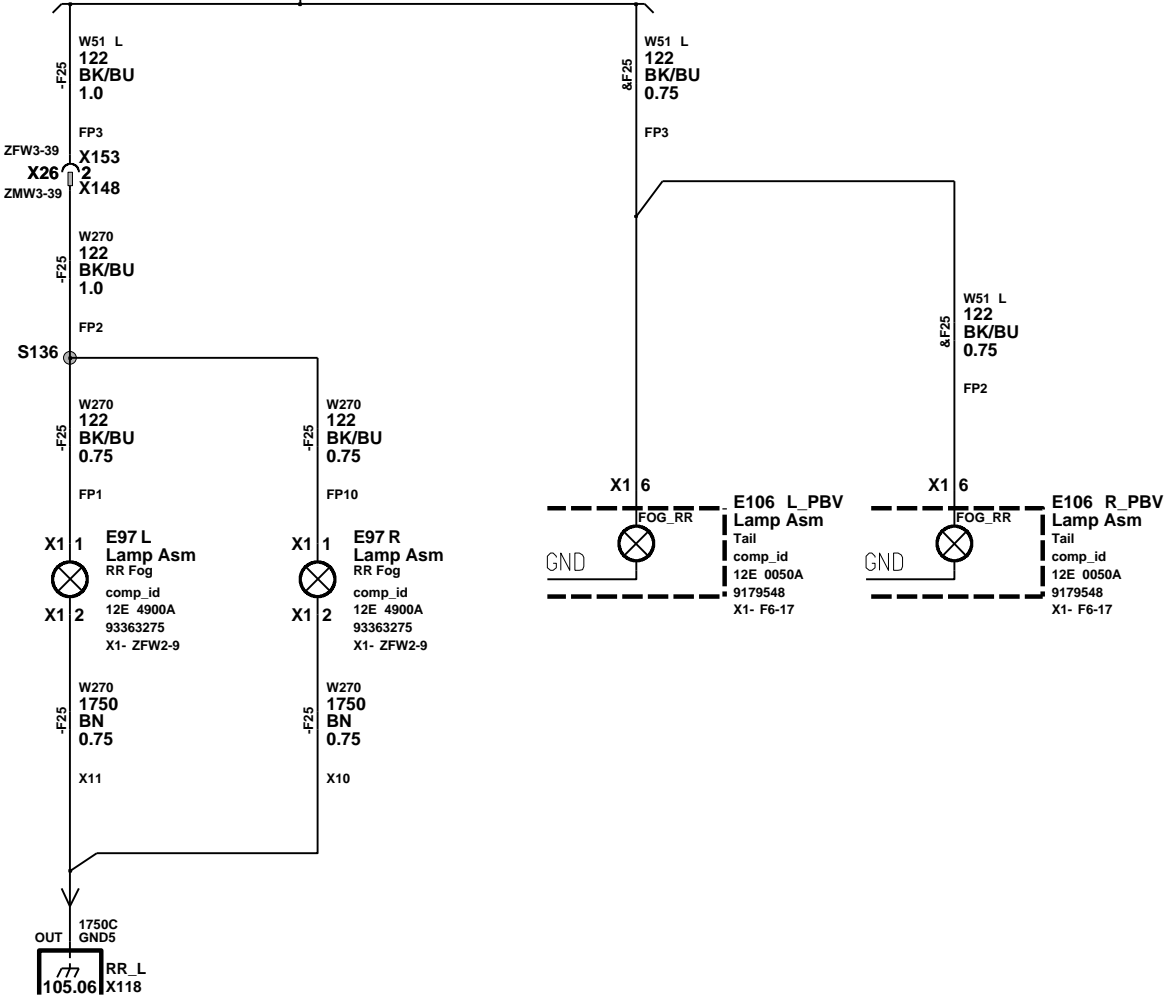
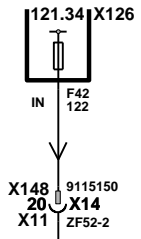
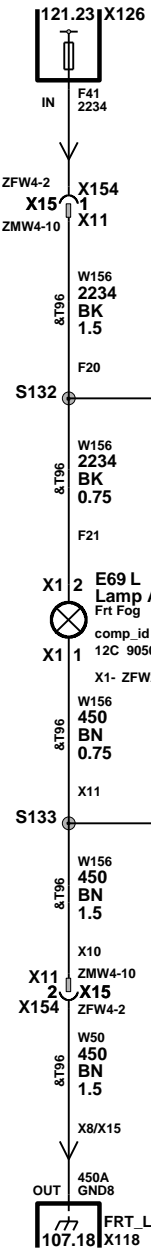


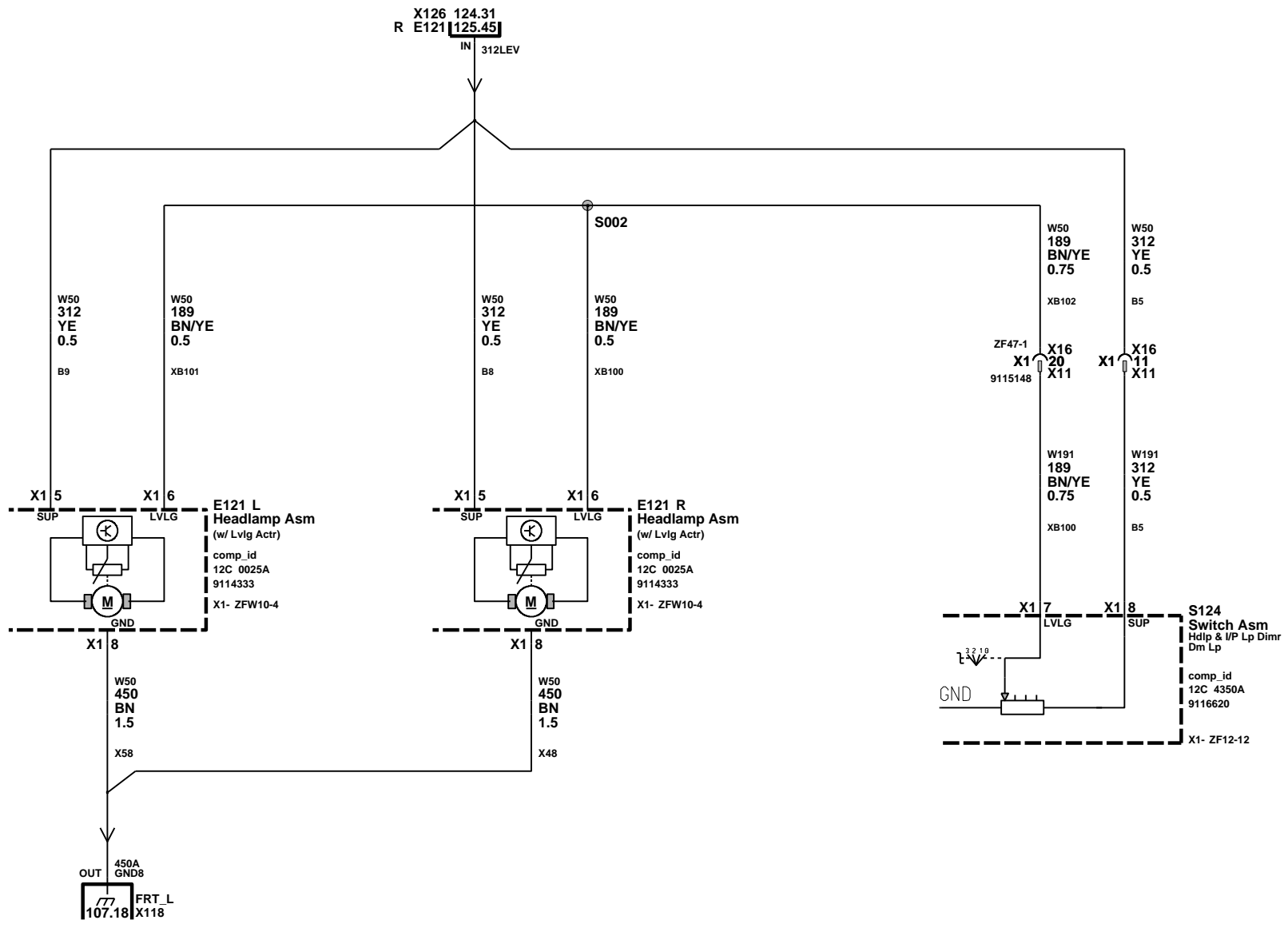
SEE SUBSYSTEM HEADLAMP

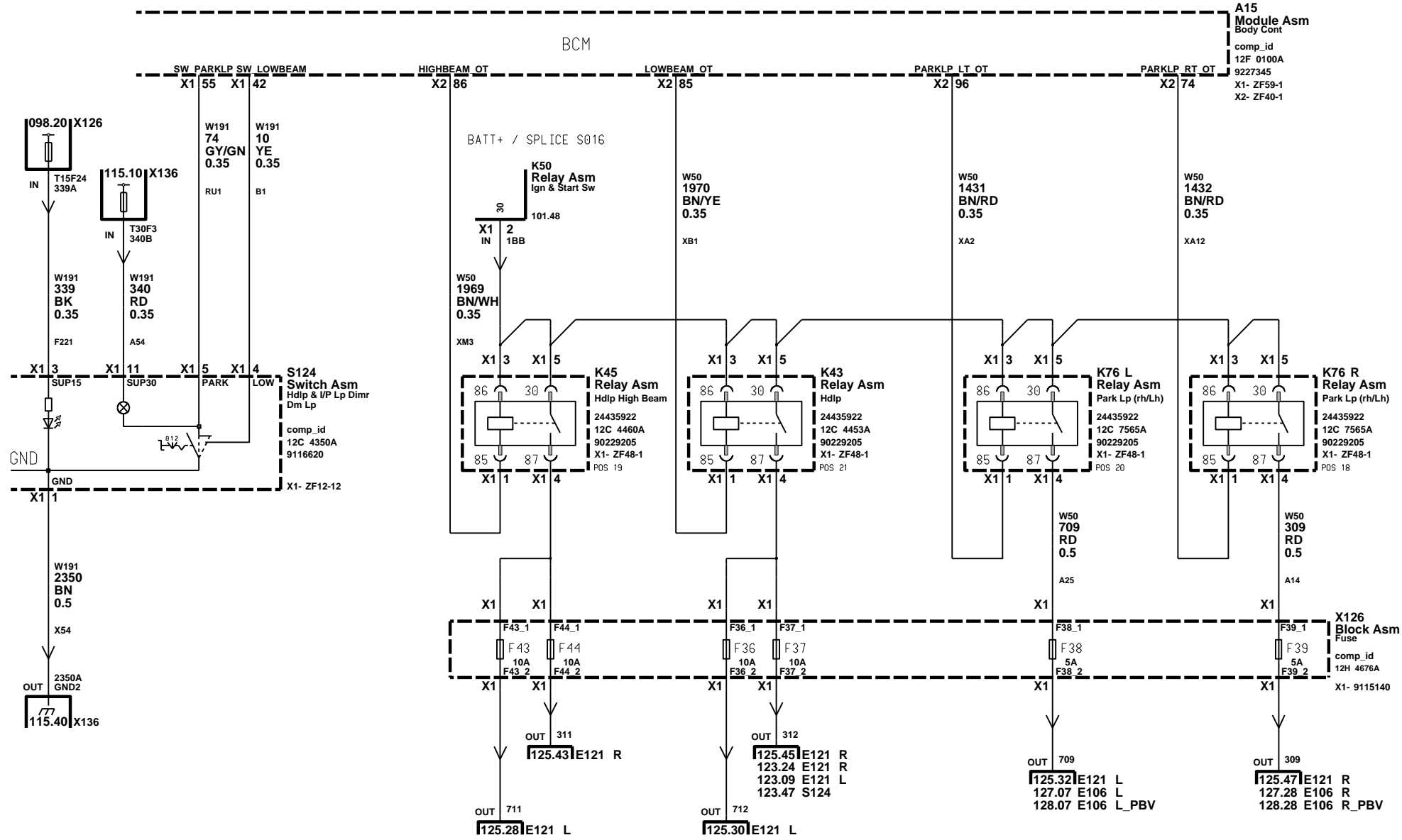


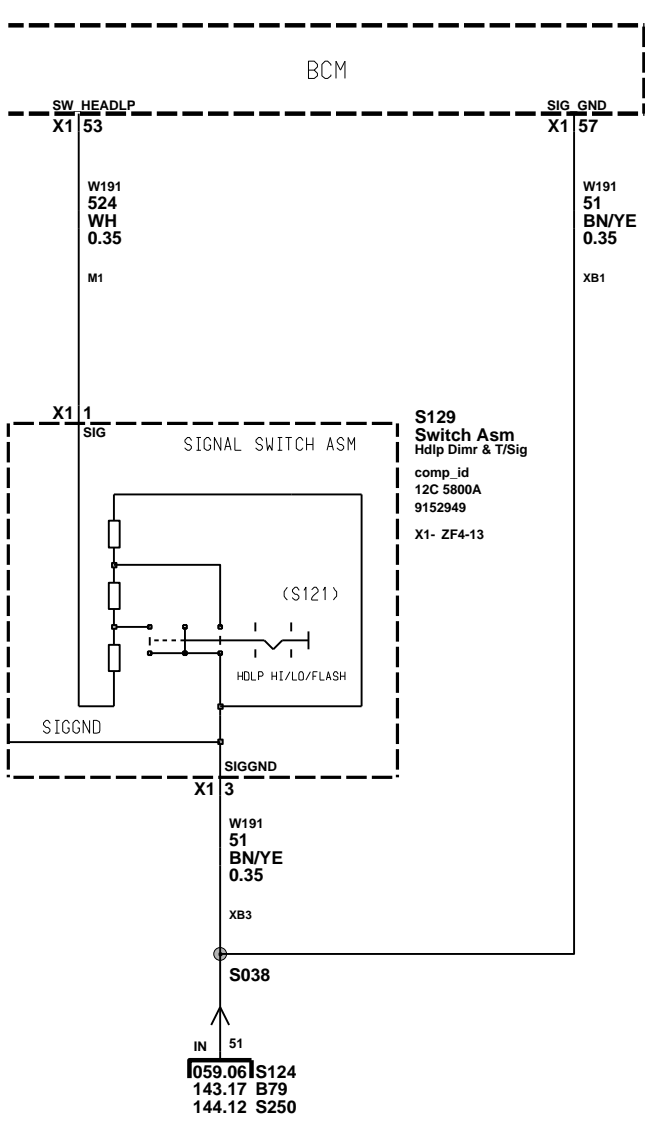




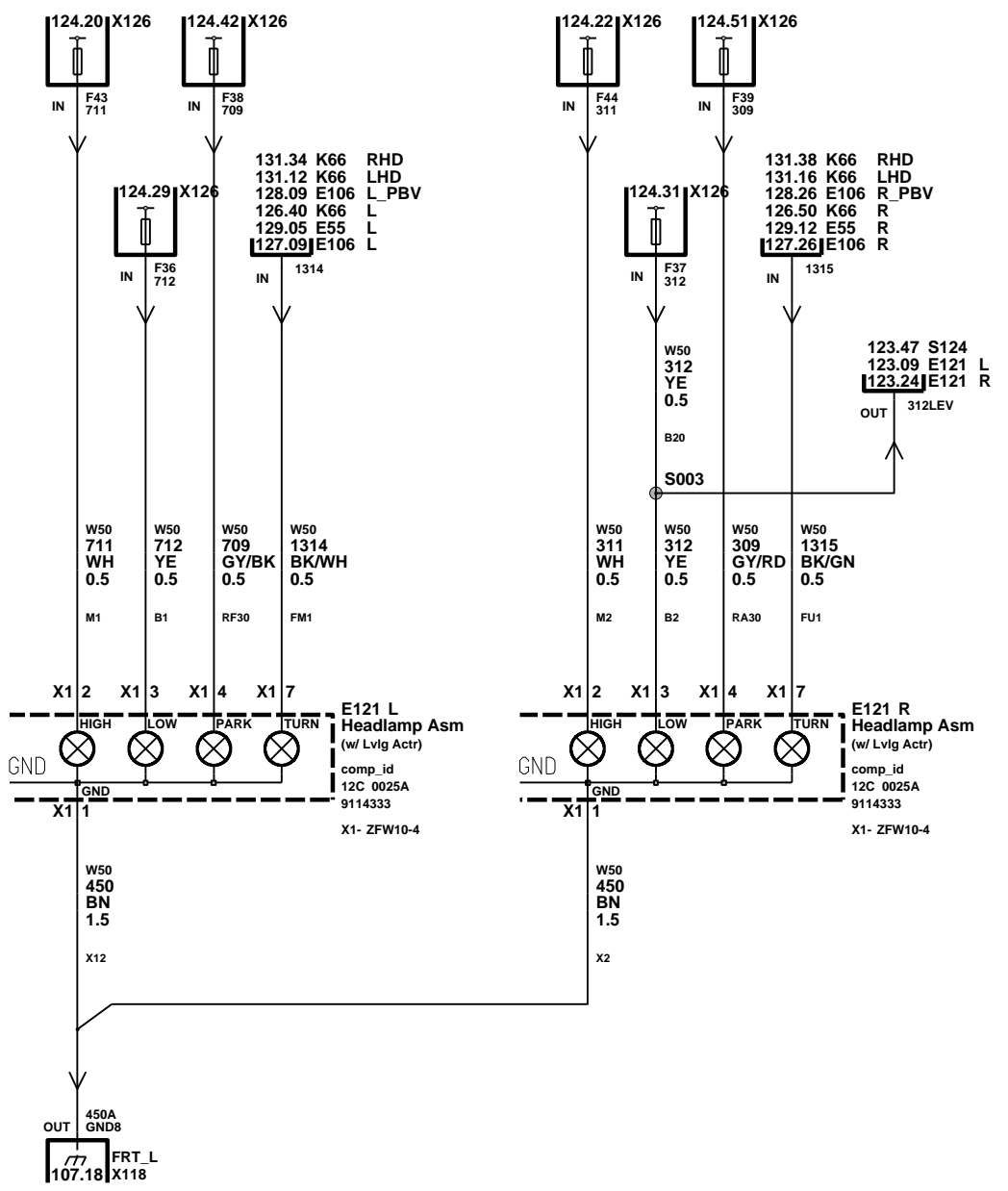


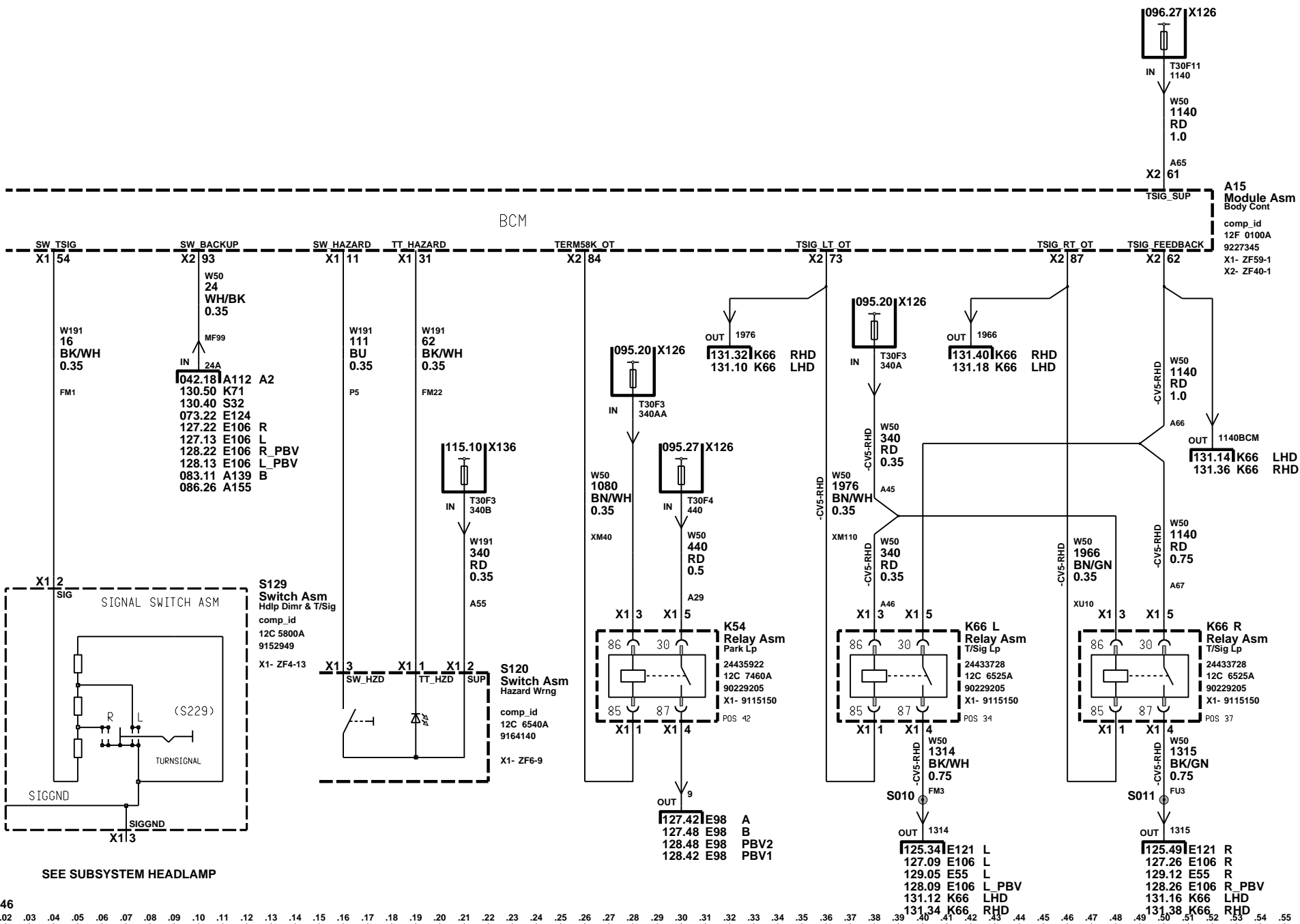




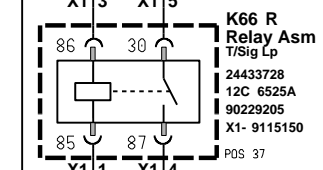
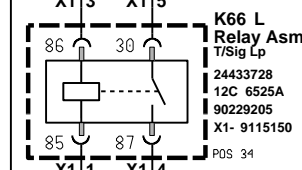
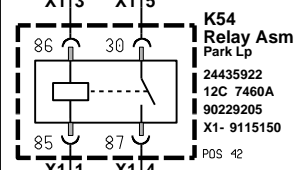
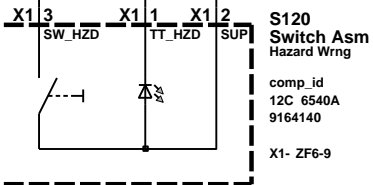
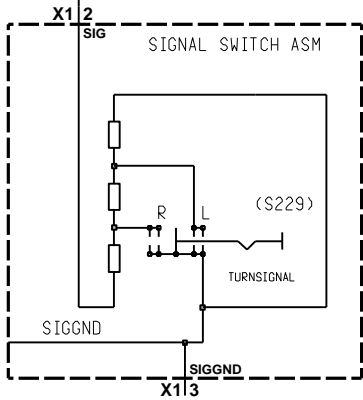


A15 Module Asm
Body Cont
comp_id 12F 0100A
9227345
X1- ZF59-1
X2- ZF40-1

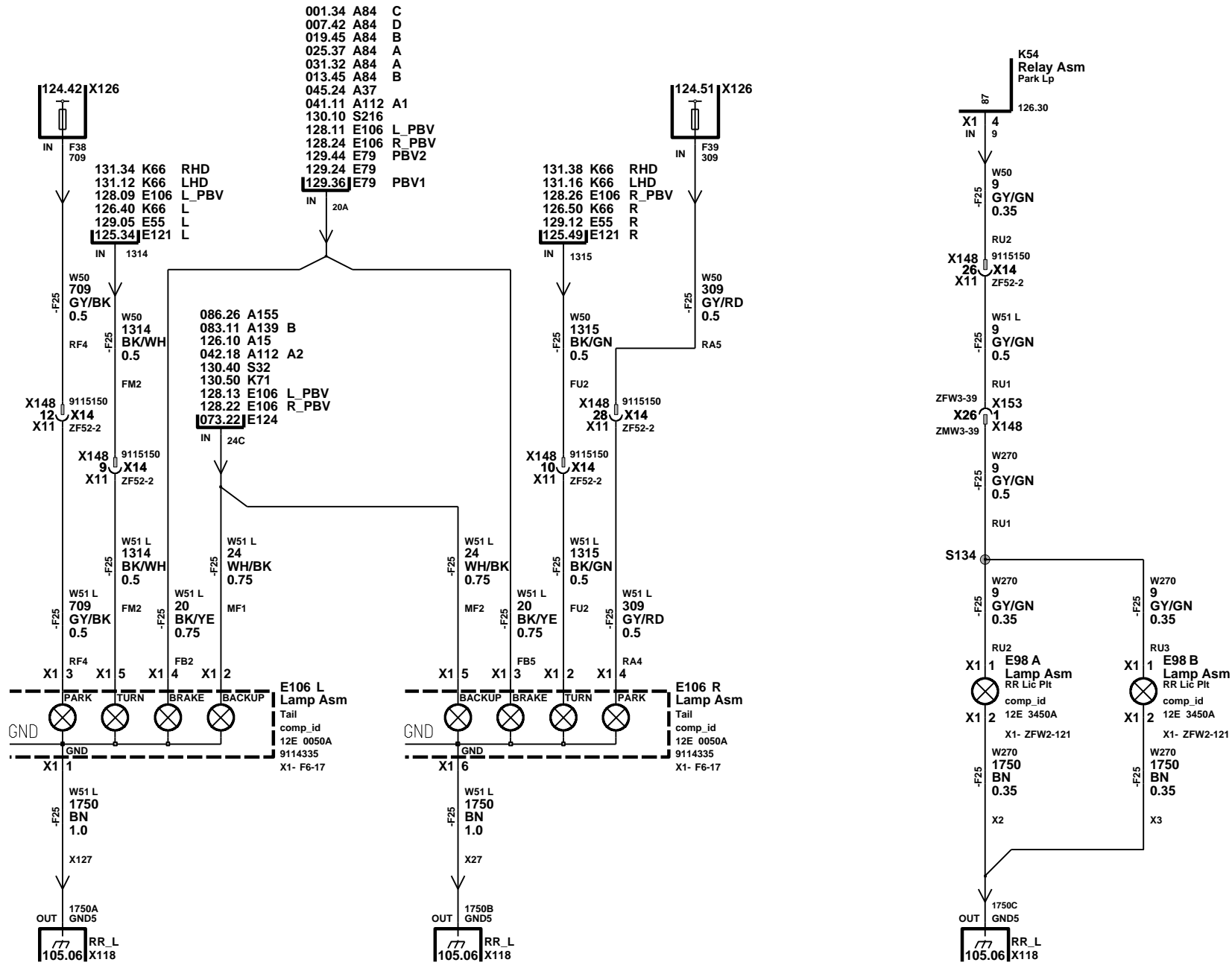




A15 Module Asm
Body Cont
comp_id 12F 0100A
9227345
X1- ZF59-1
X2- ZF40-1



SEE SUBSYSTEM HEADLAMP

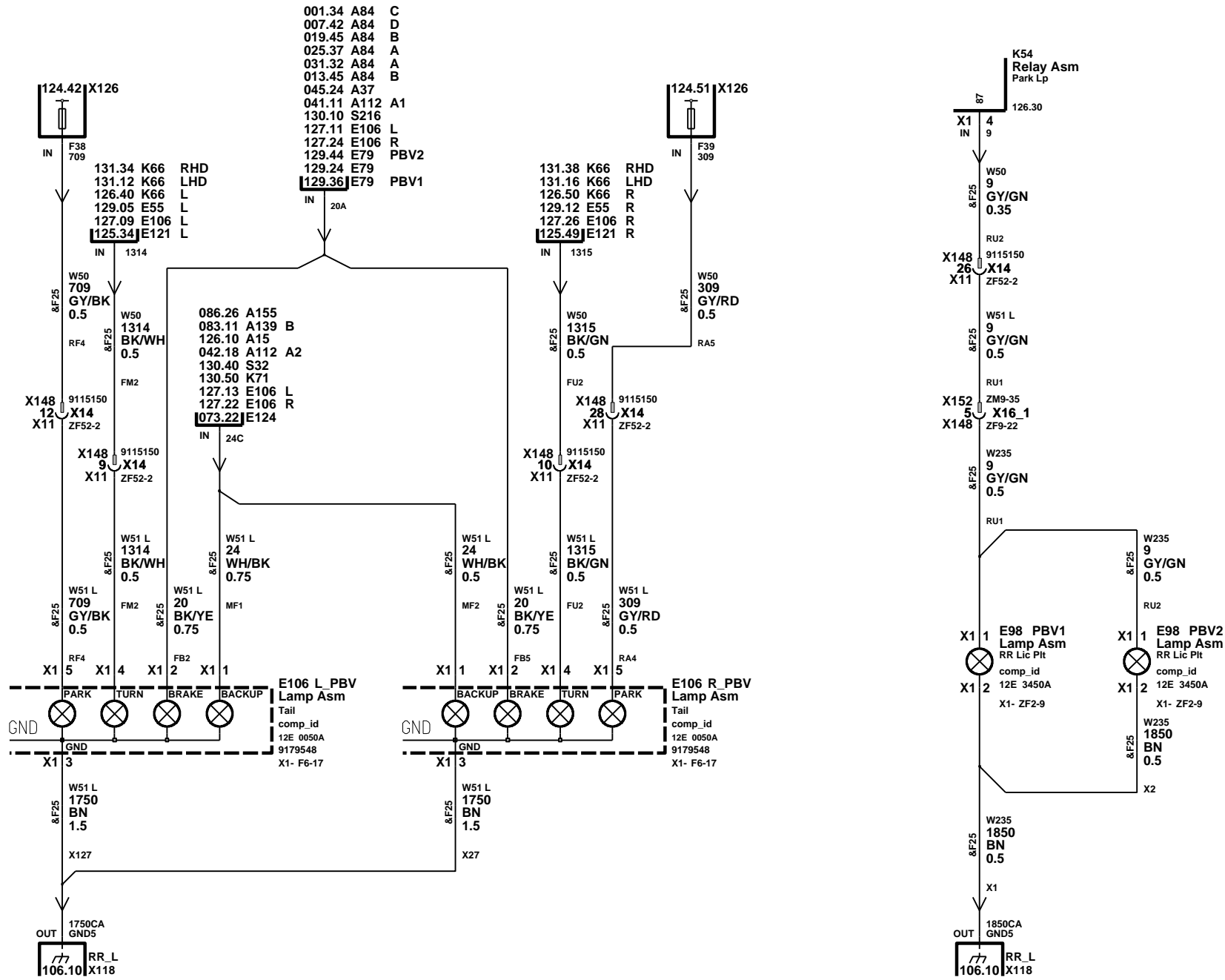


- 001.34 A84 C
- 007.42 A84 D
- 019.45 A84 B
- 025.37 A84 A
- 031.32 A84 A
- 013.45 A84 B
- 045.24 A37
- 041.11 A112 A1
- 130.10 S216
- 128.11 E106 L_PBV
- 128.24 E106 R_PBV
- 129.44 E79 PBV2
- 129.24 E79 PBV1

- 131.34 K66 RHD
- 131.12 K66 LHD
- 128.09 E106 L_PBV
- 126.40 K66 L
- 129.05 E55 L
- 125.34 E121 L

- 131.38 K66 RHD
- 131.16 K66 LHD
- 128.26 E106 R_PBV
- 126.50 K66 R
- 129.12 E55 R
- 125.49 E121 R

- 086.26 A155
- 083.11 A139 B
- 126.10 A15
- 042.18 A112 A2
- 130.40 S32
- 130.50 K71
- 128.13 E106 L_PBV
- 128.22 E106 R_PBV
- 073.22 E124



- 001.34 A84 C
- 007.42 A84 D
- 019.45 A84 B
- 025.37 A84 A
- 031.32 A84 A
- 013.45 A84 B
- 045.24 A37
- 041.11 A112 A1
- 130.10 S216
- 127.11 E106 L
- 127.24 E106 R
- 129.44 E79 PBV2
- 129.24 E79
- 129.36 E79 PBV1

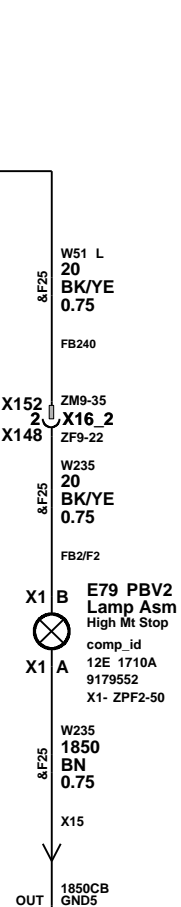
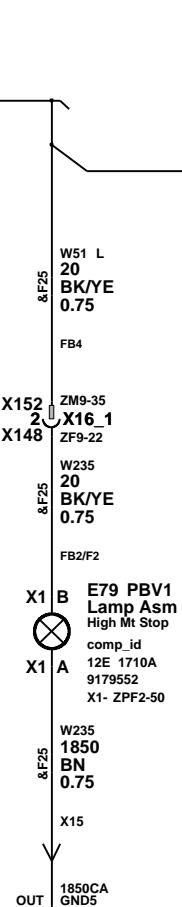
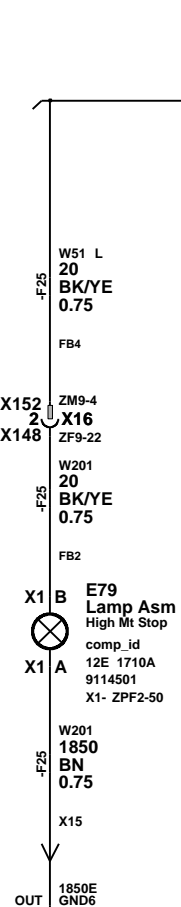
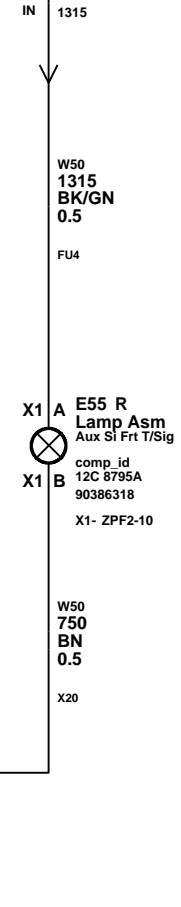
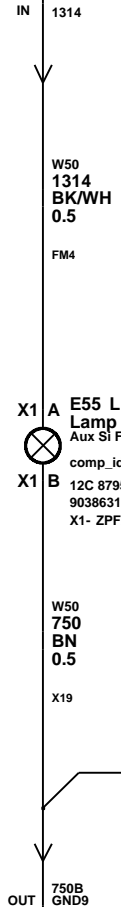
- 131.38 K66 RHD
- 131.16 K66 LHD
- 126.50 K66 R
- 129.12 E55 R
- 127.26 E106 R
- 125.49 E121 R

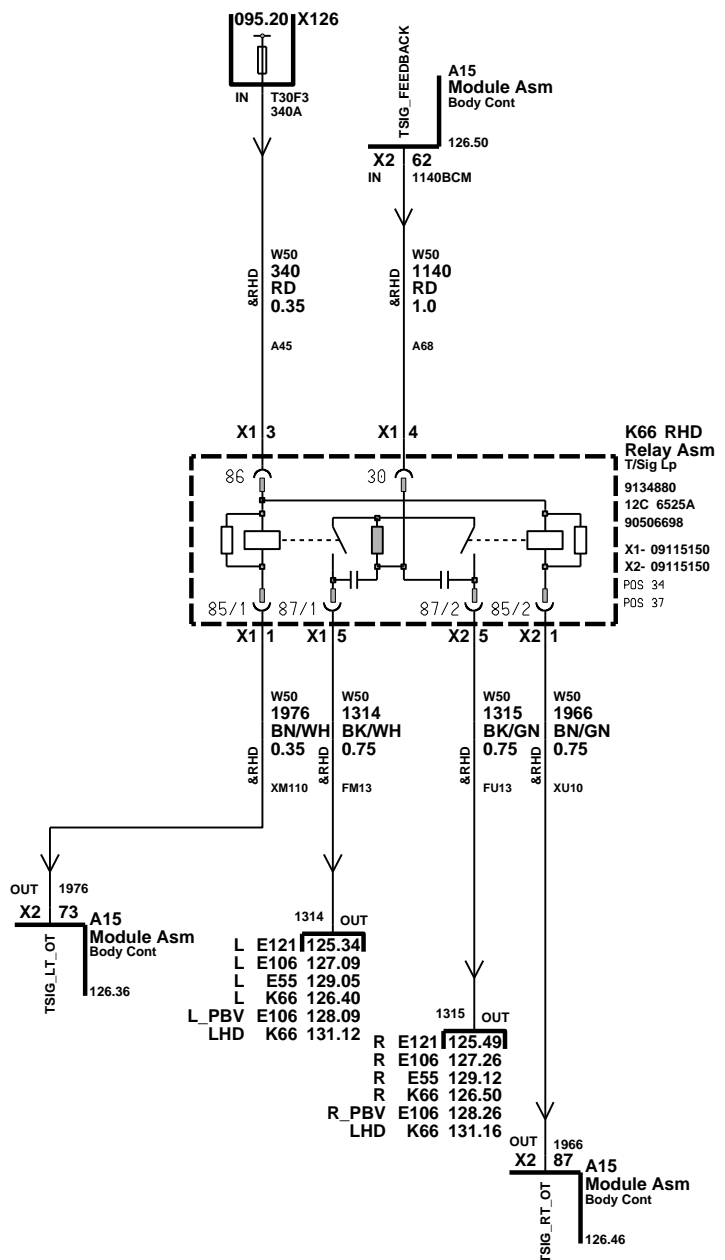
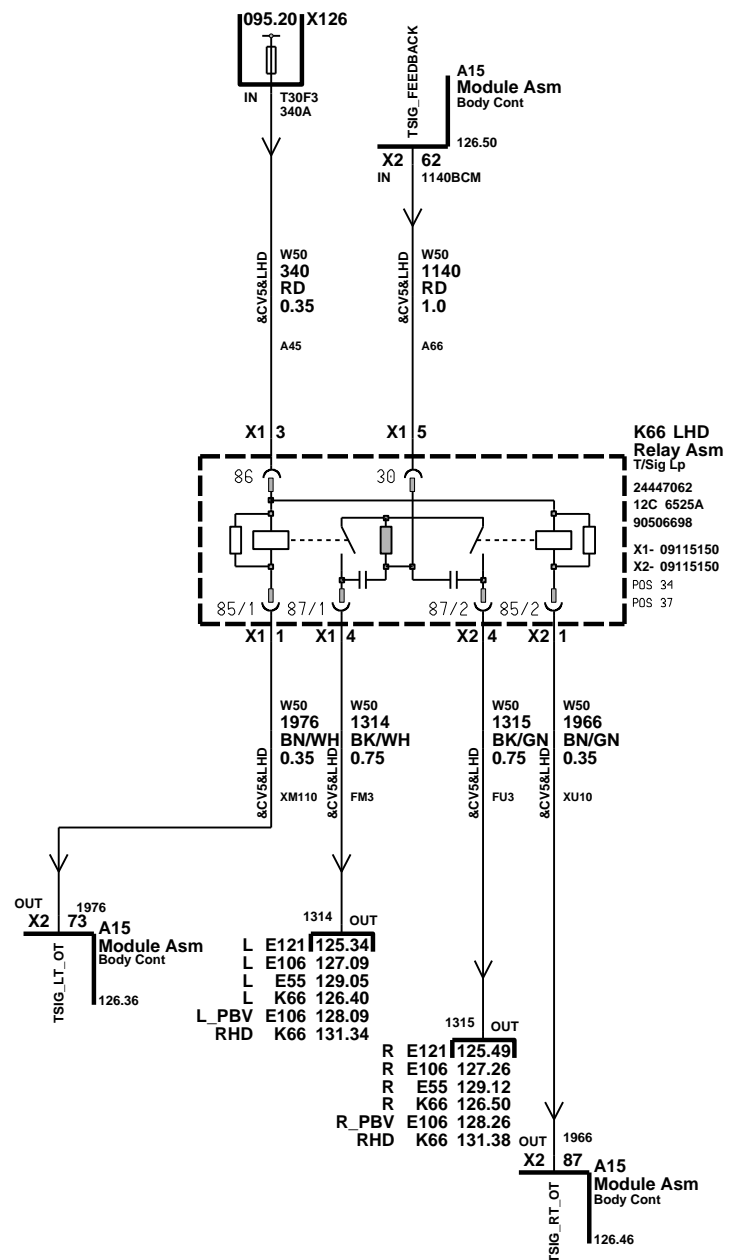
- 086.26 A155
- 083.11 A139 B
- 126.10 A15
- 042.18 A112 A2
- 130.40 S32
- 130.50 K71
- 127.13 E106 L
- 127.22 E106 R
- 073.22 E124

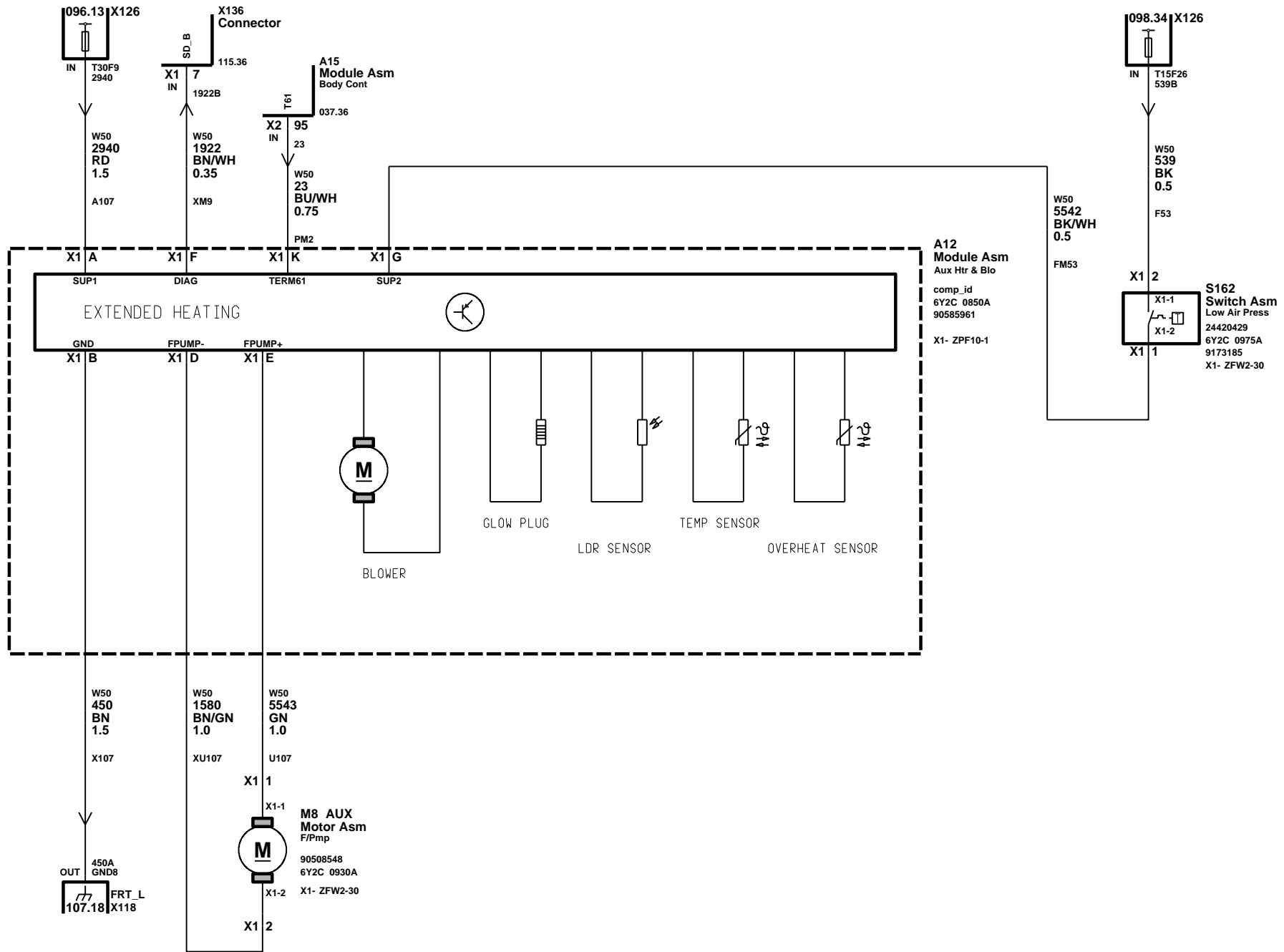
- 001.34 A84 C
- 007.42 A84 D
- 019.45 A84 B
- 025.37 A84 A
- 031.32 A84 A
- 013.45 A84 B
- 045.24 A37
- 041.11 A112 A1
- 130.10 S216
- 128.11 E106 L_PBV
- 128.24 E106 R_PBV
- 127.11 E106 L
- 127.24 E106 R

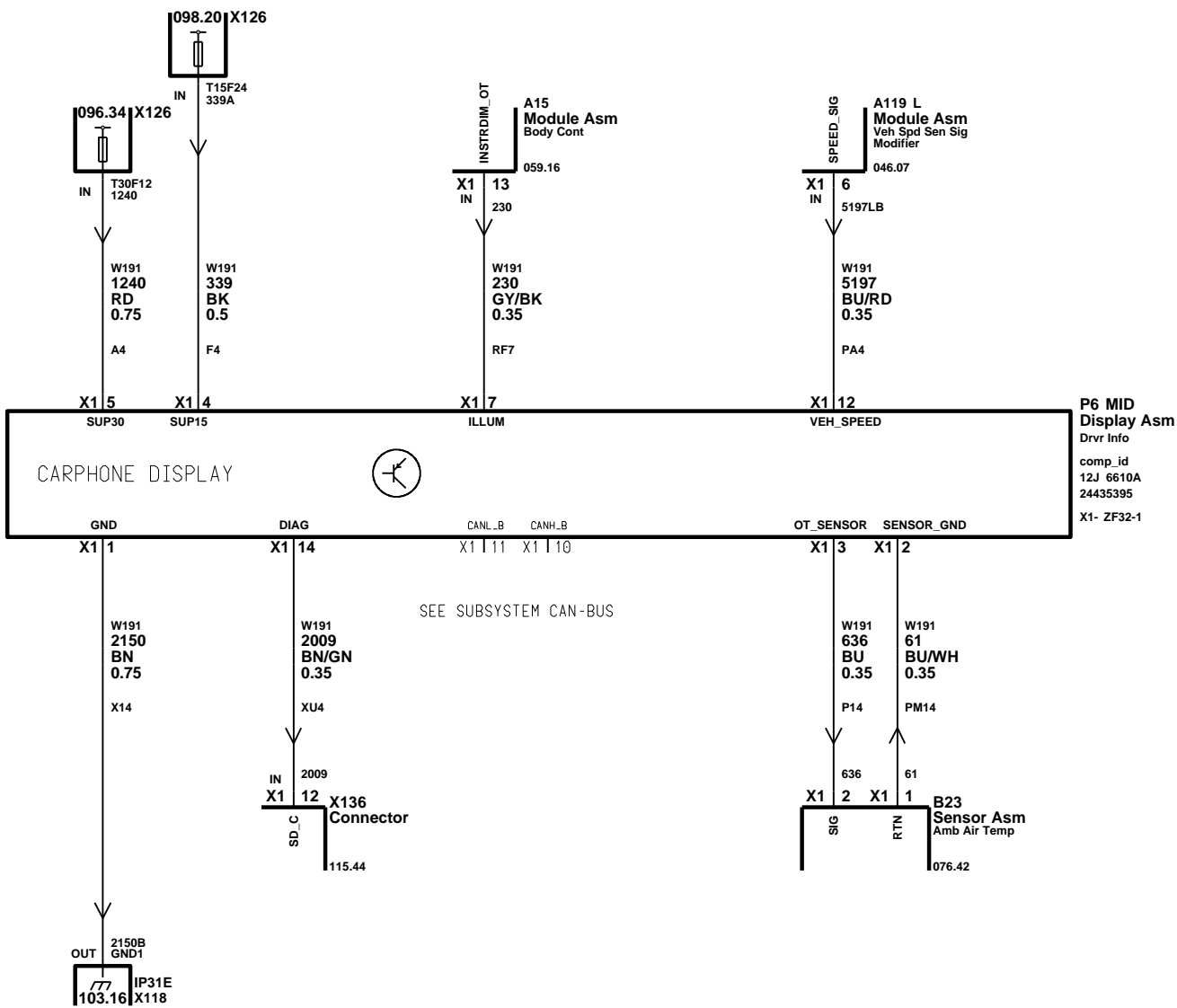
- 131.34 K66 RHD
- 131.12 K66 LHD
- 128.09 E106 L_PBV
- 126.40 K66 L
- 127.09 E106 L
- 125.34 E121 L**

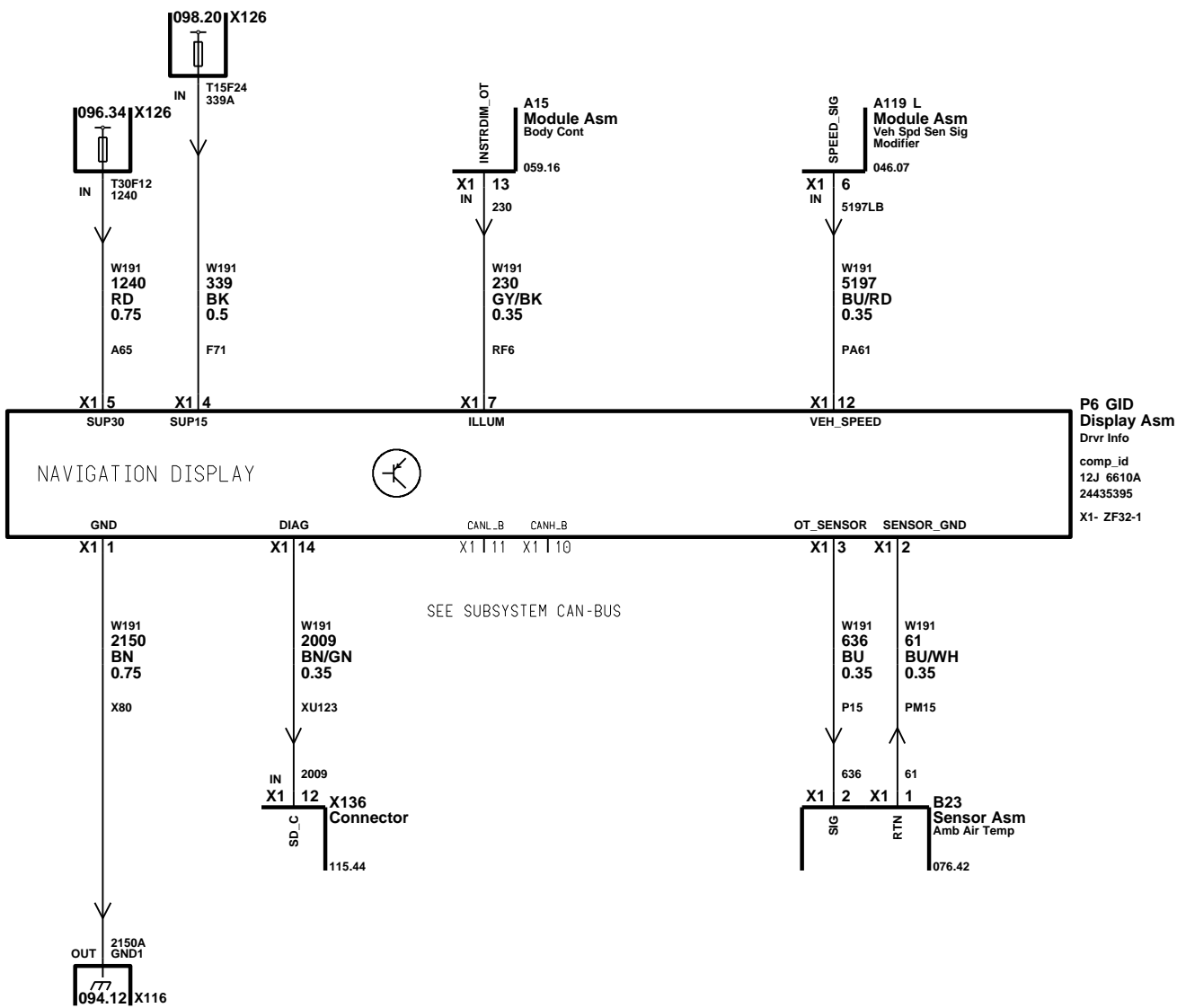
- 131.38 K66 RHD
- 131.16 K66 LHD
- 128.26 E106 R_PBV
- 126.50 K66 R
- 127.26 E106 R
- 125.49 E121 R**





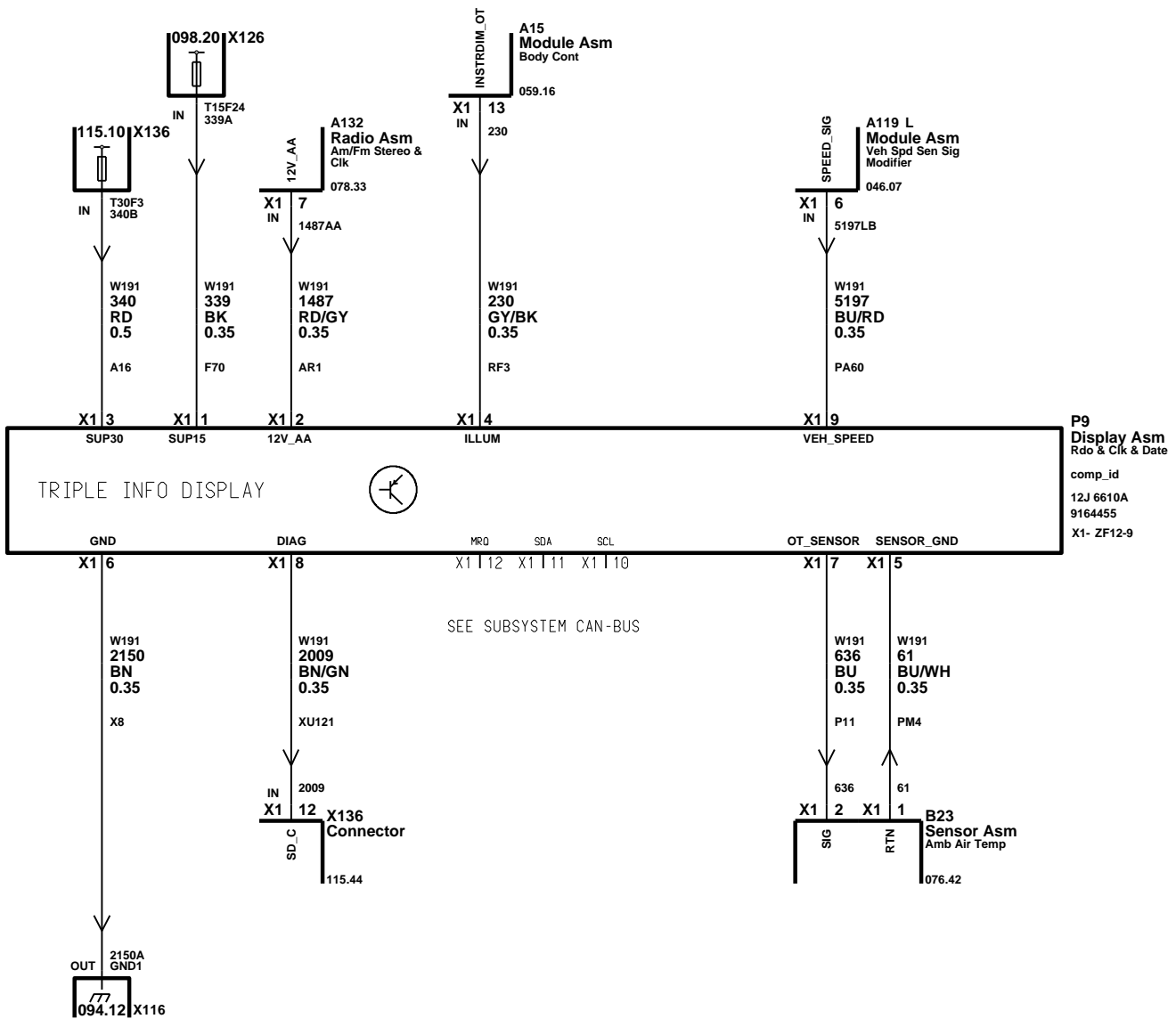


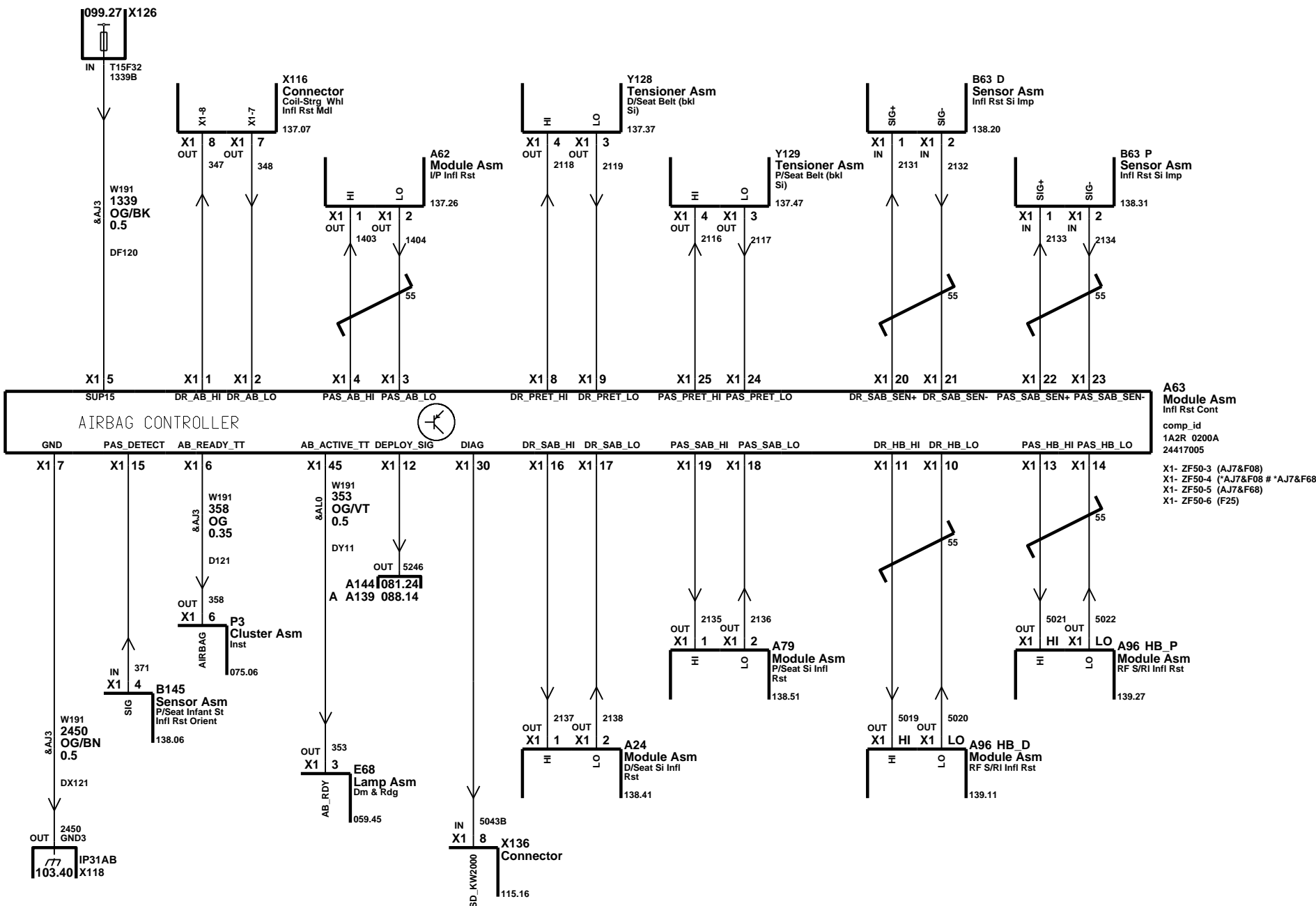


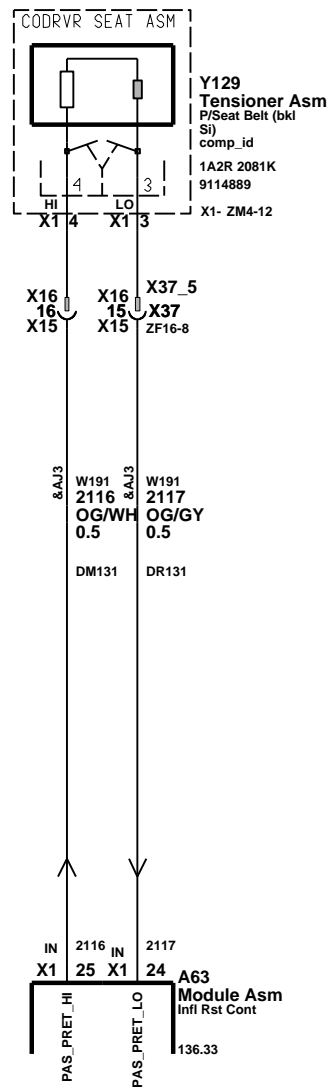
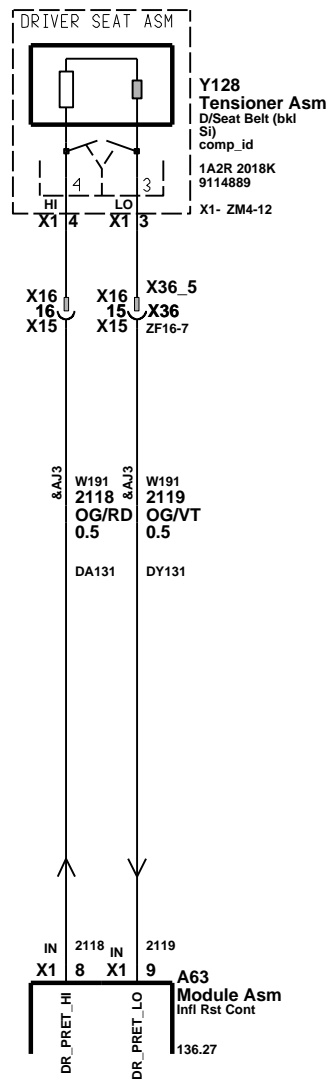
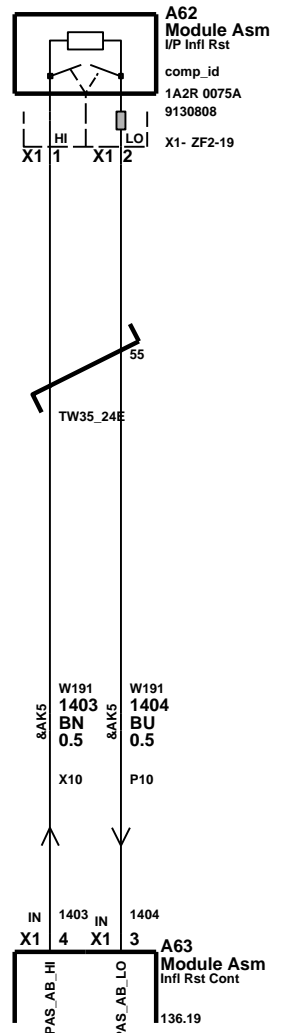
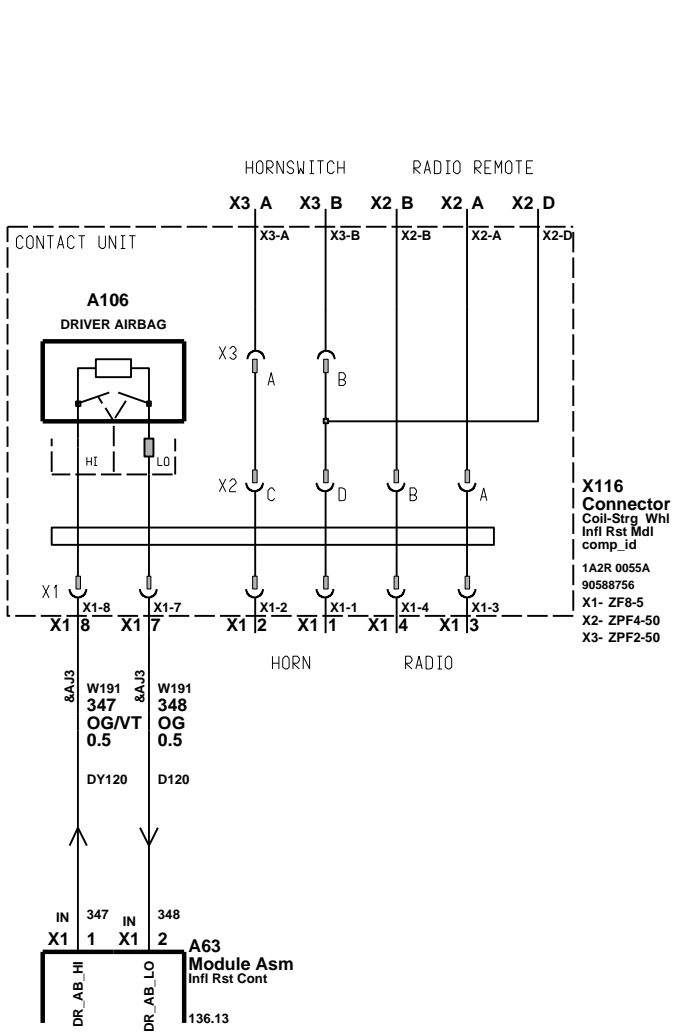


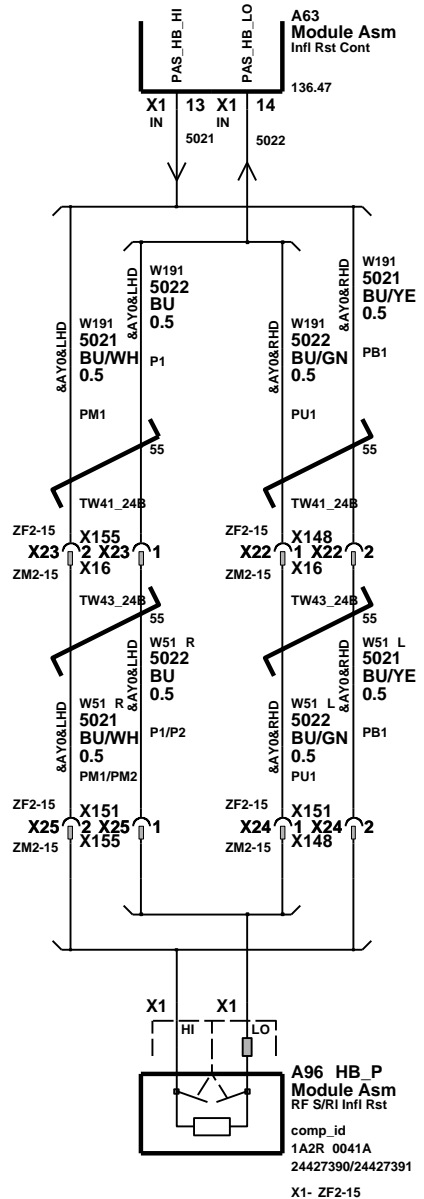
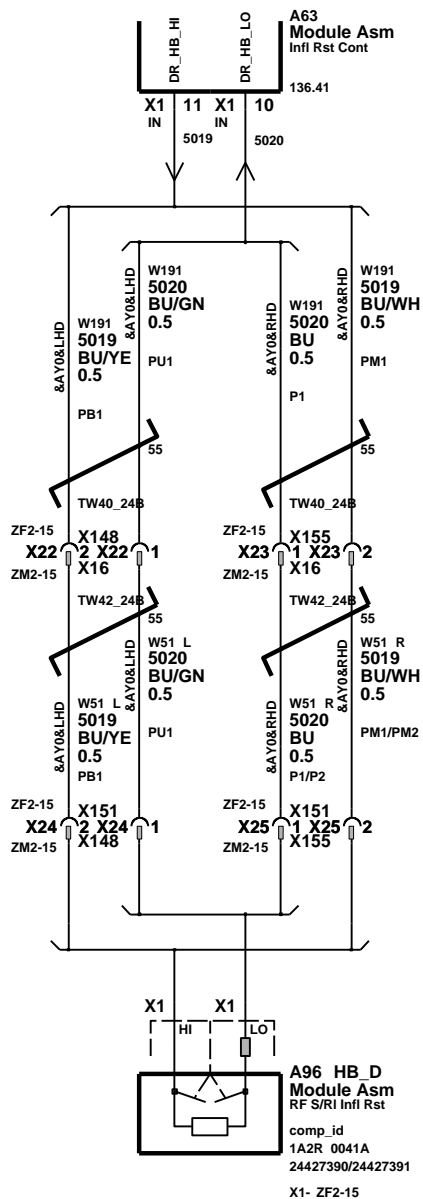
P6 GID Display Asm
 Drvr Info
 comp_id
 12J 6610A
 24435395
 X1- ZF32-1

SEE SUBSYSTEM CAN-BUS

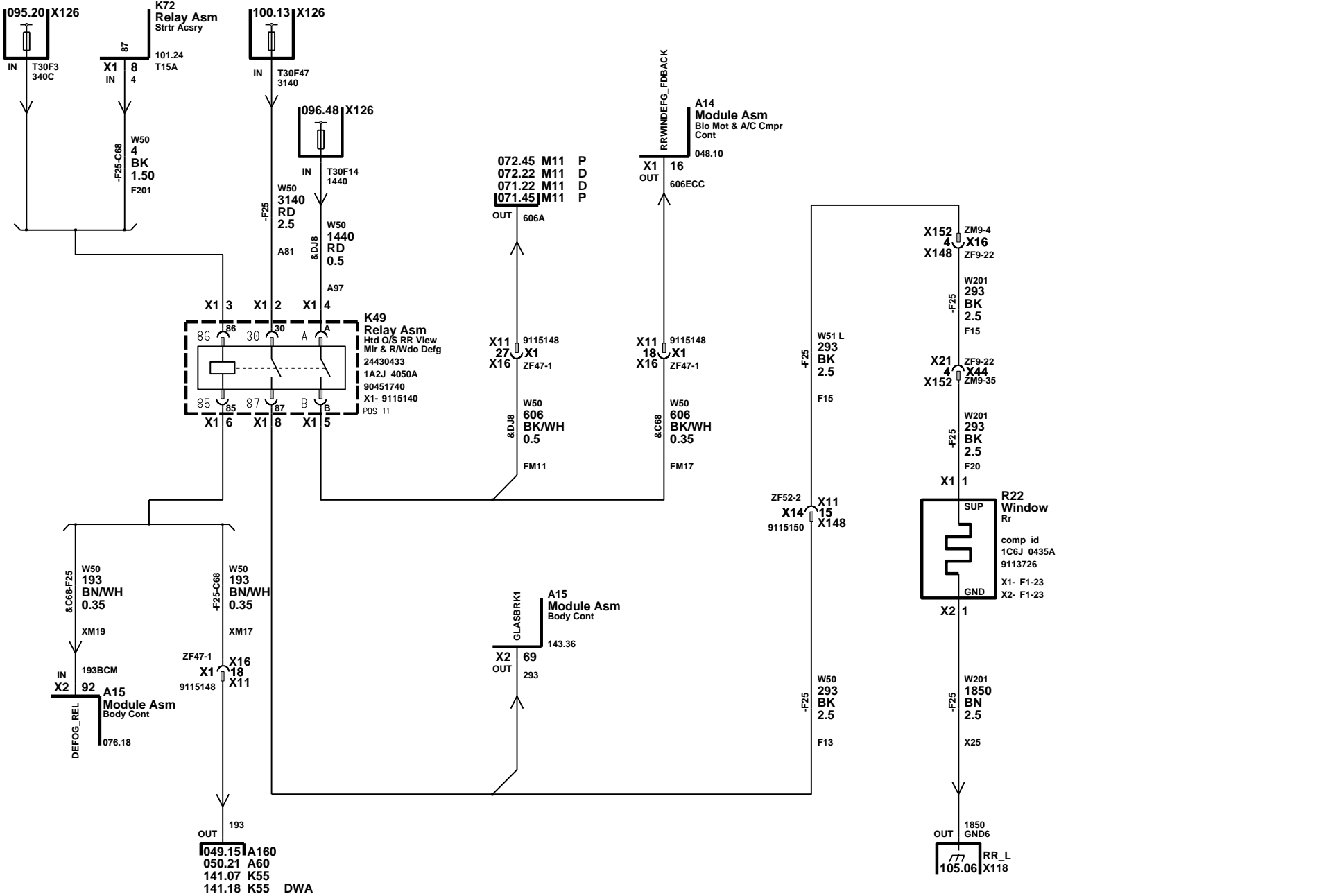


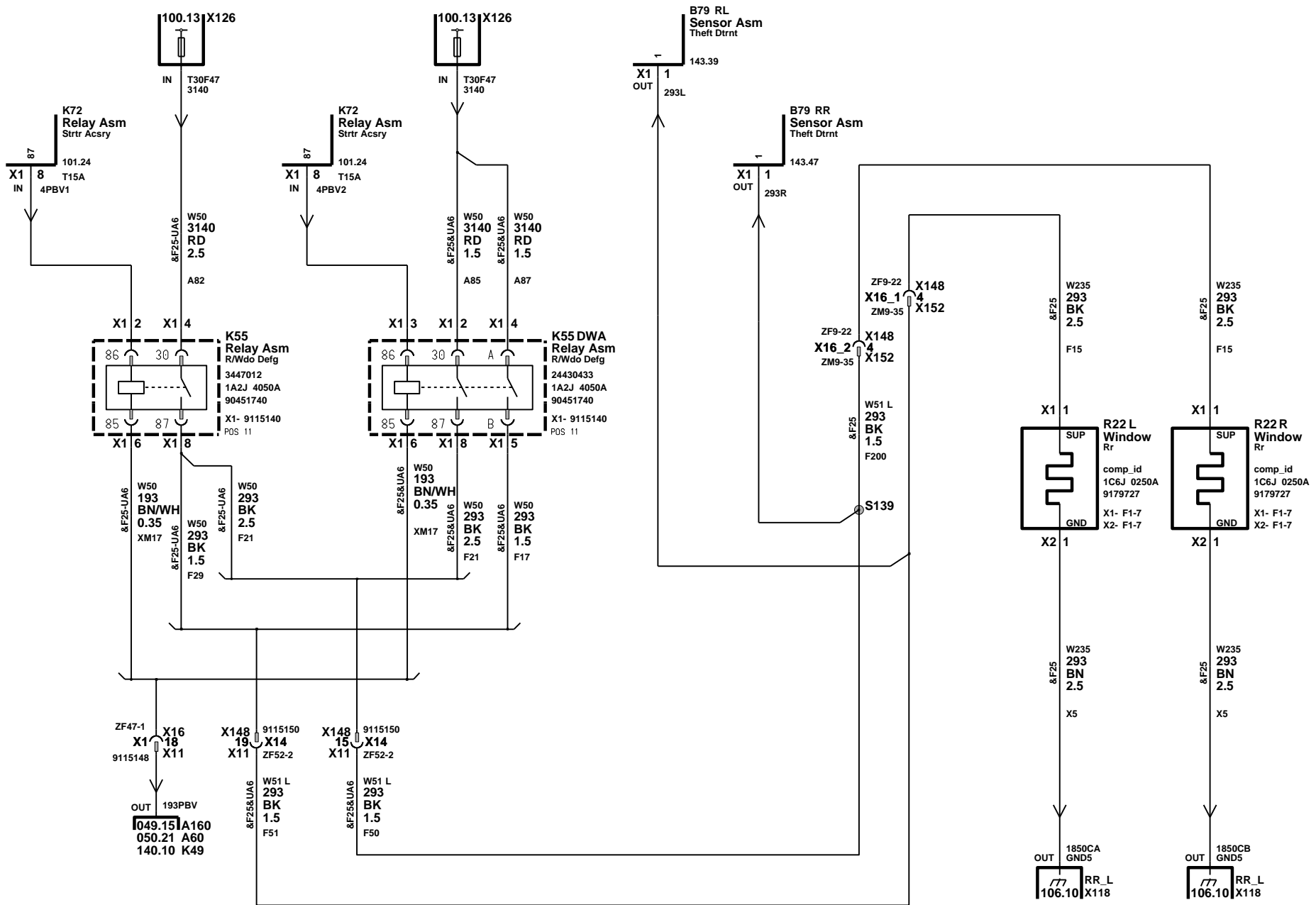


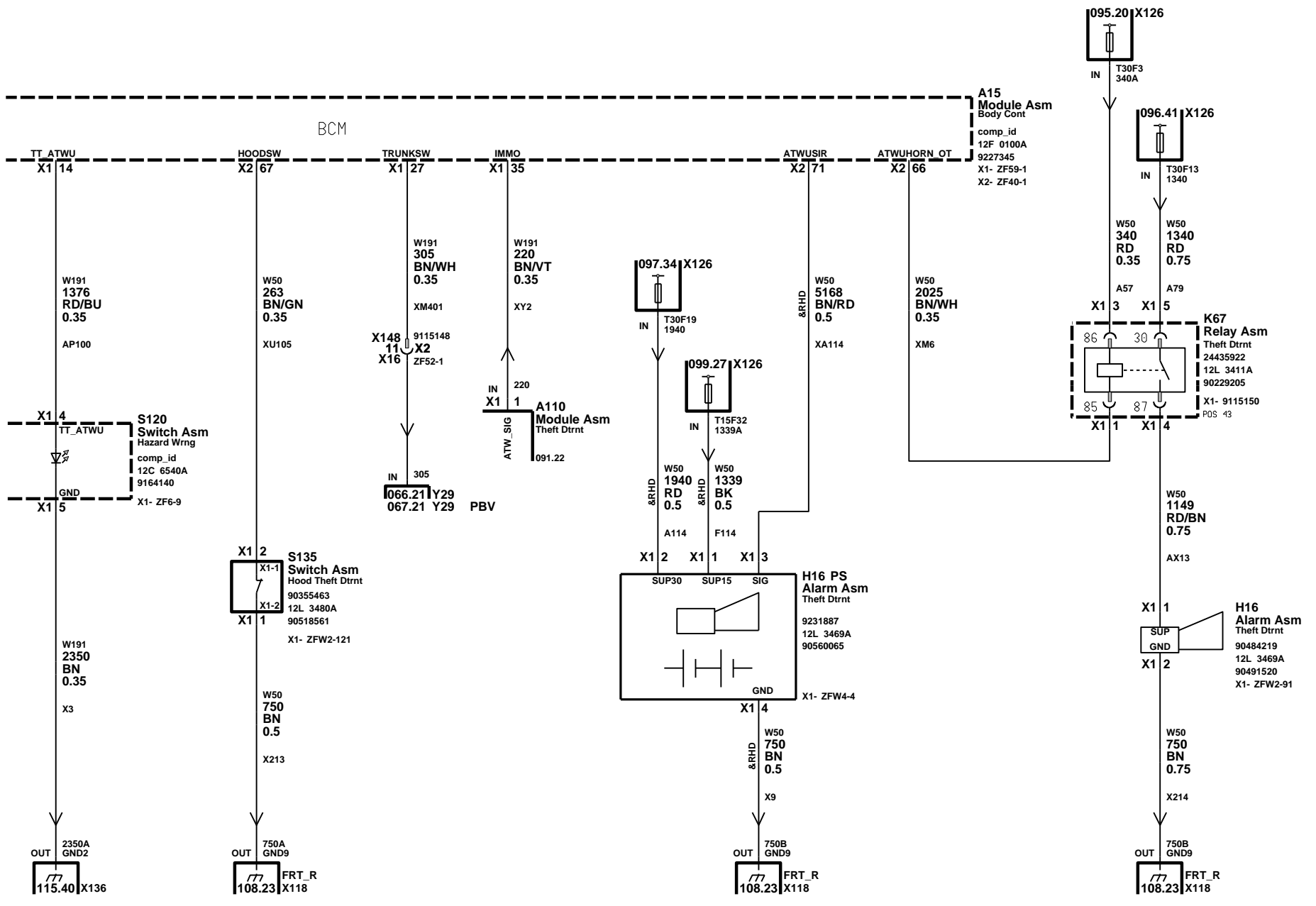


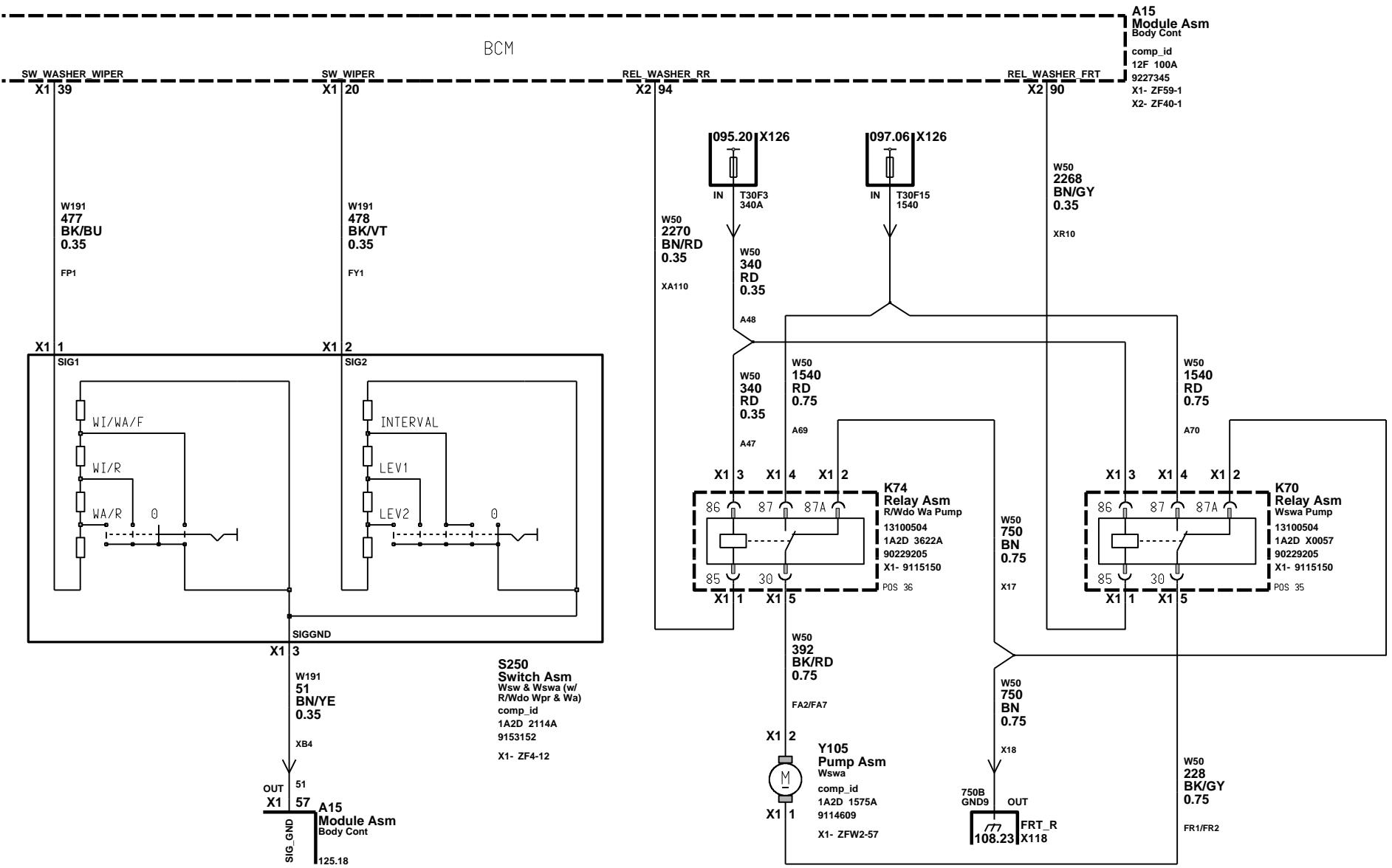


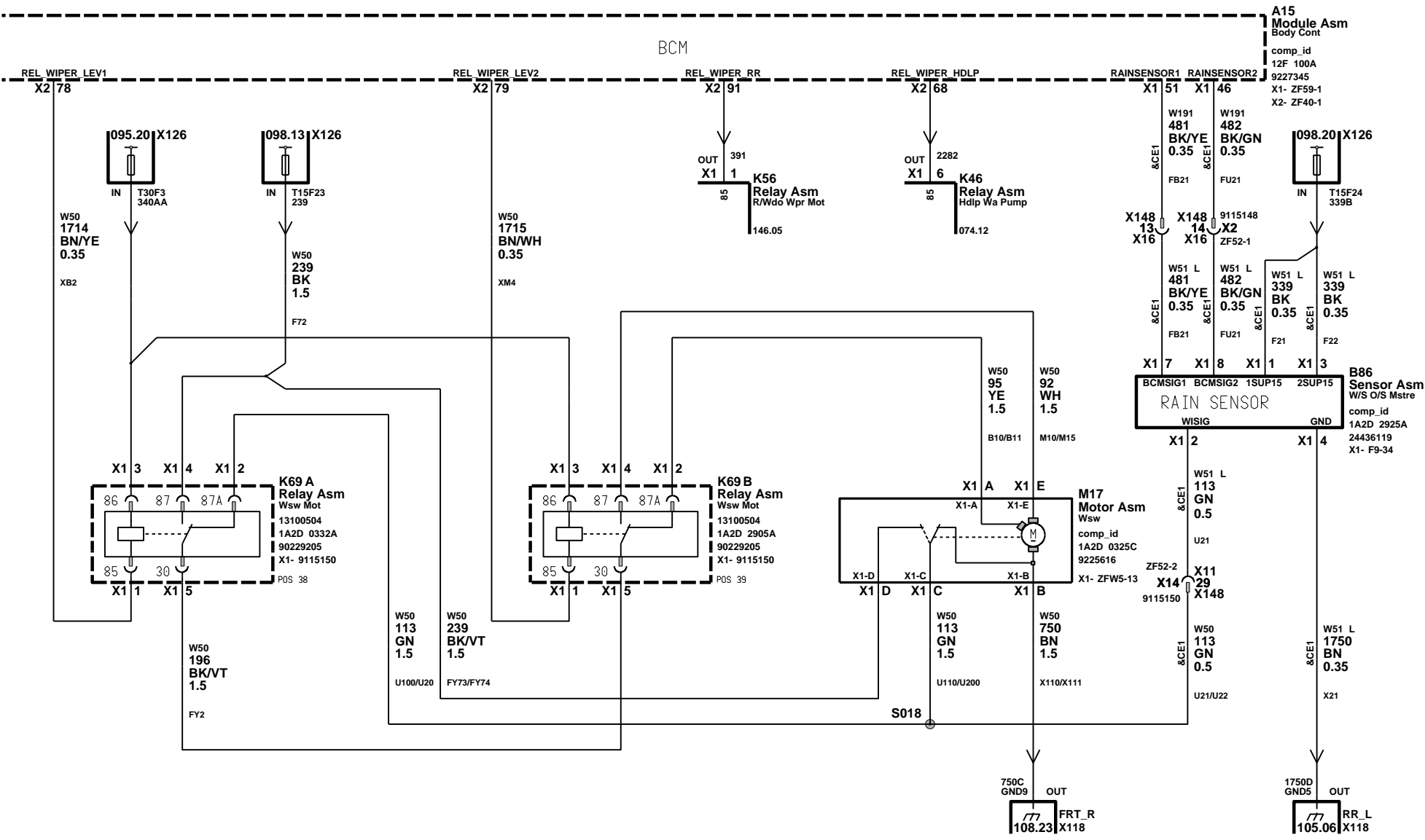
REAR WINDOW DEFOG (NOT COMBO)

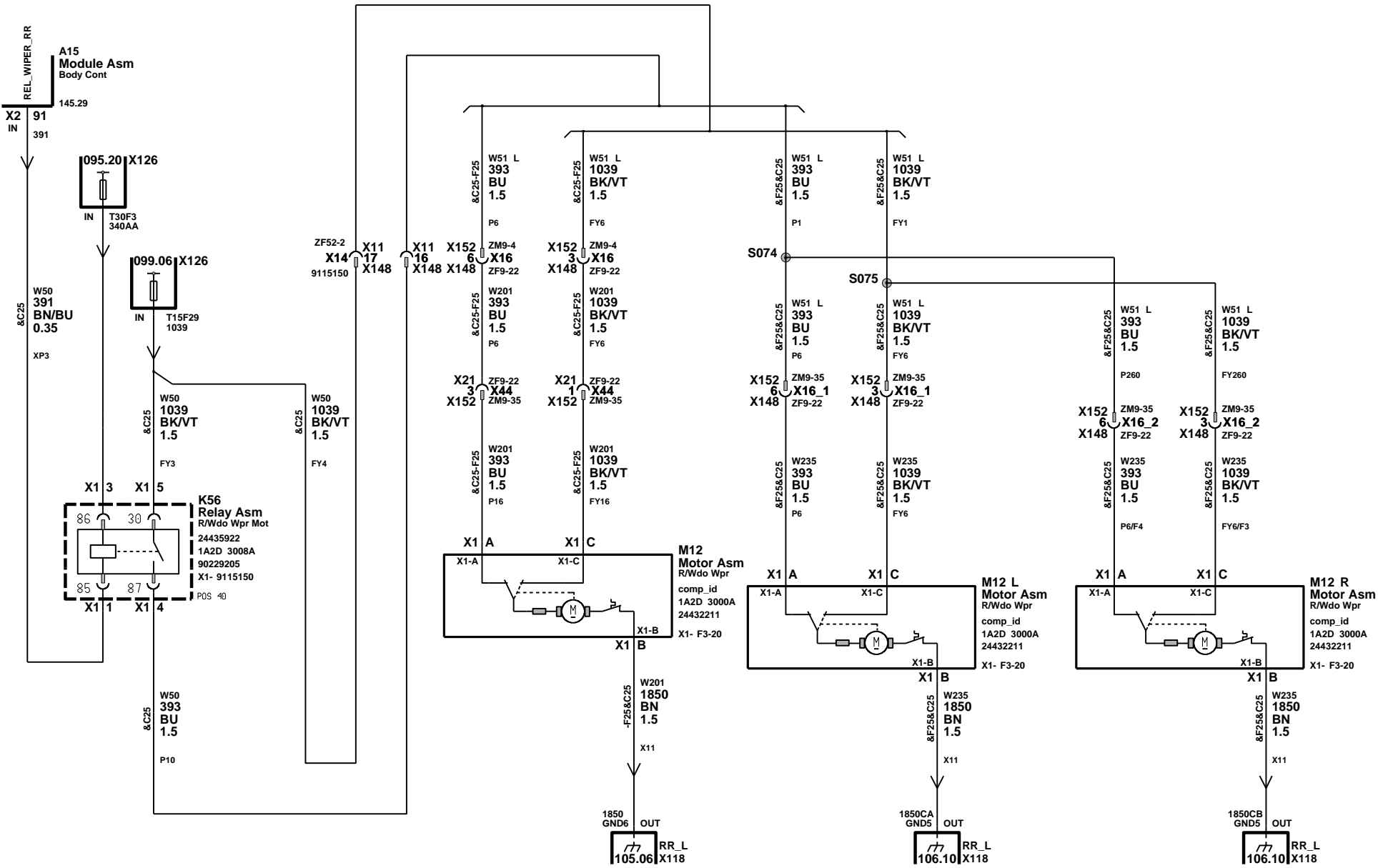












Pwr & Gnd Distribution - Power Distribution
xu_pwrddistrib 002

1020A	—1020A
1039	—1039
1040	—1040
1130	—1130
1140	—1140
1239	—1239
1240	—1240
1339A	—1339A
1339B	—1339B
1340	—1340
140	—140
141	—141
1440	—1440
1500A	—1500A
1500C	—1500C
1500D	—1500D
1540	—1540
1640	—1640
1740	—1740
1840	—1840
1940	—1940
1BB	—1BB
2040	—2040
2150C	—2150C
239	—239
240	—240
243	—243
2840	—2840
2940	—2940
3	—3
3040	—3040
3140	—3140
3240	—3240
3340	—3340
339A	—339A
339B	—339B
340A	—340A
340AA	—340AA
340B	—340B
340C	—340C
340D	—340D
3540A	—3540A
3540B	—3540B
3640	—3640
3740	—3740
4	—4
439	—439
440	—440
4B	—4B
4PBV1	—4PBV1
4PBV2	—4PBV2
539A	—539A
539B	—539B
539C	—539C
540	—540
639	—639
640	—640
739	—739
740	—740
750A	—750A
750BRFL	—750BRFL
840	—840

Page 095-102 of 146

MOTRONIK Z10XE/Z12XE

Engine - Starter Control
xu_starter1 002
&LW3/LW4

1020	—1020
1050A	—1050A
1050B	—1050B
1150A	—1150A
1A	—1A
26	—26
750A	—750A
750T	—750T

Page 038 of 146

MULTEC/SIMTEC Z14XE/Z16SE/Z18XE

Engine - Starter Control
xu_starter2 002
&L95/L55/2H9

1020	—1020
1050A	—1050A
1050B	—1050B
1150A	—1150A
1A	—1A
26	—26
750A	—750A
750TA	—750TA

Page 039 of 146

DIESEL Y17DT/DTL

Engine - Starter Control
xu_starter4 002
&LK8/LR6

1020	—1020
1050A	—1050A
1050B	—1050B
1150A	—1150A
1A	—1A
23	—23
26	—26
750A	—750A

Page 037 of 146

Pwr & Gnd Distribution - Ground Distribution
xu_gniddistrib 002

1050A	—1050A
1050B	—1050B
1150A	—1150A
1150B	—1150B
1750A	—1750A
1750B	—1750B
1750C	—1750C
1750CA	—1750CA
1750D	—1750D
1850	—1850
1850CA	—1850CA
1850CB	—1850CB
1850E	—1850E
2050	—2050
2150A	—2150A
2150B	—2150B
2150C	—2150C
2250A	—2250A
2250B	—2250B
2250C	—2250C
2250D	—2250D
2250E	—2250E
2350A	—2350A
2350B	—2350B
2350C	—2350C
2450	—2450
250	—250
2550	—2550
350	—350
450A	—450A
450B	—450B
550	—550
650	—650
750A	—750A
750B	—750B
750C	—750C
850	—850

Page 103-109 of 146

Pwr & Gnd Distribution - Lighter/Auxiliary Outlet
xu_cigaretter 001

230	—230
539A	—539A
2350B	—2350B

Page 110 of 146

Fuel Storage & Handling - Fuel Storage
xu_tank 002

2940	—2940
465	—465
5290	—5290
120	—120
1750A	—1750A
1750CA	—1750CA
55	—55

Page 047 of 146

Engine - Pedal Position Sensor & Cruise Control
xu_pedalpos 002

439LHD	—439LHD
439RH	—439RH
439RHD	—439RHD
1161A	—1161A
1161B	—1161B
1162A	—1162A
1162B	—1162B
1164A	—1164A
1164B	—1164B
1271A	—1271A
1271B	—1271B
1272A	—1272A
1272B	—1272B
1274A	—1274A
1274B	—1274B
186A	—186A
379A	—379A
379B	—379B

Page 116-117 of 146

Transmission - Trans Shift Sense/Control
xu_transm1at 001
&MC7

1078	—1078
1339A	—1339A
1339B	—1339B
20B	—20B
230	—230
24A	—24A
539C	—539C
640	—640
750TA	—750TA
1132	—1132
2350A	—2350A
750A	—750A
750B	—750B

Page 041-043 of 146

Transmission - Trans Shift Sense/Control
xu_transm2mta 001
&MC8

1339A	—1339A
1339B	—1339B
230	—230
340B	—340B
5197LA	—5197LA
5197RA	—5197RA
5197RB	—5197RB
750T	—750T
790	—790
1132	—1132
1150B	—1150B
1150C	—1150C
2152	—2152
2350A	—2350A
447	—447

Page 040 of 146

MOTRONIK Z10XE

Engine - Engine Sensors/Controls

xu_engine1a 002

&LW3

1051A1A	1051A1A
1139	1139
1161A	1161A
1161B	1161B
1162A	1162A
1162B	1162B
1164A	1164A
1164B	1164B
120	120
1271A	1271A
1271B	1271B
1272A	1272A
1272B	1272B
1274A	1274A
1274B	1274B
200	200
240	240
3040	3040
3351a	3351a
335A	335A
379A	379A
379B	379B
459	459
4731a	4731a
51281a	51281a
51971A	51971A
5291B1A	5291B1A
55	55

Page 013-018 of 146

MULTEC Z14XE

Engine - Engine Sensors/Controls

xu_engine2a 002

&L95

1051A2A	1051A2A
1139	1139
1161A	1161A
1161B	1161B
1162A	1162A
1162B	1162B
1164A	1164A
1164B	1164B
120	120
1271A	1271A
1271B	1271B
1272A	1272A
1272B	1272B
1274A	1274A
1274B	1274B
200	200
240	240
3040	3040
3352a	3352a
335B	335B
379A	379A
379B	379B
459	459
4732a	4732a
473B	473B
51282a	51282a
51971A	51971A
5291B2A	5291B2A
55	55

Page 031-036 of 146

SIMTEC Z18XE

Engine - Engine Sensors/Controls

xu_engine3a 002

&2H9

1139	1139
1161A	1161A
1161B	1161B
1162A	1162A
1162B	1162B
1164A	1164A
1164B	1164B
120	120
1271A	1271A
1271B	1271B
1272A	1272A
1272B	1272B
1274A	1274A
1274B	1274B
200	200
240	240
3040	3040
3352a	3352a
335B	335B
379A	379A
379B	379B
459	459
4732a	4732a
473B	473B
51282a	51282a
51971A	51971A
5291B3A	5291B3A
55	55

Page 001-006 of 146

MOTRONIK Z12XE

Engine - Engine Sensors/Controls

xu_engine1b 002

&LW4

1051A1B	1051A1B
1139	1139
1161A	1161A
1161B	1161B
1162A	1162A
1162B	1162B
1164A	1164A
1164B	1164B
120	120
1271A	1271A
1271B	1271B
1272A	1272A
1272B	1272B
1274A	1274A
1274B	1274B
200	200
240	240
3040	3040
3351a	3351a
335A	335A
379A	379A
379B	379B
459	459
4731a	4731a
51281a	51281a
51971A	51971A
5291B1B	5291B1B
55	55

Page 019-024 of 146

MULTEC Z16SE

Engine - Engine Sensors/Controls

xu_engine2b 002

&L55

1051A2B	1051A2B
1139	1139
1161A	1161A
1161B	1161B
1162A	1162A
1162B	1162B
1164A	1164A
1164B	1164B
120	120
1271A	1271A
1271B	1271B
1272A	1272A
1272B	1272B
1274A	1274A
1274B	1274B
200	200
240	240
3040	3040
3352a	3352a
335B	335B
379A	379A
379B	379B
459	459
4732a	4732a
473B	473B
51282a	51282a
51971A	51971A
5291B2B	5291B2B
55	55

Page 025-030 of 146

DIESEL Y17DT/DTL

Engine - Engine Sensors/Controls

xu_engine4a 002

&LR6/LK8

1139	1139
1139A4A	1139A4A
1161A	1161A
1161B	1161B
1162A	1162A
1162B	1162B
1164A	1164A
1164B	1164B
120A4A	120A4A
1271A	1271A
1271B	1271B
1272A	1272A
1272B	1272B
1274A	1274A
1274B	1274B
1339A	1339A
142	142
200	200
240	240
3040	3040
3354a	3354a
335C	335C
3540A	3540A
379A	379A
379B	379B
459	459
4734a	4734a
473C	473C
51284a	51284a
51971A	51971A
5290A4A	5290A4A
5291A4A	5291A4A
55	55

Page 007-012 of 146

MOTRONIK Z10XE/Z12XE

Eng/Tran Cooling - Engine

xu_motcool1 002

&LW3/LW4

3640	3640
3740	3740
3351a	3351a
335A	335A
4731a	4731a
51281a	51281a
550	550

Page 052 of 146

MULTEC/SIMTEC Z14XE/Z16SE/Z18XE

Eng/Tran Cooling - Engine

xu_motcool2 002

&L95/L55/2H9

3640	3640
3740	3740
3352a	3352a
335B	335B
4732a	4732a
473B	473B
51282a	51282a
550	550

Page 055-056 of 146

DIESEL Y17DT/DTL

Eng/Tran Cooling - Engine


xu_motcool4 002

&LK8/LR6


3640	3640
3740	3740
3354a	3354a
335C	335C
4734a	4734a
473C	473C
51284a	51284a
550	550

Page 053-054 of 146


Exterior Lighting - Headlamps
xu_headlp 002




Exterior Lighting - Signal Lamps
xu_signalp 002




Exterior Lighting - Fog Lamps
xu_foglp 001



Exterior Lighting - Headlamp Leveling
xu_headlplv 001




Interior Lighting - Interior Lamps
xu_interiorip 002




Horn - Horn
xu_horn 002




Steering - Power
xu_powersteer 001
&NV8




Brakes/Traction - Traction Control
xu_ebrakes 002




Power Windows - Power Windows
xu_pwindow 002
&A32




Mirrors - OSRV Power Mirror
xu_omirror 002
&DJ8



Moveable Roof - Power Sunroof
xu_sunroof 001
&CF5



Mirrors - ISRV Power Mirror
xu_imirror 002
&DH0



Washer/Wiper - Front/Rear Washer/Wiper
xu_washerwiper 002

1039	1039	1750D	1750D
1540	1540	1850	1850
239	239	1850CA	1850CA
339B	339B	1850CB	1850CB
340A	340A	2282	2282
340AA	340AA	51	51
391	391	750B	750B
		750C	750C

Page 144-146 of 146

Entry Control - Power Door Locks
xu_drllocks 002
&AU0

1090	1090	1850	1850
1090L	1090L	1850CB	1850CB
1090R	1090R	2250A	2250A
158A	158A	2350B	2350B
158B	158B	2350C	2350C
1740	1740	294	294
294L	294L	295	295
294R	294R	305	305
5131	5131	5131L	5131L
5131R	5131R	5200	5200

Page 063-067 of 146

Rear Window Defog
xu_rrwindef 002

1440	1440	1850	1850
1938CM	1938CM	1850CA	1850CA
		1850CB	1850CB
		193	193
		193PBV	193PBV
3140	3140	293	293
340C	340C	293L	293L
4	4	293R	293R
4PBV1	4PBV1	606A	606A
4PBV2	4PBV2	606ECC	606ECC

Page 140-141 of 146

Washer/Wiper - Headlamp Washer/Wiper
xu_headlpwa 001
&CE4

2282	2282	650	650
340A	340A		
740	740		

Page 074 of 146

HVAC - Compressor Control
xu_hvaccomp 001
&C60/C68

1239	1239	459	459
		550	550

Page 051 of 146

Theft Deterrent - Vehicle Theft Deterrent
xu_immobilizer 001

1132	1132	220	220
1398	1398	2350A	2350A
1922A	1922A	419B	419B
340B	340B		
419A	419A		

Page 091 of 146

Occupant Protection
xu_airbag 002

1339B	1339B	2116	2116
1403	1403		
1404	1404		
2117	2117	2132	2132
2118	2118	2133	2133
2119	2119	2135	2135
2131	2131	2136	2136
2134	2134	2138	2138
2137	2137	2450	2450
		347	347
		348	348
		353	353
		358	358
371	371	5019	5019
5020	5020		
5021	5021		
5022	5022		
5043B	5043B	5246	5246

Page 136-139 of 146

HVAC - Occupant Climate Control
xu_hvac1ac 002

193	193	193PBV	193PBV
230	230	2250C	2250C
243	243	2250E	2250E
		66	66

Page 049-050 of 146

Theft Protection - Content Theft Deterrent
xu_theftdtrnt 002
&UA6

1339A	1339A	2350A	2350A
1340	1340	51	51
1640	1640	750A	750A
1940	1940		
220	220		
229	229		
263L	263L		
263R	263R		
340A	340A	750B	750B

Page 142-143 of 146

Seats - Heated Seats
xu_seathr 002
&KA1

230	230	2350A	2350A
639	639	2350B	2350B
739	739		

Page 057-058 of 146

HVAC - Occupant Climate Control
xu_hvac2ecc 001
&C68

2009	2009	193ECC	193ECC
2840	2840	2150B	2150B
340E	340E	2250D	2250D
606ECC	606ECC	2350A	2350A
636	636	66	66

Page 048 of 146

HVAC - Extended Heating
xu_hvac3ext 001
&LM1/LR6/LK8

1922B	1922B	450A	450A
23	23		
2940	2940		
539B	539B		

Page 132 of 146

Entertainment - Radio

xu_radio1std 002
&W8X

117A	117A
1240	1240
1487A	1487A
1500A	1500A
1921	1921
201A	201A
230	230
5197LB	5197LB
61	61
636	636
654	654
655	655
693	693
115A	115A
116A	116A
116A	116A
1487AA	1487AA
1487AAA	1487AAA
1786A	1786A
180A	180A
200A	200A
2050	2050
2150A	2150A
46A	46A

Page 077-080 of 146

Telephone/Telecomm - Cellular Phone

xu_telephone 002

1153B	1153B
1153C	1153C
1154B	1154B
1154C	1154C
1155B	1155B
1155C	1155C
1240	1240
1487BB	1487BB
1487CC	1487CC
1487C	1487C
1487D	1487D
1487E	1487E
1487F	1487F
1487G	1487G
1487H	1487H
1487I	1487I
1487J	1487J
1487K	1487K
1487L	1487L
1487M	1487M
1487N	1487N
1487O	1487O
1487P	1487P
1487Q	1487Q
1487R	1487R
1487S	1487S
1487T	1487T
1487U	1487U
1487V	1487V
1487W	1487W
1487X	1487X
1487Y	1487Y
1487Z	1487Z
2150B	2150B
5191B	5191B
5191C	5191C
5193B	5193B
5193C	5193C
5193CC	5193CC
654	654
655	655
693	693

Page 092-093 of 146

Occupant Information - Instrument Cluster

xu_instrument 002

139B	139B
1884	1884
193ECC	193ECC
2009	2009
230	230
340B	340B
358	358
410B	410B
5201	5201
61	61
66	66
852	852
193BCM	193BCM
2150A	2150A
2350A	2350A
61	61
636	636
750BRFL	750BRFL

Page 075-076 of 146

Occupant Information - Triple Info Display

xu_display1 002
&UD8

1487AA	1487AA
2009	2009
230	230
33A	33A
338A	338A
340B	340B
5197LB	5197LB
61	61
636	636
2150A	2150A

Page 135 of 146

Entertainment - Radio Carphone

xu_radio2cp 002
&W1S

1153B	1153B
1154B	1154B
1155B	1155B
117B	117B
118B	118B
1240	1240
1487B	1487B
1487BB	1487BB
1500A	1500A
2009	2009
24B	24B
46B	46B
5191B	5191B
5193B	5193B
5211B	5211B
5246	5246
115B	115B
116B	116B
1487BBB	1487BBB
1786B	1786B
199B	199B
200B	200B
201B	201B
2050	2050
2150B	2150B

Page 081-085 of 146

Entertainment - Antenna

xu_antenna 002

1487AAA	1487AAA
1487BBB	1487BBB
1487CCC	1487CCC

Page 118-120 of 146

Occupant Information - Carphone Display

xu_display2 002
&W1S

1240	1240
2009	2009
230	230
330A	330A
338A	338A
5197LB	5197LB
61	61
636	636
2150B	2150B

Page 133 of 146

Serial Data Links - Serial Data Link

xu_canbus 002

340B	340B
1921	1921
1922A	1922A
1922B	1922B
2009	2009
2350A	2350A
5043A	5043A
5043B	5043B
5043C	5043C

Page 111-115 of 146

Occupant Information - Navigation Display

xu_display3 002
&W9M

1240	1240
2009	2009
230	230
330A	330A
338A	338A
5197LB	5197LB
61	61
636	636
2150A	2150A

Page 134 of 146

Entertainment - Radio Navigation

xu_radio3nav 002
&W9M

1153C	1153C
1154C	1154C
1155C	1155C
115C	115C
116C	116C
117C	117C
118C	118C
1240	1240
1487C	1487C
1487CC	1487CC
1500A	1500A
199C	199C
2009	2009
201C	201C
24B	24B
46C	46C
5043C	5043C
5191C	5191C
5193C	5193C
5193CC	5193CC
5197LB	5197LB
5211C	5211C
5246	5246
654	654
654C	654C
655	655
655C	655C
693	693
1487CCC	1487CCC
1786C	1786C
200C	200C
2050	2050
2150B	2150B

Page 086-090 of 146

Actuator Asm	F/Tnk Fil Dr Lk	066.30	Y10	
Actuator Asm	F/Tnk Fil Dr Lk	067.30	Y10	PBV
Actuator Asm	RR S/D Lk	067.03	Y132	L
Actuator Asm	RR S/D Lk	067.42	Y132	R
Actuator Asm	Frnt S/D Lk	064.13	Y13	D
Actuator Asm	Frnt S/D Lk	064.35	Y13	D
Actuator Asm	Frnt S/D Lk	065.05	Y13	P
Actuator Asm	Frnt S/D Lk	065.15	Y13	P
Actuator Asm	R/Cmpt Lid Lat Rel	066.16	Y29	
Actuator Asm	R/Cmpt Lid Lat Rel	067.16	Y29	PBV
Actuator Asm	RR S/D Lk	066.03	Y35	L
Actuator Asm	RR S/D Lk	066.40	Y35	R
Actuator Asm	F/InjnPump Tmg	012.06	Y9	
Alarm Asm	Theft Dtrnt	142.48	H16	
Alarm Asm	Theft Dtrnt	142.28	H16	PS
Antenna Asm	Navigation	119.38	W2	
Antenna Asm	Navigation	120.38	W2	
Antenna Asm	Rdo & Mobile TelNavigation	119.10	W446	
Antenna Asm	Rdo & Mobile TelNavigation	120.10	W446	
Base Asm	Rdo Ant	118.32	W460	
Battery Asm		039.04	G1	
Battery Asm		038.04	G1	
Battery Asm		037.04	G1	
Block Asm	Fuse	121.23	X126	
Block Asm	Fuse	001.04	X126	
Block Asm	Fuse	007.06	X126	
Block Asm	Fuse	025.03	X126	
Block Asm	Fuse	031.04	X126	
Block Asm	Fuse	013.06	X126	
Block Asm	Fuse	019.06	X126	
Block Asm	Fuse	101.24	X126	
Block Asm	Fuse	102.04	X126	
Block Asm	Fuse	102.30	X126	
Block Asm	Fuse	102.20	X126	
Block Asm	Fuse	095.06	X126	
Block Asm	Fuse	096.06	X126	
Block Asm	Fuse	097.06	X126	
Block Asm	Fuse	098.06	X126	
Block Asm	Fuse	099.06	X126	
Block Asm	Fuse	100.06	X126	

Block Asm	Fuse				102.40	X126	
Block Asm	Fuse				124.20	X126	
Body Asm					109.05	X118	BATRHD
Body Asm					107.18	X118	FRT_L
Body Asm					108.23	X118	FRT_R
Body Asm					103.40	X118	IP31AB
Body Asm					103.08	X118	IP31E
Body Asm					103.48	X118	IP31EP
Body Asm					104.22	X118	IP31L
Body Asm					109.38	X118	MOTOR
Body Asm					106.10	X118	RR_L
Body Asm					105.06	X118	RR_L
Body Asm					105.46	X118	RR_TG
Body Asm					109.18	X118	STARTE
Cluster Asm	Inst				111.10	P3	
Cluster Asm	Inst				111.24	P3	
Cluster Asm	Inst				075.03	P3	
Coil	A/C Clu				051.20	L7	
Coil Asm	F/Injr Sol				035.33	L2	A
Coil Asm	F/Injr Sol				003.35	L2	A
Coil Asm	F/Injr Sol				023.37	L2	A
Coil Asm	F/Injr Sol				017.37	L2	A
Coil Asm	F/Injr Sol				029.32	L2	A
Coil Asm	F/Injr Sol				035.39	L2	B
Coil Asm	F/Injr Sol				003.40	L2	B
Coil Asm	F/Injr Sol				023.42	L2	B
Coil Asm	F/Injr Sol				029.38	L2	B
Coil Asm	F/Injr Sol				017.43	L2	B
Coil Asm	F/Injr Sol				017.49	L2	C
Coil Asm	F/Injr Sol				023.47	L2	C
Coil Asm	F/Injr Sol				029.44	L2	C
Coil Asm	F/Injr Sol				035.45	L2	C
Coil Asm	F/Injr Sol				003.45	L2	C
Coil Asm	F/Injr Sol				023.52	L2	D
Coil Asm	F/Injr Sol				029.50	L2	D
Coil Asm	F/Injr Sol				035.51	L2	D
Coil Asm	F/Injr Sol				003.50	L2	D
Connector	Coil-Strg	Whl	Infl	Rst	Mdl	137.05	X116
Connector	Coil-Strg	Whl	Infl	Rst	Mdl	080.34	X116
Connector	Coil-Strg	Whl	Infl	Rst	Mdl	085.34	X116

Connector	Coil-Strg Whl Infl Rst Mdl	094.05	X116	
Connector	Coil-Strg Whl Infl Rst Mdl	090.34	X116	
Connector	Inline-To Cm/ShfPosn Sen Diagn	115.10	X136	
Contact Asm	Strg Whl Horn	094.16	S5	
Control Asm	Htr	049.12	A160	
Control Asm	M/Trns (w/ Shft Patt)	040.03	A163	
Controller Asm	Glow Plug	008.32	A147	
Cradle Asm	Mobile Tel	092.04	A143	
Display Asm	Drvr Info	112.34	P6	GID
Display Asm	Drvr Info	134.11	P6	GID
Display Asm	Drvr Info	112.20	P6	MID
Display Asm	Drvr Info	133.11	P6	MID
Display Asm	Rdo & Clk & Date	112.06	P9	
Display Asm	Rdo & Clk & Date	135.11	P9	
Generator Asm		037.34	G8	
Generator Asm		039.34	G8	
Generator Asm		038.34	G8	
Glow Plug Asm		008.32	R23	A
Glow Plug Asm		008.37	R23	B
Glow Plug Asm		008.42	R23	C
Glow Plug Asm		008.47	R23	D
Handset Asm	Mobile Rdo	093.10	B157	
Handset Asm	Mobile Rdo	093.32	B157	
Headlamp Asm	(w/ Lvlg Actr)	125.28	E121	L
Headlamp Asm	(w/ Lvlg Actr)	123.09	E121	L
Headlamp Asm	(w/ Lvlg Actr)	125.43	E121	R
Headlamp Asm	(w/ Lvlg Actr)	123.24	E121	R
Heater Asm	D/Seat Cush	058.25	R14	
Heater Asm	D/Seat Cush	057.10	R14	
Heater Asm	P/Seat Cush	058.10	R19	
Heater Asm	P/Seat Cush	057.25	R19	
Heater Asm	Fuel	008.50	R26	
Horn Asm	405 & 485 Hz	094.38	B11	
Housing Asm	Shft Cont	040.25	Y144	
Injector Asm	M/Port Fuel	012.10	Y145	
Lamp Asm	Tail	127.07	E106	L
Lamp Asm	Tail	122.40	E106	L_PBV
Lamp Asm	Tail	128.07	E106	L_PBV
Lamp Asm	Tail	127.22	E106	R
Lamp Asm	Tail	122.49	E106	R_PBV

Lamp Asm	Tail	128.22	E106	R_PBV
Lamp Asm	Aux Si Frt T/Sig	129.05	E55	L
Lamp Asm	Aux Si Frt T/Sig	129.12	E55	R
Lamp Asm	Cargo	060.04	E62	
Lamp Asm	Cargo	060.39	E62	L
Lamp Asm	Cargo	060.50	E62	R
Lamp Asm	Dm	059.29	E67	
Lamp Asm	Dm & Rdg	059.41	E68	
Lamp Asm	Frnt Fog	122.06	E69	L
Lamp Asm	Frnt Fog	122.13	E69	R
Lamp Asm	High Mt Stop	129.24	E79	
Lamp Asm	High Mt Stop	129.36	E79	PBV1
Lamp Asm	High Mt Stop	129.44	E79	PBV2
Lamp Asm	R/Cmpt Ctsy	060.26	E88	L
Lamp Asm	R/Cmpt Ctsy	060.37	E88	R
Lamp Asm	Rdg	062.21	E94	
Lamp Asm	RR Fog	122.24	E97	L
Lamp Asm	RR Fog	122.31	E97	R
Lamp Asm	RR Lic Plt	127.42	E98	A
Lamp Asm	RR Lic Plt	127.48	E98	B
Lamp Asm	RR Lic Plt	128.42	E98	PBV1
Lamp Asm	RR Lic Plt	128.48	E98	PBV2
Lighter Asm	Cig	110.15	R1	
Microphone Asm	Mobile Tel	092.30	B156	
Mirror Asm	I/S RR View	073.14	E124	
Module Asm	Theft Dtrnt	091.11	A110	
Module Asm	Throt Actr Cont	021.03	A111	
Module Asm	Throt Actr Cont	015.07	A111	
Module Asm	Throt Actr Cont	036.32	A111	
Module Asm	Throt Actr Cont	030.32	A111	
Module Asm	Throt Actr Cont	003.09	A111	
Module Asm	Trans Cont	041.05	A112	A1
Module Asm	Trans Cont	042.22	A112	A2
Module Asm	Trans Cont	043.17	A112	A3
Module Asm	Trans Cont	041.21	A112	A
Module Asm	Trans Cont	113.44	A112	A
Module Asm	Trans Cont	040.15	A112	B
Module Asm	Trans Cont	113.16	A112	B
Module Asm	Veh Spd Sen Sig Modifier	046.03	A119	L
Module Asm	Veh Spd Sen Sig Modifier	046.17	A119	R

Module Asm	Aux Htr & Blo	132.08	A12
Module Asm	Blo & Air Inl	048.09	A13
Module Asm	Blo Mot & A/C CmCont	111.24	A14
Module Asm	Blo Mot & A/C CmCont	048.05	A14
Module Asm	Body Cont	142.38	A15
Module Asm	Body Cont	143.46	A15
Module Asm	Body Cont	111.10	A15
Module Asm	Body Cont	111.24	A15
Module Asm	Body Cont	113.44	A15
Module Asm	Body Cont	114.20	A15
Module Asm	Body Cont	114.06	A15
Module Asm	Body Cont	113.04	A15
Module Asm	Body Cont	113.16	A15
Module Asm	Body Cont	114.42	A15
Module Asm	Body Cont	113.32	A15
Module Asm	Body Cont	060.08	A15
Module Asm	Body Cont	063.06	A15
Module Asm	Body Cont	064.16	A15
Module Asm	Body Cont	121.08	A15
Module Asm	Body Cont	124.08	A15
Module Asm	Body Cont	094.19	A15
Module Asm	Body Cont	076.06	A15
Module Asm	Body Cont	059.04	A15
Module Asm	Body Cont	126.20	A15
Module Asm	Body Cont	125.04	A15
Module Asm	Body Cont	038.32	A15
Module Asm	Body Cont	039.32	A15
Module Asm	Body Cont	037.32	A15
Module Asm	Body Cont	101.04	A15
Module Asm	Body Cont	047.31	A15
Module Asm	Body Cont	144.24	A15
Module Asm	Body Cont	145.03	A15
Module Asm	D/Seat Si Infl Rst	138.39	A24
Module Asm	Elek Brk & TractCont	045.06	A37
Module Asm	Elek Brk & TractCont	114.20	A37
Module Asm	Elek Ign Cont	014.32	A40
Module Asm	Elek Ign Cont	020.31	A40
Module Asm	Elek Ign Cont	032.27	A40
Module Asm	Elek Ign Cont	002.25	A40
Module Asm	Elek Ign Cont	026.27	A40

Module Asm	Htr & A/C Evpr Blo	050.18	A60	
Module Asm	I/P Infl Rst	137.24	A62	
Module Asm	Infl Rst Cont	136.07	A63	
Module Asm	P/S Cont	044.02	A75	
Module Asm	P/Seat Si Infl Rst	138.49	A79	
Module Asm	Pwrt Cont	113.44	A84	A
Module Asm	Pwrt Cont	113.32	A84	A
Module Asm	Pwrt Cont	031.03	A84	A
Module Asm	Pwrt Cont	025.03	A84	A
Module Asm	Pwrt Cont	113.16	A84	B
Module Asm	Pwrt Cont	113.04	A84	B
Module Asm	Pwrt Cont	012.49	A84	B
Module Asm	Pwrt Cont	019.02	A84	B
Module Asm	Pwrt Cont	114.06	A84	C
Module Asm	Pwrt Cont	114.20	A84	C
Module Asm	Pwrt Cont	001.03	A84	C
Module Asm	Pwrt Cont	012.12	A84	D1
Module Asm	Pwrt Cont	114.42	A84	D
Module Asm	Pwrt Cont	007.03	A84	D
Module Asm	RF S/Rl Infl Rst	139.09	A96	HB_D
Module Asm	RF S/Rl Infl Rst	139.25	A96	HB_P
Motor Asm	Frnt S/D Wdo Reg	068.13	M10	D
Motor Asm	Frnt S/D Wdo Reg	069.13	M10	D
Motor Asm	Frnt S/D Wdo Reg	069.39	M10	P
Motor Asm	Frnt S/D Wdo Reg	068.39	M10	P
Motor Asm	O/S RR View Mir	071.13	M11	D
Motor Asm	O/S RR View Mir	072.13	M11	D
Motor Asm	O/S RR View Mir	071.36	M11	P
Motor Asm	O/S RR View Mir	072.36	M11	P
Motor Asm	R/Wdo Wpr	146.20	M12	
Motor Asm	R/Wdo Wpr	146.32	M12	L
Motor Asm	R/Wdo Wpr	146.45	M12	R
Motor Asm	Start	038.20	M15	
Motor Asm	Start	037.20	M15	
Motor Asm	Start	039.20	M15	
Motor Asm	Sun RF Actr	070.16	M16	
Motor Asm	Wsw	145.39	M17	
Motor Asm	Eng Cool Fan	052.08	M7	
Motor Asm	Eng Cool Fan	055.22	M7	
Motor Asm	Eng Cool Fan	053.19	M7	

Motor Asm	Eng Cool Fan	052.34	M7	
Motor Asm	Eng Cool Fan	054.36	M7	A
Motor Asm	Eng Cool Fan	056.14	M7	A
Motor Asm	Eng Cool Fan	054.12	M7	B
Motor Asm	Eng Cool Fan	056.47	M7	B
Motor Asm	F/Pmp	047.28	M8	
Motor Asm	F/Pmp	132.15	M8	AUX
Processor Asm	Navigation Ctl	120.32	A139	A
Processor Asm	Navigation Ctl	112.46	A139	A
Processor Asm	Navigation Ctl	088.07	A139	A
Processor Asm	Navigation Ctl	119.32	A139	B
Processor Asm	Navigation Ctl	112.20	A139	B
Processor Asm	Navigation Ctl	083.06	A139	B
Pump Asm	Wswa	144.31	Y105	
Pump Asm	Hdlp Wa	074.20	Y106	
Radio Asm	Am/Fm Stereo & Clk	118.24	A132	
Radio Asm	Am/Fm Stereo & Clk	112.06	A132	
Radio Asm	Am/Fm Stereo & Clk	077.05	A132	
Radio Asm	Am/Fm/Lw Stereo Cd Plyr & Naviga	120.10	A155	
Radio Asm	Am/Fm/Lw Stereo Cd Plyr & Naviga	112.34	A155	
Radio Asm	Am/Fm/Lw Stereo Cd Plyr & Naviga	086.05	A155	
Relay Asm	Dr Lk	063.06	K24	A
Relay Asm	Dr Lk	063.18	K24	B
Relay Asm	Dr Lk	063.30	K24	C
Relay Asm	Dr Lk	063.42	K24	D
Relay Asm	Ecm	019.18	K26	
Relay Asm	Ecm	007.14	K26	
Relay Asm	Ecm	025.14	K26	
Relay Asm	Ecm	031.15	K26	
Relay Asm	Ecm	001.15	K26	
Relay Asm	Ecm	013.18	K26	
Relay Asm	Eng Clg Blo	056.12	K30	A
Relay Asm	Eng Clg Blo	053.17	K30	A
Relay Asm	Eng Clg Blo	054.48	K30	A
Relay Asm	Eng Clg Blo	052.06	K30	A
Relay Asm	Eng Clg Blo	055.20	K30	A
Relay Asm	Eng Clg Blo	052.20	K30	A
Relay Asm	Eng Clg Blo	054.08	K30	B
Relay Asm	Eng Clg Blo	052.32	K30	B
Relay Asm	Eng Clg Blo	056.43	K30	B

Relay Asm	Eng Clg Blo	055.29	K30	B
Relay Asm	Eng Clg Blo	053.26	K30	B
Relay Asm	Eng Clg Blo	054.36	K30	C
Relay Asm	Eng Clg Blo	052.44	K30	D
Relay Asm	Eng Clg Blo	054.22	K30	D
Relay Asm	Eng Clg Blo	056.30	K30	D
Relay Asm	F/Injr & F/Pmp	007.26	K34	
Relay Asm	F/Pmp	047.06	K35	
Relay Asm	Fog Lp	121.21	K39	
Relay Asm	Hdlp	124.29	K43	
Relay Asm	Hdlp High Beam	124.20	K45	
Relay Asm	Hdlp Wa Pump	074.12	K46	
Relay Asm	Horn	094.30	K47	
Relay Asm	Htd O/S RR View Mir & R/Wdo Defg	140.10	K49	
Relay Asm	Ign & Start Sw	101.46	K50	
Relay Asm	Park Lp	126.28	K54	
Relay Asm	R/Wdo Defg	141.07	K55	
Relay Asm	R/Wdo Defg	141.18	K55	DWA
Relay Asm	R/Wdo Wpr Mot	146.05	K56	
Relay Asm	RR Fog Lp	121.32	K58	
Relay Asm	A/C Cmpr	051.12	K5	
Relay Asm	Start Mot	038.48	K61	
Relay Asm	Start Mot	039.48	K61	
Relay Asm	Start Mot	037.48	K61	
Relay Asm	T/Sig Lp	126.38	K66	L
Relay Asm	T/Sig Lp	131.10	K66	LHD
Relay Asm	T/Sig Lp	126.48	K66	R
Relay Asm	T/Sig Lp	131.32	K66	RHD
Relay Asm	Theft Dtrnt	142.46	K67	
Relay Asm	Wsw Mot	145.06	K69	A
Relay Asm	Wsw Mot	145.23	K69	B
Relay Asm	Wswa Pump	144.44	K70	
Relay Asm	B/U Lp	130.48	K71	
Relay Asm	Strtr Acstry	101.22	K72	
Relay Asm	R/Wdo Wa Pump	144.29	K74	
Relay Asm	Park Lp (rh/Lh)	124.40	K76	L
Relay Asm	Park Lp (rh/Lh)	124.49	K76	R
Sensor Asm	P/Seat Infant StInfl Rst Orient	138.06	B145	
Sensor Asm	Turbo Press	010.45	B150	
Sensor Asm	Fuel Temp	011.23	B159	

Sensor Asm	F/Injn Pump PresTmg	011.04	B160	
Sensor Asm	Htd Oxy (posn1)	022.21	B166	
Sensor Asm	Htd Oxy (posn1)	028.20	B166	
Sensor Asm	Htd Oxy (posn1)	034.20	B166	
Sensor Asm	Htd Oxy (posn1)	016.21	B166	
Sensor Asm	Htd Oxy (posn1)	004.24	B166	
Sensor Asm	A/C Refrig Press	029.26	B18	
Sensor Asm	A/C Refrig Press	005.23	B18	
Sensor Asm	A/C Refrig Press	009.18	B18	
Sensor Asm	A/C Refrig Press	017.06	B18	
Sensor Asm	A/C Refrig Press	035.24	B18	
Sensor Asm	A/C Refrig Press	023.08	B18	
Sensor Asm	Accel Ped Posn	116.11	B22	
Sensor Asm	Amb Air Temp	076.42	B23	
Sensor Asm	Baro Press	010.36	B26	
Sensor Asm	Cm/Shf Posn	006.39	B28	
Sensor Asm	Cm/Shf Posn	024.39	B28	
Sensor Asm	Cm/Shf Posn	018.39	B28	
Sensor Asm	Cm/Shf Posn	036.13	B28	
Sensor Asm	Cm/Shf Posn	030.13	B28	
Sensor Asm	Cr/Shf Posn	019.59	B30	
Sensor Asm	Cr/Shf Posn	001.59	B30	
Sensor Asm	Cr/Shf Posn	013.59	B30	
Sensor Asm	Cr/Shf Posn	029.15	B30	
Sensor Asm	Cr/Shf Posn	035.15	B30	
Sensor Asm	Cr/Shf Posn	012.36	B30	
Sensor Asm	Eng Cool Temp	006.16	B39	
Sensor Asm	Eng Cool Temp	024.21	B39	
Sensor Asm	Eng Cool Temp	018.21	B39	
Sensor Asm	Eng Cool Temp	028.03	B39	
Sensor Asm	Eng Cool Temp	034.03	B39	
Sensor Asm	Eng Cool Temp	011.16	B39	
Sensor Asm	Frnt Whl Spd	046.04	B52	L
Sensor Asm	Frnt Whl Spd	046.21	B52	R
Sensor Asm	Htd Oxy (posn 2)	004.36	B57	
Sensor Asm	Htd Oxy (posn 2)	028.31	B57	
Sensor Asm	Htd Oxy (posn 2)	034.31	B57	
Sensor Asm	Htd Oxy (posn 2)	016.35	B57	
Sensor Asm	Htd Oxy (posn 2)	022.35	B57	
Sensor Asm	Infl Rst Si Imp	138.18	B63	D

Sensor Asm	Infl Rst Si Imp	138.29	B63	P
Sensor Asm	Int Air Temp	030.21	B64	
Sensor Asm	Int Air Temp	036.21	B64	
Sensor Asm	Knock	015.32	B65	
Sensor Asm	Knock	021.28	B65	
Sensor Asm	Knock	028.11	B65	
Sensor Asm	Knock	034.11	B65	
Sensor Asm	Knock	004.11	B65	
Sensor Asm	Map	035.08	B67	
Sensor Asm	Map	029.08	B67	
Sensor Asm	Mass Airflow (w/Int Air Temp Sen	018.03	B69	
Sensor Asm	Mass Airflow (w/Int Air Temp Sen	024.03	B69	
Sensor Asm	Mass Airflow (w/Int Air Temp Sen	006.03	B69	
Sensor Asm	Mass Airflow (w/Int Air Temp Sen	009.12	B69	
Sensor Asm	RR Whl Spd	046.34	B76	L
Sensor Asm	RR Whl Spd	046.47	B76	R
Sensor Asm	Theft Dtrnt	143.10	B79	
Sensor Asm	Theft Dtrnt	143.39	B79	RL
Sensor Asm	Theft Dtrnt	143.47	B79	RR
Sensor Asm	W/S O/S Mstre	145.46	B86	
Solenoid Asm	Egr Vlv	006.29	Y56	
Solenoid Asm	Egr Vlv	018.29	Y56	
Solenoid Asm	Egr Vlv	024.29	Y56	
Solenoid Asm	Egr Vlv	030.04	Y56	
Solenoid Asm	Egr Vlv	036.04	Y56	
Solenoid Asm	Egr Vlv	010.09	Y56	
Speaker Asm	Rdo Frt S/D	079.18	B109	L
Speaker Asm	Rdo Frt S/D	084.05	B109	L
Speaker Asm	Rdo Frt S/D	084.18	B109	L
Speaker Asm	Rdo Frt S/D	079.05	B109	L
Speaker Asm	Rdo Frt S/D	089.05	B109	L
Speaker Asm	Rdo Frt S/D	089.18	B109	L
Speaker Asm	Rdo Frt S/D	084.11	B109	LT
Speaker Asm	Rdo Frt S/D	079.24	B109	LT
Speaker Asm	Rdo Frt S/D	084.24	B109	LT
Speaker Asm	Rdo Frt S/D	089.11	B109	LT
Speaker Asm	Rdo Frt S/D	089.24	B109	LT
Speaker Asm	Rdo Frt S/D	079.11	B109	LT
Speaker Asm	Rdo Frt S/D	079.45	B109	R
Speaker Asm	Rdo Frt S/D	089.32	B109	R

Speaker Asm	Rdo Frt S/D	089.45	B109	R
Speaker Asm	Rdo Frt S/D	079.32	B109	R
Speaker Asm	Rdo Frt S/D	084.32	B109	R
Speaker Asm	Rdo Frt S/D	084.45	B109	R
Speaker Asm	Rdo Frt S/D	089.38	B109	RT
Speaker Asm	Rdo Frt S/D	089.51	B109	RT
Speaker Asm	Rdo Frt S/D	079.38	B109	RT
Speaker Asm	Rdo Frt S/D	079.51	B109	RT
Speaker Asm	Rdo Frt S/D	084.38	B109	RT
Speaker Asm	Rdo Frt S/D	084.51	B109	RT
Speaker Asm	Rdo RR	080.07	B117	L
Speaker Asm	Rdo RR	085.07	B117	L
Speaker Asm	Rdo RR	090.07	B117	L
Speaker Asm	Rdo RR	085.25	B117	R
Speaker Asm	Rdo RR	080.17	B117	R
Speaker Asm	Rdo RR	090.17	B117	R
Speaker Asm	Rdo RR	090.25	B117	R
Speaker Asm	Rdo RR	080.25	B117	R
Speaker Asm	Rdo RR	085.17	B117	R
Switch Asm	Frt S/D Wdo	068.14	S112	D
Switch Asm	Frt S/D Wdo	069.14	S112	D
Switch Asm	Frt S/D Wdo	068.39	S112	P
Switch Asm	Frt S/D Wdo	069.39	S112	P
Switch Asm	Hazard Wrng	126.16	S120	
Switch Asm	Hazard Wrng	142.04	S120	
Switch Asm	Hdlp & I/P Lp DiDm Lp	121.08	S124	
Switch Asm	Hdlp & I/P Lp DiDm Lp	124.02	S124	
Switch Asm	Hdlp & I/P Lp DiDm Lp	123.44	S124	
Switch Asm	Hdlp & I/P Lp DiDm Lp	059.04	S124	
Switch Asm	Hdlp Dimr & T/Si	117.31	S129	
Switch Asm	Hdlp Dimr & T/Si	125.04	S129	
Switch Asm	Hdlp Dimr & T/Si	126.04	S129	
Switch Asm	Hood Theft Dtrnt	142.12	S135	
Switch Asm	Ign & Start	037.10	S149	
Switch Asm	Ign & Start	038.10	S149	
Switch Asm	Ign & Start (w/ Lk Cyl Cont Sol)	039.07	S150	
Switch Asm	Low Air Press	132.50	S162	
Switch Asm	O/S RR View Mir R/Con	071.07	S169	
Switch Asm	O/S RR View Mir R/Con	072.07	S169	
Switch Asm	Park Brk	076.22	S181	

Switch Asm	Rdo Cont	085.44	S208	
Switch Asm	Rdo Cont	090.44	S208	
Switch Asm	Rdo Cont	080.44	S208	
Switch Asm	S/Lp	007.43	S216	
Switch Asm	S/Lp	001.26	S216	
Switch Asm	S/Lp	019.29	S216	
Switch Asm	S/Lp	031.40	S216	
Switch Asm	S/Lp	013.29	S216	
Switch Asm	S/Lp	025.36	S216	
Switch Asm	S/Lp	130.10	S216	
Switch Asm	Sun RF	070.12	S228	
Switch Asm	Wsw & Wswa (w/ R/Wdo Wpr & Wa)	144.03	S250	
Switch Asm	F/Seat Htr	057.10	S260	L
Switch Asm	F/Seat Htr	058.10	S260	L
Switch Asm	F/Seat Htr	058.25	S260	R
Switch Asm	F/Seat Htr	057.25	S260	R
Switch Asm	B/U Lp	130.40	S32	
Switch Asm	Brk Fluid Lvl In	076.16	S36	
Switch Asm	Cargo Lp	060.04	S39	
Switch Asm	Cargo Lp	060.26	S39	PBV
Switch Asm	Clu Eng Brk	117.11	S41	
Switch Asm	Dr Lk	061.06	S63	FL
Switch Asm	Dr Lk	061.36	S63	FL
Switch Asm	Dr Lk	061.48	S63	FR
Switch Asm	Dr Lk	061.18	S63	FR
Switch Asm	Dr Lk	062.03	S63	RL
Switch Asm	Dr Lk	062.09	S63	RR
Switch Asm	Dr Lk	062.34	S63	SL
Switch Asm	Dr Lk	062.48	S63	SR
Switch Asm	Eng Oil Press In	002.20	S87	
Switch Asm	Eng Oil Press In	008.22	S87	
Switch Asm	Eng Oil Press In	026.20	S87	
Switch Asm	Eng Oil Press In	032.20	S87	
Switch Asm	Eng Oil Press In	020.22	S87	
Switch Asm	Eng Oil Press In	014.22	S87	
Tensioner Asm	D/Seat Belt (bklSi)	137.35	Y128	
Tensioner Asm	D/Seat Belt (bklSi)	076.06	Y128	
Tensioner Asm	P/Seat Belt (bklSi)	137.45	Y129	
Transceiver Asm	Mobile Tel	119.10	A144	
Transceiver Asm	Mobile Tel	112.20	A144	

Transceiver Asm	Mobile Tel	081.05	A144	
Valve Asm	Evap Emis Cnstr Purge Sol	028.40	Y123	
Valve Asm	Evap Emis Cnstr Purge Sol	004.48	Y123	
Valve Asm	Evap Emis Cnstr Purge Sol	016.48	Y123	
Valve Asm	Evap Emis Cnstr Purge Sol	022.48	Y123	
Valve Asm	Evap Emis Cnstr Purge Sol	034.40	Y123	
Valve Asm	Turbo Wastegate Reg Sol	010.27	Y142	
Window	Rr	140.40	R22	
Window	Rr	141.44	R22	L
Window	Rr	141.50	R22	R